

INDUSTRIAL

HEALTH CARE

COMMERCIAL

FOOD SERVICE



Storage & Handling Equipment



*Serving Distributors
For Over 25 Years*



2016

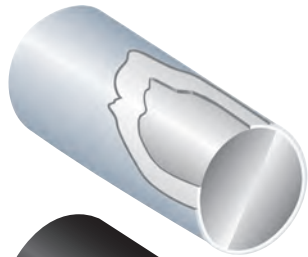


In Stock | Same Day Shipping | www.nexelwire.com

FINISH TYPES

Finish Types


NEXEL OFFERS FINISHES DESIGNED TO MEET THE REQUIREMENTS OF A WIDE RANGE OF STORAGE ENVIRONMENTS. EACH PROVIDES EXCEPTIONAL DURABILITY AND LASTING GOOD LOOKS. WHETHER YOUR NEEDS ARE ONE-FOLD OR VARIED, WE OFFER A FINISH THAT WILL COMPLIMENT YOUR WORKING CONDITIONS.



SILVER EP SERIES

Attractive And Economically Priced


SILVER EP SERIES finish consists of a silver epoxy powder coat over a rust inhibiting undercoat. NSF listed for both wet/dry applications. **Limited Seven-Year Warranty against rust and corrosion.**



BLACK EP SERIES

Attractive And Economically Priced

BLACK EP SERIES finish consists of a black epoxy powder coat over a rust inhibiting undercoat. NSF listed for both wet/dry applications. **Limited Seven-Year Warranty against rust and corrosion.**



POLY-Z-BRITE™

Fifteen Year Limited Warranty Against Rust


POLY-Z-BRITE features a true powder-epoxy over zinc-chromate electro-plating that ensures a strong durable finish that resembles the look of chrome, yet handles temperature and moisture extremes even better. Ideal for dry storage, coolers and freezers. Includes NEXGard, an anti-microbial agent that protects the epoxy coating from bacteria, mold and mildew that causes stains, odors and product degradation. **Fifteen-Year Limited Warranty against rust and corrosion.**



POLY-GREEN™

Fifteen Year Limited Warranty Against Rust


POLY-GREEN features a true powder-epoxy over zinc-chromate electro-plating that ensures a strong durable finish and handles temperature and moisture extremes well. Ideal for dry storage, coolers and freezers. Includes NEXGard, an anti-microbial agent that protects the epoxy coating from bacteria, mold and mildew that causes stains, odors and product degradation. **Fifteen-Year Limited Warranty against rust and corrosion.**



NIXELON™

Limited Lifetime Warranty Against Rust


NIXELON is the top of the line finish. We are so confident about the quality of this revolutionary finish. Includes NEXGard, an anti-microbial agent that protects the epoxy coating from bacteria, mold and mildew, that causes stains, odors and product degradation. Use throughout facility, handles all environmental conditions. **Limited Lifetime Warranty against rust and corrosion.**



CHROME

A Brilliant Finish For The High-Tech Look

CHROME is electro-plated nickel-chrome resulting in a brilliant high gloss finish. It is a quality finish that is both hard and durable with a high tech look at an economical price. This industry standard has proven to be a favorite and perfect for display and dry storage. **Limited one year warranty against rust and corrosion.**



STAINLESS STEEL

Excellent Resistance To Rust And Corrosion


STAINLESS STEEL provides stability and durability with a smooth, attractive, electro polished finish. Stainless Steel handles all moisture and temperature extremes. It resists rust and corrosion and is ideal for any storage requirements. **Limited Lifetime warranty against rust and corrosion.**

| APPLICATION | SILVER EP SERIES | BLACK EP SERIES | POLY-Z-BRITE | POLY-GREEN | NIXELON | CHROME | STAINLESS STEEL |
|-----------------|------------------|-----------------|--------------|------------|-----------|------------|-----------------|
| DRY STORAGE | YES | YES | YES | YES | YES | YES | YES |
| WET STORAGE | YES | YES | YES | YES | YES | NO | YES |
| COOLER STORAGE | YES | YES | YES | YES | YES | NO | YES |
| FREEZER STORAGE | YES | YES | YES | YES | YES | NO | YES |
| WARRANTY | *7-Year | *7-Year | *15-Year | *15-Year | *Lifetime | 1-Year Dry | *Lifetime |

*Limited against rust and corrosion


Standard

Finish: Silver and Black EP Series, Chrome, Nexelon, Poly-Z-Brite, Poly-Green or Stainless Steel
Capacity: 600 to 800 lbs.




E-Z Adjust

Finish: Chrome, Poly-Z-Brite
Capacity: 400 lbs.




Solid Steel

Finish: Galvanized Steel or Stainless Steel
Capacity: 400 to 600 lbs.



Slant Shelf

Finish: Chrome
Capacity: 400 lbs.



Solid Plastic

Finish: Solid Plastic
Capacity: 300 lbs.




NEXELITE

Finish: Nexelon
Capacity: 400-600 lbs.




Wine Cradle Shelving

Finish: Chrome
Capacity: 100 lbs.




Heavy Duty / Dunnage

Finish: Poly-Z-Brite, Nexelon
Capacity: 1000-1600 lbs.



Cantilever

Finish: Chrome
Capacity: 40 lbs.



WIRE SHELVING

Standard Wire Shelf

Unique design offers high volume, easy access storage in a variety of finishes to suit your needs. Open wire truss reinforced shelves feature front to back welded surface ribs for added strength. Increases light penetration, free air circulation and merchandise visibility. Minimizes moisture and dust accumulation. Easily adjustable and expandable to change with your needs. Shelves adjust on 1" increments.

AVAILABLE IN A VARIETY OF SIZES... INCLUDES SHELF CLIPS



SILVER EP SERIES



NEXELON




CHROME



POLY-Z-BRITE



BLACK EP SERIES



POLY-GREEN



STAINLESS STEEL



* Protected by NEXGard

| W" x L" | SILVER EP SERIES | | BLACK EP SERIES | | *POLY-Z-BRITE | | *POLY-GREEN | | *NEXELON | | CHROME | | STAINLESS STEEL | | Lbs. |
|---------|------------------|------------|-----------------|------------|---------------|------------|-------------|------------|----------|------------|--------|------------|-----------------|------------|------|
| | Model | List Price | Model | List Price | Model | List Price | Model | List Price | Model | List Price | Model | List Price | Model | List Price | |
| 14 x 24 | S1424EP | \$27.00 | — | — | S1424Z | \$37.00 | — | — | S1424N | \$43.00 | S1424C | \$35.00 | S1424S | — | 6.0 |
| 14 x 30 | S1430EP | 33.00 | S1430B | 33.00 | S1430Z | 41.00 | — | — | S1430N | 48.00 | S1430C | 39.00 | S1430S | — | 7.0 |
| 14 x 36 | S1436EP | 36.00 | — | — | S1436Z | 46.00 | — | — | S1436N | 52.00 | S1436C | 44.00 | S1436S | — | 8.0 |
| 14 x 42 | S1442EP | 39.00 | — | — | S1442Z | 50.00 | — | — | S1442N | 61.00 | S1442C | 47.00 | S1442S | — | 9.5 |
| 14 x 48 | S1448EP | 43.00 | S1448B | 43.00 | S1448Z | 56.00 | — | — | S1448N | 66.00 | S1448C | 53.00 | S1448S | — | 10.5 |
| 14 x 54 | S1454EP | 47.00 | — | — | S1454Z | 61.00 | — | — | S1454N | 70.00 | S1454C | 58.00 | S1454S | — | 12.0 |
| 14 x 60 | S1460EP | 52.00 | — | — | S1460Z | 66.00 | — | — | S1460N | 72.00 | S1460C | 62.00 | S1460S | — | 14.0 |
| 14 x 72 | S1472EP | 59.00 | — | — | S1472Z | 74.00 | — | — | S1472N | 86.00 | S1472C | 71.00 | S1472S | — | 17.0 |
| 18 x 24 | S1824EP | 35.00 | S1824B | 35.00 | S1824Z | 44.00 | S1824G | 44.00 | S1824N | 51.00 | S1824C | 42.00 | S1824S | — | 7.0 |
| 18 x 30 | S1830EP | 37.00 | S1830B | 37.00 | S1830Z | 47.00 | S1830G | 47.00 | S1830N | 60.00 | S1830C | 45.00 | S1830S | — | 8.0 |
| 18 x 36 | S1836EP | 40.00 | S1836B | 40.00 | S1836Z | 53.00 | S1836G | 53.00 | S1836N | 64.00 | S1836C | 48.00 | S1836S | 191.00 | 9.5 |
| 18 x 42 | S1842EP | 46.00 | S1842B | 46.00 | S1842Z | 60.00 | S1842G | 60.00 | S1842N | 71.00 | S1842C | 57.00 | S1842S | — | 11.0 |
| 18 x 48 | S1848EP | 52.00 | S1848B | 52.00 | S1848Z | 66.00 | S1848G | 66.00 | S1848N | 78.00 | S1848C | 63.00 | S1848S | 238.00 | 12.0 |
| 18 x 54 | S1854EP | 60.00 | S1854B | 60.00 | S1854Z | 74.00 | S1854G | 74.00 | S1854N | 87.00 | S1854C | 71.00 | S1854S | 244.00 | 14.5 |
| 18 x 60 | S1860EP | 61.00 | S1860B | 61.00 | S1860Z | 80.00 | S1860G | 80.00 | S1860N | 91.00 | S1860C | 74.00 | S1860S | 299.00 | 17.0 |
| 18 x 72 | S1872EP | 72.00 | S1872B | 72.00 | S1872Z | 89.00 | S1872G | 89.00 | S1872N | 107.00 | S1872C | 85.00 | S1872S | 360.00 | 20.0 |
| 21 x 24 | S2124EP | 38.00 | — | — | S2124Z | 48.00 | — | — | S2124N | 61.00 | S2124C | 46.00 | S2124S | — | 8.0 |
| 21 x 30 | S2130EP | 43.00 | — | — | S2130Z | 56.00 | — | — | S2130N | 66.00 | S2130C | 53.00 | S2130S | — | 9.0 |
| 21 x 36 | S2136EP | 47.00 | — | — | S2136Z | 61.00 | — | — | S2136N | 73.00 | S2136C | 58.00 | S2136S | — | 11.0 |
| 21 x 42 | S2142EP | 55.00 | — | — | S2142Z | 67.00 | — | — | S2142N | 80.00 | S2142C | 64.00 | S2142S | — | 12.0 |
| 21 x 48 | S2148EP | 57.00 | — | — | S2148Z | 71.00 | — | — | S2148N | 85.00 | S2148C | 68.00 | S2148S | — | 14.0 |
| 21 x 54 | S2154EP | 64.00 | — | — | S2154Z | 82.00 | — | — | S2154N | 94.00 | S2154C | 78.00 | S2154S | — | 16.0 |
| 21 x 60 | S2160EP | 70.00 | — | — | S2160Z | 87.00 | — | — | S2160N | 103.00 | S2160C | 83.00 | S2160S | — | 18.0 |
| 21 x 72 | S2172EP | 80.00 | — | — | S2172Z | 102.00 | — | — | S2172N | 123.00 | S2172C | 96.00 | S2172S | — | 24.0 |
| 24 x 24 | S2424EP | 44.00 | S2424B | 44.00 | S2424Z | 58.00 | S2424G | 58.00 | S2424N | 69.00 | S2424C | 55.00 | S2424S | — | 9.0 |
| 24 x 30 | S2430EP | 47.00 | S2430B | 47.00 | S2430Z | 62.00 | S2430G | 62.00 | S2430N | 73.00 | S2430C | 59.00 | S2430S | — | 11.0 |
| 24 x 36 | S2436EP | 52.00 | S2436B | 52.00 | S2436Z | 65.00 | S2436G | 65.00 | S2436N | 79.00 | S2436C | 62.00 | S2436S | 242.00 | 13.0 |
| 24 x 42 | S2442EP | 58.00 | S2442B | 58.00 | S2442Z | 73.00 | S2442G | 73.00 | S2442N | 88.00 | S2442C | 70.00 | S2442S | — | 15.0 |
| 24 x 48 | S2448EP | 62.00 | S2448B | 62.00 | S2448Z | 82.00 | S2448G | 82.00 | S2448N | 100.00 | S2448C | 75.00 | S2448S | 296.00 | 19.0 |
| 24 x 54 | S2454EP | 72.00 | S2454B | 72.00 | S2454Z | 92.00 | S2454G | 92.00 | S2454N | 109.00 | S2454C | 85.00 | S2454S | — | 19.0 |
| 24 x 60 | S2460EP | 78.00 | S2460B | 78.00 | S2460Z | 100.00 | S2460G | 100.00 | S2460N | 114.00 | S2460C | 92.00 | S2460S | 367.00 | 21.0 |
| 24 x 72 | S2472EP | 91.00 | S2472B | 91.00 | S2472Z | 118.00 | S2472G | 118.00 | S2472N | 134.00 | S2472C | 109.00 | S2472S | 461.00 | 26.0 |
| 30 x 36 | S3036EP | 73.00 | — | — | — | — | — | — | — | — | S3036C | 87.00 | — | — | 16.0 |
| 30 x 48 | S3048EP | 86.00 | — | — | — | — | — | — | — | — | S3048C | 103.00 | — | — | 20.0 |
| 30 x 60 | S3060EP | 94.00 | — | — | — | — | — | — | — | — | S3060C | 113.00 | — | — | 24.0 |
| 30 x 72 | S3072EP | 113.00 | — | — | — | — | — | — | — | — | S3072C | 136.00 | — | — | 28.0 |
| 36 x 36 | S3636EP | 83.00 | — | — | — | — | — | — | — | — | S3636C | 100.00 | — | — | 17.5 |
| 36 x 48 | S3648EP | 95.00 | — | — | — | — | — | — | — | — | S3648C | 115.00 | — | — | 22.0 |
| 36 x 60 | S3660EP | 111.00 | — | — | — | — | — | — | — | — | S3660C | 134.00 | — | — | 26.5 |
| 36 x 72 | S3672EP | 133.00 | — | — | — | — | — | — | — | — | S3672C | 160.00 | — | — | 31.0 |

Shelves packed four per carton, except 54", 60", 72" long and all extra wide shelves, which are packed two per carton. All SPECIAL ORDERS subject to 60 piece minimum per size, order quantity and 12 week lead time.

Post

No tools required. Rugged 1" diameter steel post is grooved and numbered. Shelves adjust on 1" increments. Shelf clips snap on post, allowing shelf collar to slide over for a secure fit. Includes floor leveler and plastic post cap.

| Size | SILVER EP SERIES | | BLACK EP SERIES | | *POLY-Z-BRITE | | *POLY-GREEN | | *NEXELON | | CHROME | | STAINLESS STEEL | | Lbs. |
|------|------------------|------------|-----------------|------------|---------------|------------|-------------|------------|----------|------------|-----------|------------|-----------------|------------|------|
| | Model | List Price | Model | List Price | Model | List Price | Model | List Price | Model | List Price | Model No. | List Price | Model | List Price | |
| 6 | — | — | — | — | P6Z | \$9.00 | — | — | P6N | \$9.00 | P6C | \$8.00 | — | — | 0.5 |
| 14 | — | — | P14B | 11.00 | P14Z | 11.00 | — | — | P14N | 11.00 | P14C | 10.00 | — | — | 1.0 |
| 34 | P34EP | 12.00 | P34B | 16.00 | P34Z | 16.00 | — | — | P34N | 17.00 | P34C | 12.00 | — | — | 2.0 |
| 42 | — | — | — | — | — | — | — | — | — | — | P42C | 14.00 | — | — | 3.0 |
| 54 | P54EP | 16.00 | — | — | P54Z | 20.00 | — | — | P54N | 21.00 | P54C | 16.00 | — | — | 3.0 |
| 63 | P63EP | 17.00 | P63B | 17.00 | P63Z | 22.00 | P63G | 22.00 | P63N | 23.00 | P63C | 17.00 | P63S | \$60.00 | 3.5 |
| 66 | — | — | — | — | P66Z | 23.00 | — | — | — | — | P66C | 17.50 | — | — | 3.8 |
| 68 | P68EP | 18.00 | P68B | 18.00 | P68Z | 23.50 | P68G | 23.50 | P68N | 24.00 | P68C | 18.00 | P68S | 62.00 | 3.8 |
| 74 | P74EP | 19.00 | P74B | 19.00 | P74Z | 24.00 | P74G | 24.00 | P74N | 26.00 | P74C | 19.00 | P74S | 68.00 | 4.0 |
| 80 | P80EP | 21.00 | P80B | 21.00 | P80Z | 27.00 | P80G | 27.00 | P80N | 28.00 | P80C | 21.00 | P80S | 69.00 | 5.0 |
| 86 | P86EP | 23.00 | P86B | 23.00 | P86Z | 29.00 | P86G | 29.00 | P86N | 31.00 | P86C | 23.00 | P86S | 78.00 | 5.0 |
| 96 | — | — | — | — | — | — | — | — | — | — | P96C | 29.00 | — | — | 6.0 |

Posts are packed four per carton.

STARTER UNITS

SILVER EP SERIES - Limited Seven Year Warranty

| W" x L" | STARTER UNIT 63"H | List Price | Lbs. | STARTER UNIT 74"H | List Price | Lbs. | STARTER UNIT 86"H | List Price | Lbs. | ADDITIONAL SHELF | List Price | Lbs. |
|---------|-------------------|------------|------|-------------------|------------|------|-------------------|------------|------|------------------|------------|------|
| 14 x 24 | 14246EP | \$176.00 | 38 | 14247EP | 184.00 | 40 | 14248EP | \$200.00 | 44 | S1424EP | \$27.00 | 6 |
| 14 x 30 | 14306EP | 200.00 | 42 | 14307EP | 208.00 | 44 | 14308EP | 224.00 | 48 | S1430EP | 33.00 | 8 |
| 14 x 36 | 14366EP | 212.00 | 46 | 14367EP | 220.00 | 48 | 14368EP | 236.00 | 52 | S1436EP | 36.00 | 8 |
| 14 x 42 | 14426EP | 224.00 | 52 | 14427EP | 232.00 | 54 | 14428EP | 248.00 | 58 | S1442EP | 39.00 | 9.5 |
| 14 x 48 | 14486EP | 240.00 | 56 | 14487EP | 248.00 | 61 | 14488EP | 264.00 | 65 | S1448EP | 43.00 | 10.5 |
| 14 x 54 | 14546EP | 256.00 | 62 | 14547EP | 264.00 | 64 | 14548EP | 280.00 | 69 | S1454EP | 47.00 | 12 |
| 14 x 60 | 14606EP | 276.00 | 70 | 14607EP | 284.00 | 72 | 14608EP | 300.00 | 76 | S1460EP | 52.00 | 14 |
| 14 x 72 | 14726EP | 304.00 | 82 | 14727EP | 312.00 | 84 | 14728EP | 328.00 | 88 | S1472EP | 59.00 | 17 |
| 18 x 24 | 18246EP | 208.00 | 49 | 18247EP | 216.00 | 51 | 18248EP | 232.00 | 55 | S1824EP | 35.00 | 7 |
| 18 x 30 | 18306EP | 216.00 | 54 | 18307EP | 224.00 | 56 | 18308EP | 240.00 | 60 | S1830EP | 37.00 | 8 |
| 18 x 36 | 18366EP | 228.00 | 61.5 | 18367EP | 236.00 | 63.5 | 18368EP | 252.00 | 67.5 | S1836EP | 40.00 | 9.5 |
| 18 x 42 | 18426EP | 252.00 | 69 | 18427EP | 260.00 | 71 | 18428EP | 276.00 | 75 | S1842EP | 46.00 | 11 |
| 18 x 48 | 18486EP | 276.00 | 74 | 18487EP | 284.00 | 76 | 18488EP | 300.00 | 80 | S1848EP | 52.00 | 12 |
| 18 x 54 | 18546EP | 308.00 | 86.5 | 18547EP | 316.00 | 88.5 | 18548EP | 332.00 | 92.5 | S1854EP | 60.00 | 14.5 |
| 18 x 60 | 18606EP | 312.00 | 99 | 18607EP | 320.00 | 101 | 18608EP | 336.00 | 105 | S1860EP | 61.00 | 17 |
| 18 x 72 | 18726EP | 356.00 | 114 | 18727EP | 364.00 | 116 | 18728EP | 380.00 | 120 | S1872EP | 72.00 | 20 |
| 21 x 24 | 21246EP | 220.00 | 54 | 21247EP | 228.00 | 56 | 21248EP | 244.00 | 60 | S2124EP | 38.00 | 8 |
| 21 x 30 | 21306EP | 240.00 | 59 | 21307EP | 248.00 | 61 | 21308EP | 264.00 | 65 | S2130EP | 43.00 | 9 |
| 21 x 36 | 21366EP | 256.00 | 69 | 21367EP | 264.00 | 71 | 21368EP | 280.00 | 75 | S2136EP | 47.00 | 11 |
| 21 x 42 | 21426EP | 288.00 | 74 | 21427EP | 296.00 | 76 | 21428EP | 312.00 | 80 | S2142EP | 55.00 | 12 |
| 21 x 48 | 21486EP | 296.00 | 84 | 21487EP | 304.00 | 86 | 21488EP | 320.00 | 90 | S2148EP | 57.00 | 14 |
| 21 x 54 | 21546EP | 324.00 | 94 | 21547EP | 332.00 | 96 | 21548EP | 348.00 | 100 | S2154EP | 64.00 | 16 |
| 21 x 60 | 21606EP | 348.00 | 104 | 21607EP | 356.00 | 106 | 21608EP | 372.00 | 110 | S2160EP | 70.00 | 18 |
| 21 x 72 | 21726EP | 388.00 | 134 | 21727EP | 396.00 | 136 | 21728EP | 412.00 | 140 | S2172EP | 80.00 | 24 |
| 24 x 24 | 24246EP | 244.00 | 59 | 24247EP | 252.00 | 61 | 24248EP | 268.00 | 63 | S2424EP | 44.00 | 9 |
| 24 x 30 | 24306EP | 256.00 | 69 | 24307EP | 264.00 | 71 | 24308EP | 280.00 | 75 | S2430EP | 47.00 | 11 |
| 24 x 36 | 24366EP | 276.00 | 79 | 24367EP | 284.00 | 81 | 24368EP | 300.00 | 85 | S2436EP | 52.00 | 13 |
| 24 x 42 | 24426EP | 300.00 | 89 | 24427EP | 308.00 | 91 | 24428EP | 324.00 | 95 | S2442EP | 58.00 | 15 |
| 24 x 48 | 24486EP | 316.00 | 94 | 24487EP | 324.00 | 96 | 24488EP | 340.00 | 100 | S2448EP | 62.00 | 19 |
| 24 x 54 | 24546EP | 356.00 | 109 | 24547EP | 364.00 | 111 | 24548EP | 380.00 | 115 | S2454EP | 72.00 | 19 |
| 24 x 60 | 24606EP | 380.00 | 119 | 24607EP | 388.00 | 121 | 24608EP | 404.00 | 125 | S2460EP | 78.00 | 21 |
| 24 x 72 | 24726EP | 432.00 | 144 | 24727EP | 440.00 | 146 | 24728EP | 456.00 | 150 | S2472EP | 91.00 | 26 |
| 30 x 36 | 30366EP | 360.00 | 78 | 30367EP | 368.00 | 80 | 30368EP | 384.00 | 84 | S3036EP | 73.00 | 16 |
| 30 x 48 | 30486EP | 412.00 | 94 | 30487EP | 420.00 | 96 | 30488EP | 436.00 | 100 | S3048EP | 86.00 | 20 |
| 30 x 60 | 30606EP | 444.00 | 110 | 30607EP | 452.00 | 112 | 30608EP | 468.00 | 116 | S3060EP | 94.00 | 24 |
| 30 x 72 | 30726EP | 520.00 | 126 | 30727EP | 528.00 | 128 | 30728EP | 544.00 | 132 | S3072EP | 113.00 | 28 |
| 36 x 36 | 36366EP | 400.00 | 84 | 36367EP | 408.00 | 86 | 36368EP | 424.00 | 90 | S3636EP | 83.00 | 17.5 |
| 36 x 48 | 36486EP | 448.00 | 102 | 36487EP | 456.00 | 104 | 36488EP | 472.00 | 108 | S3648EP | 95.00 | 22 |
| 36 x 60 | 36606EP | 512.00 | 120 | 36607EP | 520.00 | 122 | 36608EP | 536.00 | 126 | S3660EP | 111.00 | 26.5 |
| 36 x 72 | 36726EP | 600.00 | 138 | 36727EP | 608.00 | 140 | 36728EP | 624.00 | 144 | S3672EP | 133.00 | 31 |

Our EP series carries a limited seven year warranty against rust and corrosion and available in Silver (EP) and Black Epoxy (B). NSF listed for both wet and dry applications. Starter unit consists of four shelves and four posts.



SILVER EP SERIES STARTER UNIT



BLACK EP SERIES STARTER UNIT



STAINLESS STEEL STARTER UNIT



BLACK EP SERIES - Limited Seven Year Warranty

| W" x L" | STARTER UNIT 63"H | List Price | Lbs. | STARTER UNIT 74"H | List Price | Lbs. | STARTER UNIT 86"H | List Price | Lbs. | ADDITIONAL SHELF | List Price | Lbs. |
|---------|-------------------|------------|------|-------------------|------------|------|-------------------|------------|------|------------------|------------|------|
| 18 x 24 | 18246B | \$208.00 | 49 | 18247B | \$216.00 | 51 | 18248B | \$232.00 | 55 | S1824B | \$35.00 | 7 |
| 18 x 30 | 18306B | 216.00 | 54 | 18307B | 224.00 | 56 | 18308B | 240.00 | 60 | S1830B | 37.00 | 8 |
| 18 x 36 | 18366B | 228.00 | 61.5 | 18367B | 236.00 | 63.5 | 18368B | 252.00 | 67.5 | S1836B | 40.00 | 9.5 |
| 18 x 42 | 18426B | 252.00 | 69 | 18427B | 260.00 | 71 | 18428B | 276.00 | 75 | S1842B | 46.00 | 11 |
| 18 x 48 | 18486B | 276.00 | 74 | 18487B | 284.00 | 76 | 18488B | 300.00 | 80 | S1848B | 52.00 | 12 |
| 18 x 54 | 18546B | 308.00 | 86.5 | 18547B | 316.00 | 88.5 | 18548B | 332.00 | 92.5 | S1854B | 60.00 | 14.5 |
| 18 x 60 | 18606B | 312.00 | 99 | 18607B | 320.00 | 101 | 18608B | 336.00 | 105 | S1860B | 61.00 | 17 |
| 18 x 72 | 18726B | 356.00 | 114 | 18727B | 364.00 | 116 | 18728B | 380.00 | 120 | S1872B | 72.00 | 20 |
| 24 x 24 | 24246B | 244.00 | 59 | 24247B | 252.00 | 61 | 24248B | 268.00 | 63 | S2424B | 44.00 | 9 |
| 24 x 30 | 24306B | 256.00 | 69 | 24307B | 264.00 | 71 | 24308B | 280.00 | 75 | S2430B | 47.00 | 11 |
| 24 x 36 | 24366B | 276.00 | 79 | 24367B | 284.00 | 81 | 24368B | 300.00 | 85 | S2436B | 52.00 | 13 |
| 24 x 42 | 24426B | 300.00 | 89 | 24427B | 308.00 | 91 | 24428B | 324.00 | 95 | S2442B | 58.00 | 15 |
| 24 x 48 | 24486B | 316.00 | 94 | 24487B | 324.00 | 96 | 24488B | 340.00 | 100 | S2448B | 62.00 | 19 |
| 24 x 54 | 24546B | 356.00 | 109 | 24547B | 364.00 | 111 | 24548B | 380.00 | 115 | S2454B | 72.00 | 19 |
| 24 x 60 | 24606B | 380.00 | 119 | 24607B | 388.00 | 121 | 24608B | 404.00 | 125 | S2460B | 78.00 | 21 |
| 24 x 72 | 24726B | 432.00 | 144 | 24727B | 440.00 | 146 | 24728B | 456.00 | 150 | S2472B | 91.00 | 26 |

STAINLESS STEEL - Limited Lifetime Warranty

Provides stability and durability with a smooth, attractive, electro polished finish. Stainless Steel handles all moisture and temperature extremes. It resists rust and corrosion and is ideal for any storage requirement. Limited Lifetime warranty against rust and corrosion. Starter unit consists of four shelves and four posts.

| W" x L" | STARTER UNIT 63"H | List Price | Lbs. | STARTER UNIT 74"H | List Price | Lbs. | STARTER UNIT 86"H | List Price | Lbs. | ADDITIONAL SHELF | List Price | Lbs. |
|---------|-------------------|------------|------|-------------------|------------|------|-------------------|------------|------|------------------|------------|------|
| 18 x 36 | 18366S | 1004.00 | 61.5 | 18367S | 1036.00 | 63.5 | 18368S | \$1076.00 | 67.5 | S1836S | 191.00 | 9.5 |
| 18 x 48 | 18486S | 1192.00 | 74 | 18487S | 1224.00 | 76 | 18488S | 1264.00 | 80 | S1848S | 238.00 | 12 |
| 18 x 54 | 18546S | 1216.00 | 86.5 | 18547S | 1248.00 | 88.5 | 18548S | 1288.00 | 92.5 | S1854S | 244.00 | 14.5 |
| 18 x 60 | 18606S | 1436.00 | 99 | 18607S | 1468.00 | 101 | 18608S | 1508.00 | 105 | S1860S | 299.00 | 17 |
| 18 x 72 | 18726S | 1680.00 | 114 | 18727S | 1712.00 | 116 | 18728S | 1752.00 | 120 | S1872S | 360.00 | 20 |
| 24 x 36 | 24366S | 1208.00 | 79 | 24367S | 1240.00 | 81 | 24368S | 1280.00 | 85 | S2436S | 242.00 | 13 |
| 24 x 48 | 24486S | 1424.00 | 94 | 24487S | 1456.00 | 96 | 24488S | 1496.00 | 100 | S2448S | 296.00 | 19 |
| 24 x 60 | 24606S | 1708.00 | 119 | 24607S | 1740.00 | 121 | 24608S | 1780.00 | 125 | S2460S | 367.00 | 21 |
| 24 x 72 | 24726S | 2084.00 | 144 | 24727S | 2116.00 | 146 | 24728S | 2156.00 | 150 | S2472S | 461.00 | 26 |

STARTER UNITS

Our chrome is electroplated nickel chrome resulting in a brilliant high gloss finish. It is a quality finish that is both hard and durable with a high tech look at an economical price. This industry standard has proven to be a favorite and perfect for display and dry storage. Limited 1 year warranty against rust and corrosion. Starter unit consists of four shelves and four posts.



**CHROME
STARTER UNIT**

CHROME - Limited One Year Warranty

| W" x L" | STARTER UNIT 63"H | | | STARTER UNIT 74"H | | | STARTER UNIT 86"H | | | ADDITIONAL SHELF | | |
|---------|-------------------|----------|------|-------------------|----------|------|-------------------|----------|------|------------------|---------|------|
| | List Price | Lbs. | | List Price | Lbs. | | List Price | Lbs. | | List Price | Lbs. | |
| 14 x 24 | 14246C | \$208.00 | 38 | 14247C | \$216.00 | 40 | 14248C | \$232.00 | 44 | S1424C | \$35.00 | 6 |
| 14 x 30 | 14306C | 224.00 | 42 | 14307C | 232.00 | 44 | 14308C | 248.00 | 48 | S1430C | 39.00 | 7 |
| 14 x 36 | 14366C | 244.00 | 46 | 14367C | 252.00 | 48 | 14368C | 268.00 | 52 | S1436C | 44.00 | 8 |
| 14 x 42 | 14426C | 256.00 | 52 | 14427C | 264.00 | 54 | 14428C | 280.00 | 58 | S1442C | 47.00 | 9.5 |
| 14 x 48 | 14486C | 280.00 | 56 | 14487C | 288.00 | 61 | 14488C | 304.00 | 65 | S1448C | 53.00 | 10.5 |
| 14 x 54 | 14546C | 300.00 | 62 | 14547C | 308.00 | 64 | 14548C | 324.00 | 69 | S1454C | 58.00 | 12 |
| 14 x 60 | 14606C | 316.00 | 70 | 14607C | 324.00 | 72 | 14608C | 340.00 | 76 | S1460C | 62.00 | 14 |
| 14 x 72 | 14726C | 352.00 | 82 | 14727C | 360.00 | 84 | 14728C | 376.00 | 88 | S1472C | 71.00 | 17 |
| 18 x 24 | 18246C | 236.00 | 49 | 18247C | 244.00 | 51 | 18248C | 260.00 | 55 | S1824C | 42.00 | 7 |
| 18 x 30 | 18306C | 248.00 | 54 | 18307C | 256.00 | 56 | 18308C | 272.00 | 60 | S1830C | 45.00 | 8 |
| 18 x 36 | 18366C | 260.00 | 61.5 | 18367C | 268.00 | 63.5 | 18368C | 284.00 | 67.5 | S1836C | 48.00 | 9.5 |
| 18 x 42 | 18426C | 296.00 | 69 | 18427C | 304.00 | 71 | 18428C | 320.00 | 75 | S1842C | 57.00 | 11 |
| 18 x 48 | 18486C | 320.00 | 74 | 18487C | 328.00 | 76 | 18488C | 344.00 | 80 | S1848C | 63.00 | 12 |
| 18 x 54 | 18546C | 352.00 | 86.5 | 18547C | 360.00 | 88.5 | 18548C | 376.00 | 92.5 | S1854C | 71.00 | 14.5 |
| 18 x 60 | 18606C | 364.00 | 99 | 18607C | 372.00 | 101 | 18608C | 388.00 | 105 | S1860C | 74.00 | 17 |
| 18 x 72 | 18726C | 408.00 | 114 | 18727C | 416.00 | 116 | 18728C | 432.00 | 120 | S1872C | 85.00 | 20 |
| 21 x 24 | 21246C | 252.00 | 54 | 21247C | 260.00 | 56 | 21248C | 276.00 | 60 | S2124C | 46.00 | 8 |
| 21 x 30 | 21306C | 280.00 | 59 | 21307C | 288.00 | 61 | 21308C | 304.00 | 65 | S2130C | 53.00 | 9 |
| 21 x 36 | 21366C | 300.00 | 69 | 21367C | 308.00 | 71 | 21368C | 324.00 | 75 | S2136C | 58.00 | 11 |
| 21 x 42 | 21426C | 324.00 | 74 | 21427C | 332.00 | 76 | 21428C | 348.00 | 80 | S2142C | 64.00 | 12 |
| 21 x 48 | 21486C | 340.00 | 84 | 21487C | 348.00 | 86 | 21488C | 364.00 | 90 | S2148C | 68.00 | 14 |
| 21 x 54 | 21546C | 380.00 | 94 | 21547C | 388.00 | 96 | 21548C | 404.00 | 100 | S2154C | 78.00 | 16 |
| 21 x 60 | 21606C | 400.00 | 104 | 21607C | 408.00 | 106 | 21608C | 424.00 | 110 | S2160C | 83.00 | 18 |
| 21 x 72 | 21726C | 452.00 | 134 | 21727C | 460.00 | 136 | 21728C | 476.00 | 140 | S2172C | 96.00 | 24 |
| 24 x 24 | 24246C | 288.00 | 59 | 24247C | 296.00 | 61 | 24248C | 312.00 | 63 | S2424C | 55.00 | 9 |
| 24 x 30 | 24306C | 304.00 | 69 | 24307C | 312.00 | 71 | 24308C | 328.00 | 75 | S2430C | 59.00 | 11 |
| 24 x 36 | 24366C | 316.00 | 79 | 24367C | 324.00 | 81 | 24368C | 340.00 | 85 | S2436C | 62.00 | 13 |
| 24 x 42 | 24426C | 348.00 | 89 | 24427C | 356.00 | 91 | 24428C | 372.00 | 95 | S2442C | 70.00 | 15 |
| 24 x 48 | 24486C | 368.00 | 94 | 24487C | 376.00 | 96 | 24488C | 392.00 | 100 | S2448C | 75.00 | 19 |
| 24 x 54 | 24546C | 408.00 | 109 | 24547C | 416.00 | 111 | 24548C | 432.00 | 115 | S2454C | 85.00 | 19 |
| 24 x 60 | 24606C | 436.00 | 119 | 24607C | 444.00 | 121 | 24608C | 460.00 | 125 | S2460C | 92.00 | 21 |
| 24 x 72 | 24726C | 504.00 | 144 | 24727C | 512.00 | 146 | 24728C | 528.00 | 150 | S2472C | 109.00 | 26 |
| 30 x 36 | 30366C | 416.00 | 78 | 30367C | 424.00 | 80 | 30368C | 440.00 | 84 | S3036C | 87.00 | 16 |
| 30 x 48 | 30486C | 480.00 | 94 | 30487C | 488.00 | 96 | 30488C | 504.00 | 100 | S3048C | 103.00 | 20 |
| 30 x 60 | 30606C | 520.00 | 110 | 30607C | 528.00 | 112 | 30608C | 544.00 | 116 | S3060C | 113.00 | 24 |
| 30 x 72 | 30726C | 612.00 | 126 | 30727C | 620.00 | 128 | 30728C | 636.00 | 132 | S3072C | 136.00 | 28 |
| 36 x 36 | 36366C | 468.00 | 84 | 36367C | 476.00 | 86 | 36368C | 492.00 | 90 | S3636C | 100.00 | 17.5 |
| 36 x 48 | 36486C | 528.00 | 102 | 36487C | 536.00 | 104 | 36488C | 552.00 | 108 | S3648C | 115.00 | 22 |
| 36 x 60 | 36606C | 604.00 | 120 | 36607C | 612.00 | 122 | 36608C | 628.00 | 126 | S3660C | 134.00 | 26.5 |
| 36 x 72 | 36726C | 708.00 | 138 | 36727C | 716.00 | 140 | 36728C | 732.00 | 144 | S3672C | 160.00 | 31 |

Nexelon is the top of the line finish. We are so confident about the quality of this revolutionary finish. Nexelon is protected by Nexgard, an anti microbial agent that protects the epoxy coating from bacteria, mold and mildew, that causes stains, odors and degradation. Use throughout facility, handles all environmental conditions. Limited Lifetime Warranty against rust and corrosion. Starter unit consists of four shelves and four posts.



**NEXELON
STARTER UNIT**

NEXELON - Limited Lifetime Warranty

| W" x L" | STARTER UNIT 63"H | | | STARTER UNIT 74"H | | | STARTER UNIT 86"H | | | ADDITIONAL SHELF | | |
|---------|-------------------|----------|------|-------------------|----------|------|-------------------|----------|------|------------------|---------|------|
| | List Price | Lbs. | | List Price | Lbs. | | List Price | Lbs. | | List Price | Lbs. | |
| 14 x 24 | 14246N | \$264.00 | 38 | 14247N | \$276.00 | 40 | 14248N | \$296.00 | 44 | S1424N | \$43.00 | 6 |
| 14 x 30 | 14306N | 284.00 | 42 | 14307N | 296.00 | 44 | 14308N | 316.00 | 48 | S1430N | 48.00 | 7 |
| 14 x 36 | 14366N | 300.00 | 46 | 14367N | 312.00 | 48 | 14368N | 332.00 | 52 | S1436N | 52.00 | 8 |
| 14 x 42 | 14426N | 336.00 | 52 | 14427N | 348.00 | 54 | 14428N | 368.00 | 58 | S1442N | 61.00 | 9.5 |
| 14 x 48 | 14486N | 356.00 | 56 | 14487N | 368.00 | 61 | 14488N | 388.00 | 65 | S1448N | 66.00 | 10.5 |
| 14 x 54 | 14546N | 372.00 | 62 | 14547N | 384.00 | 64 | 14548N | 404.00 | 69 | S1454N | 70.00 | 12 |
| 14 x 60 | 14606N | 380.00 | 70 | 14607N | 392.00 | 72 | 14608N | 412.00 | 76 | S1460N | 72.00 | 14 |
| 14 x 72 | 14726N | 436.00 | 82 | 14727N | 448.00 | 84 | 14728N | 468.00 | 88 | S1472N | 86.00 | 17 |
| 18 x 24 | 18246N | 296.00 | 49 | 18247N | 308.00 | 51 | 18248N | 328.00 | 55 | S1824N | 51.00 | 7 |
| 18 x 30 | 18306N | 332.00 | 54 | 18307N | 344.00 | 56 | 18308N | 364.00 | 60 | S1830N | 60.00 | 8 |
| 18 x 36 | 18366N | 348.00 | 61.5 | 18367N | 360.00 | 63.5 | 18368N | 380.00 | 67.5 | S1836N | 64.00 | 9.5 |
| 18 x 42 | 18426N | 376.00 | 69 | 18427N | 388.00 | 71 | 18428N | 408.00 | 75 | S1842N | 71.00 | 11 |
| 18 x 48 | 18486N | 404.00 | 74 | 18487N | 416.00 | 76 | 18488N | 436.00 | 80 | S1848N | 78.00 | 12 |
| 18 x 54 | 18546N | 440.00 | 86.5 | 18547N | 452.00 | 88.5 | 18548N | 472.00 | 92.5 | S1854N | 87.00 | 14.5 |
| 18 x 60 | 18606N | 456.00 | 99 | 18607N | 468.00 | 101 | 18608N | 488.00 | 105 | S1860N | 91.00 | 17 |
| 18 x 72 | 18726N | 520.00 | 114 | 18727N | 532.00 | 116 | 18728N | 552.00 | 120 | S1872N | 107.00 | 20 |
| 21 x 24 | 21246N | 336.00 | 54 | 21247N | 348.00 | 56 | 21248N | 368.00 | 60 | S2124N | 61.00 | 8 |
| 21 x 30 | 21306N | 356.00 | 59 | 21307N | 368.00 | 61 | 21308N | 388.00 | 65 | S2130N | 66.00 | 9 |
| 21 x 36 | 21366N | 384.00 | 69 | 21367N | 396.00 | 71 | 21368N | 416.00 | 75 | S2136N | 73.00 | 11 |
| 21 x 42 | 21426N | 412.00 | 74 | 21427N | 424.00 | 76 | 21428N | 444.00 | 80 | S2142N | 80.00 | 12 |
| 21 x 48 | 21486N | 432.00 | 84 | 21487N | 444.00 | 86 | 21488N | 464.00 | 90 | S2148N | 85.00 | 14 |
| 21 x 54 | 21546N | 468.00 | 94 | 21547N | 480.00 | 96 | 21548N | 500.00 | 100 | S2154N | 94.00 | 16 |
| 21 x 60 | 21606N | 504.00 | 104 | 21607N | 516.00 | 106 | 21608N | 536.00 | 110 | S2160N | 103.00 | 18 |
| 21 x 72 | 21726N | 584.00 | 134 | 21727N | 596.00 | 136 | 21728N | 616.00 | 140 | S2172N | 123.00 | 24 |
| 24 x 24 | 24246N | 368.00 | 59 | 24247N | 380.00 | 61 | 24248N | 400.00 | 63 | S2424N | 69.00 | 9 |
| 24 x 30 | 24306N | 384.00 | 69 | 24307N | 396.00 | 71 | 24308N | 416.00 | 75 | S2430N | 73.00 | 11 |
| 24 x 36 | 24366N | 408.00 | 79 | 24367N | 420.00 | 81 | 24368N | 440.00 | 85 | S2436N | 79.00 | 13 |
| 24 x 42 | 24426N | 444.00 | 89 | 24427N | 456.00 | 91 | 24428N | 476.00 | 95 | S2442N | 88.00 | 15 |
| 24 x 48 | 24486N | 492.00 | 94 | 24487N | 504.00 | 96 | 24488N | 524.00 | 100 | S2448N | 100.00 | 19 |
| 24 x 54 | 24546N | 528.00 | 109 | 24547N | 540.00 | 111 | 24548N | 560.00 | 115 | S2454N | 109.00 | 19 |
| 24 x 60 | 24606N | 548.00 | 119 | 24607N | 560.00 | 121 | 24608N | 580.00 | 125 | S2460N | 114.00 | 21 |
| 24 x 72 | 24726N | 628.00 | 144 | 24727N | 640.00 | 146 | 24728N | 660.00 | 150 | S2472N | 134.00 | 26 |

STARTER UNITS & SOLID PLASTIC

POLY-Z-BRITE - Limited Fifteen Year Warranty

| W x L | STARTER UNIT 63"H | List Price | Lbs. | STARTER UNIT 74"H | List Price | Lbs. | STARTER UNIT 86"H | List Price | Lbs. | ADDITIONAL SHELF | List Price | Lbs. |
|---------|-------------------|------------|------|-------------------|------------|------|-------------------|------------|------|------------------|------------|------|
| 14 x 24 | 14246Z | \$236.00 | 38 | 14247Z | \$244.00 | 40 | 14248Z | \$264.00 | 44 | S1424Z | \$37.00 | 6 |
| 14 x 30 | 14306Z | 252.00 | 42 | 14307Z | 260.00 | 44 | 14308Z | 280.00 | 48 | S1430Z | 41.00 | 7 |
| 14 x 36 | 14366Z | 272.00 | 46 | 14367Z | 280.00 | 48 | 14368Z | 300.00 | 52 | S1436Z | 46.00 | 8 |
| 14 x 42 | 14426Z | 288.00 | 52 | 14427Z | 296.00 | 54 | 14428Z | 316.00 | 58 | S1442Z | 50.00 | 9.5 |
| 14 x 48 | 14486Z | 312.00 | 56 | 14487Z | 320.00 | 61 | 14488Z | 340.00 | 65 | S1448Z | 56.00 | 10.5 |
| 14 x 54 | 14546Z | 332.00 | 62 | 14547Z | 340.00 | 64 | 14548Z | 360.00 | 69 | S1454Z | 61.00 | 12 |
| 14 x 60 | 14606Z | 352.00 | 70 | 14607Z | 360.00 | 72 | 14608Z | 380.00 | 76 | S1460Z | 66.00 | 14 |
| 14 x 72 | 14726Z | 384.00 | 82 | 14727Z | 392.00 | 84 | 14728Z | 412.00 | 88 | S1472Z | 74.00 | 17 |
| 18 x 24 | 18246Z | 264.00 | 49 | 18247Z | 272.00 | 51 | 18248Z | 292.00 | 55 | S1824Z | 44.00 | 7 |
| 18 x 30 | 18306Z | 276.00 | 54 | 18307Z | 284.00 | 56 | 18308Z | 304.00 | 60 | S1830Z | 47.00 | 8 |
| 18 x 36 | 18366Z | 300.00 | 61.5 | 18367Z | 308.00 | 63.5 | 18368Z | 328.00 | 67.5 | S1836Z | 53.00 | 9.5 |
| 18 x 42 | 18426Z | 328.00 | 69 | 18427Z | 336.00 | 71 | 18428Z | 356.00 | 75 | S1842Z | 60.00 | 11 |
| 18 x 48 | 18486Z | 352.00 | 74 | 18487Z | 360.00 | 76 | 18488Z | 380.00 | 80 | S1848Z | 66.00 | 12 |
| 18 x 54 | 18546Z | 384.00 | 86.5 | 18547Z | 392.00 | 88.5 | 18548Z | 412.00 | 92.5 | S1854Z | 74.00 | 14.5 |
| 18 x 60 | 18606Z | 408.00 | 99 | 18607Z | 416.00 | 101 | 18608Z | 436.00 | 105 | S1860Z | 80.00 | 17 |
| 18 x 72 | 18726Z | 444.00 | 114 | 18727Z | 452.00 | 116 | 18728Z | 472.00 | 120 | S1872Z | 89.00 | 20 |
| 21 x 24 | 21246Z | 280.00 | 54 | 21247Z | 288.00 | 56 | 21248Z | 308.00 | 60 | S2124Z | 48.00 | 8 |
| 21 x 30 | 21306Z | 312.00 | 59 | 21307Z | 320.00 | 61 | 21308Z | 340.00 | 65 | S2130Z | 56.00 | 9 |
| 21 x 36 | 21366Z | 332.00 | 69 | 21367Z | 340.00 | 71 | 21368Z | 360.00 | 75 | S2136Z | 61.00 | 11 |
| 21 x 42 | 21426Z | 356.00 | 74 | 21427Z | 364.00 | 76 | 21428Z | 384.00 | 80 | S2142Z | 67.00 | 12 |
| 21 x 48 | 21486Z | 372.00 | 84 | 21487Z | 380.00 | 86 | 21488Z | 400.00 | 90 | S2148Z | 71.00 | 14 |
| 21 x 54 | 21546Z | 416.00 | 94 | 21547Z | 424.00 | 96 | 21548Z | 444.00 | 100 | S2154Z | 82.00 | 16 |
| 21 x 60 | 21606Z | 436.00 | 104 | 21607Z | 444.00 | 106 | 21608Z | 464.00 | 110 | S2160Z | 87.00 | 18 |
| 21 x 72 | 21726Z | 496.00 | 134 | 21727Z | 504.00 | 136 | 21728Z | 524.00 | 140 | S2172Z | 102.00 | 24 |
| 24 x 24 | 24246Z | 320.00 | 59 | 24247Z | 328.00 | 61 | 24248Z | 348.00 | 63 | S2424Z | 58.00 | 9 |
| 24 x 30 | 24306Z | 336.00 | 69 | 24307Z | 344.00 | 71 | 24308Z | 364.00 | 75 | S2430Z | 62.00 | 11 |
| 24 x 36 | 24366Z | 348.00 | 79 | 24367Z | 356.00 | 81 | 24368Z | 376.00 | 85 | S2436Z | 65.00 | 13 |
| 24 x 42 | 24426Z | 380.00 | 89 | 24427Z | 388.00 | 91 | 24428Z | 408.00 | 95 | S2442Z | 73.00 | 15 |
| 24 x 48 | 24486Z | 416.00 | 94 | 24487Z | 424.00 | 96 | 24488Z | 444.00 | 100 | S2448Z | 82.00 | 19 |
| 24 x 54 | 24546Z | 456.00 | 109 | 24547Z | 464.00 | 111 | 24548Z | 484.00 | 115 | S2454Z | 92.00 | 19 |
| 24 x 60 | 24606Z | 488.00 | 119 | 24607Z | 496.00 | 121 | 24608Z | 516.00 | 125 | S2460Z | 100.00 | 21 |
| 24 x 72 | 24726Z | 560.00 | 144 | 24727Z | 568.00 | 146 | 24728Z | 588.00 | 150 | S2472Z | 118.00 | 26 |

POLY-Z-BRITE/ POLY-GREEN Features a true powder epoxy over zinc chromate electro plating that ensures a strong durable finish and handles temperature and moisture extremes well. Ideal for dry storage, coolers and freezers. Features Nexgard, an anti microbial agent that protects the epoxy coating from bacteria, mold, and mildew that causes odors and product degradation. Poly-Z-Brite (Z) is a clear epoxy, Poly Green (G) is a green epoxy. Limited Fifteen year warranty against rust and corrosion. Starter unit consists of four shelves and four posts.



POLY-Z-BRITE STARTER UNIT



POLY-GREEN STARTER UNIT

For add-on unit pricing call 1-800-245-6682

POLY-GREEN - Limited Fifteen Year Warranty

| W x L | STARTER UNIT 63"H | List Price | Lbs. | STARTER UNIT 74"H | List Price | Lbs. | STARTER UNIT 86"H | List Price | Lbs. | ADDITIONAL SHELF | List Price | Lbs. |
|---------|-------------------|------------|------|-------------------|------------|------|-------------------|------------|------|------------------|------------|------|
| 18 x 24 | 18246G | \$264.00 | 49 | 18247G | \$272.00 | 51 | 18248G | \$292.00 | 55 | S1824G | \$44.00 | 7 |
| 18 x 30 | 18306G | 276.00 | 54 | 18307G | 284.00 | 56 | 18308G | 304.00 | 60 | S1830G | 47.00 | 8 |
| 18 x 36 | 18366G | 300.00 | 61.5 | 18367G | 308.00 | 63.5 | 18368G | 328.00 | 67.5 | S1836G | 53.00 | 9.5 |
| 18 x 42 | 18426G | 328.00 | 69 | 18427G | 336.00 | 71 | 18428G | 356.00 | 75 | S1842G | 60.00 | 11 |
| 18 x 48 | 18486G | 352.00 | 74 | 18487G | 360.00 | 76 | 18488G | 380.00 | 80 | S1848G | 66.00 | 12 |
| 18 x 54 | 18546G | 384.00 | 86.5 | 18547G | 392.00 | 88.5 | 18548G | 412.00 | 92.5 | S1854G | 74.00 | 14.5 |
| 18 x 60 | 18606G | 408.00 | 99 | 18607G | 416.00 | 101 | 18608G | 436.00 | 105 | S1860G | 80.00 | 17 |
| 18 x 72 | 18726G | 444.00 | 114 | 18727G | 452.00 | 116 | 18728G | 472.00 | 120 | S1872G | 89.00 | 20 |
| 24 x 24 | 24246G | 320.00 | 59 | 24247G | 328.00 | 61 | 24248G | 348.00 | 63 | S2424G | 58.00 | 9 |
| 24 x 30 | 24306G | 336.00 | 69 | 24307G | 344.00 | 71 | 24308G | 364.00 | 75 | S2430G | 62.00 | 11 |
| 24 x 36 | 24366G | 348.00 | 79 | 24367G | 356.00 | 81 | 24368G | 376.00 | 85 | S2436G | 65.00 | 13 |
| 24 x 42 | 24426G | 380.00 | 89 | 24427G | 388.00 | 91 | 24428G | 408.00 | 95 | S2442G | 73.00 | 15 |
| 24 x 48 | 24486G | 416.00 | 94 | 24487G | 424.00 | 96 | 24488G | 444.00 | 100 | S2448G | 82.00 | 19 |
| 24 x 54 | 24546G | 456.00 | 109 | 24547G | 464.00 | 111 | 24548G | 484.00 | 115 | S2454G | 92.00 | 19 |
| 24 x 60 | 24606G | 488.00 | 119 | 24607G | 496.00 | 121 | 24608G | 516.00 | 125 | S2460G | 100.00 | 21 |
| 24 x 72 | 24726G | 560.00 | 144 | 24727G | 568.00 | 146 | 24728G | 588.00 | 150 | S2472G | 118.00 | 26 |

Solid Plastic Shelving

Conveniently helps you organize storage space in warehouses, stockrooms and in any work environment! Constructed of durable, rust and stain resistant plastic that cleans with ease. Raised lip, surrounding the edge of each shelf, prevents spills from overflowing. Shelves adjust in 1" increments on all Nexel post types. Attach optional casters to move frequently used products to the work area as needed. 300 lb. capacity per shelf. Shelving unit consists of 4 solid plastic shelves and 4 posts. To order Casters, see page 23.

| Size W" x L" x H" | SHELVING UNIT - 4 SHELF | | | | List Price | Lbs. |
|----------------------|-------------------------|--------------|---------------------|----------------|------------|----------|
| | SILVER EP Model | CHROME Model | POLY-Z-BRITE* Model | NEXELON* Model | | |
| 18 x 36 x 63 | 18366ESP | 18366CSP | 18366ZSP | 18366NSP | \$428.00 | \$452.00 |
| 24 x 48 x 63 | 24486ESP | 24486CSP | 24486ZSP | 24486NSP | 668.00 | 692.00 |
| 18 x 36 x 74 | 18367ESP | 18367CSP | 18367ZSP | 18367NSP | 436.00 | 464.00 |
| 24 x 48 x 74 | 24487ESP | 24487CSP | 24487ZSP | 24487NSP | 676.00 | 704.00 |

| SOLID PLASTIC SHELVES | | | |
|-----------------------|---------|------------|----------------|
| Size W" x L" | Model | List Price | Weight Lbs. |
| 18 x 36 | S1836SP | \$90.00 | 10.5 |
| 24 x 48 | S2448SP | 150.00 | 16.5 |



* Protected by NEXiGard



NEXELITE PLASTIC MAT SHELVING

Nexelite Plastic Mat Shelving



Versatile storage system is perfect for storing all your goods, materials and inventory. Sturdy frame comes in Nexelon finish. Nexelon is protected by **Nexgard**, an anti-microbial agent that protects the epoxy coating from bacteria, mold and mildew that causes stains, odors and degradation. Polymer composition shelf mats are of a modular design allowing easy removal for cleaning. They have a vented open grid surface that is smooth and crevice-free. Polymer material will never dent, chip, rust, or corrode. Open on all four sides for complete access and superior ventilation. Shelves adjust on 1" increments and have a up to a 600 lb. capacity. Shelving unit consists of 4 Nexelite shelves and 4 posts. Casters mobilize your storage system for quick and easy transportation. **To order Casters, see page 23.**

| NEXELITE SHELVING UNITS - 4 SHELF | | | | | | | | | | | |
|-----------------------------------|------------|------------|----------|------------|-----------|-----------|-----------|----------|------|--|--|
| 63" HIGH | | | | 74" HIGH | | | | 86" HIGH | | | |
| W" x L" | Size Model | List Price | Wt. Lbs. | List Model | Wt. Price | List Lbs. | Wt. Model | Price | Lbs. | | |
| 18 x 30 | PM18306N | \$340.00 | 34.0 | PM18307N | \$352.00 | 36.0 | PM18308N | \$372.00 | 40.0 | | |
| 18 x 36 | PM18366N | 356.00 | 38.0 | PM18367N | 368.00 | 40.0 | PM18368N | 388.00 | 44.0 | | |
| 18 x 42 | PM18426N | 376.00 | 42.0 | PM18427N | 388.00 | 42.0 | PM18428N | 408.00 | 46.0 | | |
| 18 x 48 | PM18486N | 404.00 | 46.0 | PM18487N | 416.00 | 48.0 | PM18488N | 436.00 | 52.0 | | |
| 18 x 54 | PM18546N | 428.00 | 50.0 | PM18547N | 440.00 | 52.0 | PM18548N | 460.00 | 56.0 | | |
| 18 x 60 | PM18606N | 452.00 | 54.0 | PM18607N | 464.00 | 56.0 | PM18608N | 484.00 | 60.0 | | |
| 18 x 72 | PM18726N | 520.00 | 62.0 | PM18727N | 532.00 | 64.0 | PM18728N | 552.00 | 68.0 | | |
| 21 x 30 | PM21306N | 360.00 | 38.0 | PM21307N | 372.00 | 40.0 | PM21308N | 392.00 | 44.0 | | |
| 21 x 36 | PM21366N | 384.00 | 42.0 | PM21367N | 396.00 | 44.0 | PM21368N | 416.00 | 48.0 | | |
| 21 x 42 | PM21426N | 408.00 | 50.0 | PM21427N | 420.00 | 50.0 | PM21428N | 440.00 | 54.0 | | |
| 21 x 48 | PM21486N | 436.00 | 54.0 | PM21487N | 448.00 | 56.0 | PM21488N | 468.00 | 60.0 | | |
| 21 x 54 | PM21546N | 468.00 | 56.0 | PM21547N | 480.00 | 58.0 | PM21548N | 500.00 | 62.0 | | |
| 21 x 60 | PM21606N | 496.00 | 60.0 | PM21607N | 508.00 | 62.0 | PM21608N | 528.00 | 66.0 | | |
| 21 x 72 | PM21726N | 572.00 | 70.0 | PM21727N | 584.00 | 72.0 | PM21728N | 604.00 | 68.0 | | |
| 24 x 30 | PM24306N | 380.00 | 42.0 | PM24307N | 392.00 | 40.0 | PM24308N | 412.00 | 44.0 | | |
| 24 x 36 | PM24366N | 408.00 | 46.0 | PM24367N | 420.00 | 48.0 | PM24368N | 440.00 | 52.0 | | |
| 24 x 42 | PM24426N | 436.00 | 52.0 | PM24427N | 448.00 | 50.0 | PM24428N | 468.00 | 54.0 | | |
| 24 x 48 | PM24486N | 468.00 | 56.0 | PM24487N | 480.00 | 58.0 | PM24488N | 500.00 | 62.0 | | |
| 24 x 54 | PM24546N | 512.00 | 62.0 | PM24547N | 524.00 | 60.0 | PM24548N | 544.00 | 64.0 | | |
| 24 x 60 | PM24606N | 536.00 | 66.0 | PM24607N | 548.00 | 68.0 | PM24608N | 568.00 | 72.0 | | |
| 24 x 72 | PM24726N | 620.00 | 78.0 | PM24727N | 632.00 | 80.0 | PM24728N | 652.00 | 84.0 | | |

| ADDITIONAL PLASTIC MAT SHELVES | | | |
|--------------------------------|------------|------------|----------|
| W" x L" | Size Model | List Price | Wt. Lbs. |
| 18 x 30 | PM1830N | \$62.00 | 5.0 |
| 18 x 36 | PM1836N | 66.00 | 6.0 |
| 18 x 42 | PM1842N | 71.00 | 7.0 |
| 18 x 48 | PM1848N | 78.00 | 8.0 |
| 18 x 54 | PM1854N | 84.00 | 9.0 |
| 18 x 60 | PM1860N | 90.00 | 10.0 |
| 18 x 72 | PM1872N | 107.00 | 12.0 |
| 21 x 30 | PM2130N | 67.00 | 6.0 |
| 21 x 36 | PM2136N | 73.00 | 7.0 |
| 21 x 42 | PM2142N | 79.00 | 9.0 |
| 21 x 48 | PM2148N | 86.00 | 10.0 |
| 21 x 54 | PM2154N | 94.00 | 10.5 |
| 21 x 60 | PM2160N | 101.00 | 11.5 |
| 21 x 72 | PM2172N | 120.00 | 14.0 |
| 24 x 30 | PM2430N | 72.00 | 7.0 |
| 24 x 36 | PM2436N | 79.00 | 8.0 |
| 24 x 42 | PM2442N | 86.00 | 9.5 |
| 24 x 48 | PM2448N | 94.00 | 10.5 |
| 24 x 54 | PM2454N | 105.00 | 12.0 |
| 24 x 60 | PM2460N | 111.00 | 13.0 |
| 24 x 72 | PM2472N | 132.00 | 16.0 |

Nexelite Replacement Plastic Mats



| Size Model | PMC1812 | | | PME1815 | | | PME1818 | | |
|------------|------------------|----------------|----------|------------------|----------------|----------|------------------|----------------|----------|
| | Replacement Mats | List Price Ea. | Wt. Lbs. | Replacement Mats | List Price Ea. | Wt. Lbs. | Replacement Mats | List Price Ea. | Wt. Lbs. |
| PM1830N | — | — | 1.0 | 2 | \$18.00 | 1.0 | — | — | 1.0 |
| PM1836N | — | — | 1.0 | — | — | 1.0 | 2 | 19.50 | 1.0 |
| PM1842N | 1 | 15.00 | 1.0 | 2 | 18.00 | 1.0 | — | — | 1.0 |
| PM1848N | 1 | 15.00 | 1.0 | — | — | 1.0 | 2 | 19.50 | 1.0 |
| PM1854N | 2 | 15.00 | 1.0 | 2 | 18.00 | 1.0 | — | — | 1.0 |
| PM1860N | 2 | 15.00 | 1.0 | — | — | 1.0 | 2 | 19.50 | 1.0 |
| PM1872N | 3 | 15.00 | 1.0 | — | — | 1.0 | 2 | 19.50 | 1.0 |
| PM2130N | — | — | 1.0 | 2 | 21.50 | 1.0 | — | — | 1.0 |
| PM2136N | — | — | 1.0 | — | — | 1.0 | 2 | 23.00 | 1.0 |
| PM2142N | 1 | 16.50 | 1.0 | 2 | 21.50 | 1.0 | — | — | 1.0 |
| PM2148N | 1 | 16.50 | 1.0 | — | — | 1.0 | 2 | 23.00 | 1.0 |
| PM2154N | 2 | 16.50 | 1.0 | 2 | 21.50 | 1.0 | — | — | 1.0 |
| PM2160N | 2 | 16.50 | 1.0 | — | — | 1.0 | 2 | 23.00 | 1.0 |
| PM2172N | 3 | 16.50 | 1.0 | — | — | 1.0 | 2 | 23.00 | 1.0 |
| PM2430N | — | — | 1.0 | 2 | 25.00 | 1.0 | — | — | 1.0 |
| PM2436N | — | — | 1.0 | — | — | 1.0 | 2 | 26.00 | 1.0 |
| PM2442N | 1 | 18.00 | 1.0 | 2 | 25.00 | 1.0 | — | — | 1.0 |
| PM2448N | 1 | 18.00 | 1.0 | — | — | 1.0 | 2 | 26.00 | 1.0 |
| PM2454N | 2 | 18.00 | 1.0 | 2 | 25.00 | 1.0 | — | — | 1.0 |
| PM2460N | 2 | 18.00 | 1.0 | — | — | 1.0 | 2 | 26.00 | 1.0 |
| PM2472N | 3 | 18.00 | 1.0 | — | — | 1.0 | 2 | 26.00 | 1.0 |



| Model | Size | List Price/Ea. | Wt. Lbs. |
|---------------------|------|----------------|----------|
| LABEL HOLDER | | | |
| ABM3PM | | \$1.00 | 1.0 |



| TRAY DRYING STORAGE RACKS | | | | |
|---------------------------|---------------|---------|------------|----------|
| W" x L" x H" | Tray Capacity | Model | List Price | Wt. Lbs. |
| 24 x 12 x 8.5 | 7 | TR1224Z | \$19.00 | 3 |
| 24 x 16 x 8.5 | 9 | TR1624Z | 28.00 | 4 |

Nexelite Accessories

Tray Drying/Storage Racks are ideal for both tray drying and storage. The modules fit on any 24" wide shelf. Modules come in 12" and 16" lengths. Combine modules to fit any length shelf. Uprights are spaced 1.75" apart. Modules fit over shelves. Poly Z Brite finish. **Ledges** snap into perimeter of shelf providing 4"H retaining ledge. **Poly-Z-Brite** finish. **Shelf Dividers** install easily without the use of bolts or nuts. 8" high. **Poly-Z-Brite** finish.

| Model | Size | List Price | Wt. Lbs. |
|--------------------------|------|------------|----------|
| LEDGES | | | |
| PML18Z | 18 | \$14.00 | 1.5 |
| PML21Z | 21 | 16.00 | 1.75 |
| PML24Z | 24 | 17.00 | 2.0 |
| PML30Z | 30 | 19.00 | 2.4 |
| PML36Z | 36 | 21.00 | 2.8 |
| PML42Z | 42 | 23.00 | 3.3 |
| PML48Z | 48 | 25.00 | 3.8 |
| PML54Z | 54 | 27.00 | 4.3 |
| PML60Z | 60 | 29.00 | 4.8 |
| PML72Z | 72 | 35.00 | 5.8 |
| DIVIDERS | | | |
| PMD18Z | 18 | \$17.00 | 2.0 |
| PMD21Z | 21 | 18.00 | 2.0 |
| PMD24Z | 24 | 21.00 | 3.0 |
| REPLACEMENT CLIPS | | | |
| PMC16 | | \$12.00 | 1.0 |

SOLID SHELF UNITS & ACCESSORIES

Galvanized & Stainless Steel Solid Shelf Units

Solid Shelf Shelving Units accept a variety of accessories to adapt to your changing needs. Dual layer construction provides maximum rigidity and strength. Open styling allows shelves to be reached from all sides for the ultimate in space efficiency. Fast, easy assembly, no tools required. Shelves with plastic shelf clips easily lock into place on posts and are adjustable on 1" increments. Leveling feet compensate for uneven floor surfaces. Finished in attractive, temperature and moisture resistant Galvanized or Stainless Steel. Up to a 600 lb. capacity per shelf.

| 63" HIGH UNIT | | | |
|------------------------|---------|------------|----------|
| W" x L" | Model | List Price | Wt. Lbs. |
| GALVANIZED | | | |
| 18 x 36 | 18366SZ | \$572.00 | 78.0 |
| 18 x 48 | 18486SZ | 636.00 | 94.0 |
| 18 x 60 | 18606SZ | 724.00 | 110.0 |
| 18 x 72 | 18726SZ | 776.00 | 126.0 |
| 24 x 36 | 24366SZ | 632.00 | 90.0 |
| 24 x 48 | 24486SZ | 748.00 | 110.0 |
| 24 x 60 | 24606SZ | 836.00 | 138.0 |
| 24 x 72 | 24726SZ | 968.00 | 166.0 |
| STAINLESS STEEL | | | |
| 18 x 36 | 18366SS | 1220.00 | 78.0 |
| 18 x 48 | 18486SS | 1476.00 | 100.0 |
| 24 x 36 | 24366SS | 1480.00 | 90.0 |
| 24 x 48 | 24486SS | 1760.00 | 110.0 |

| 74" HIGH UNIT | | | |
|------------------------|---------|------------|----------|
| W" x L" | Model | List Price | Wt. Lbs. |
| GALVANIZED | | | |
| 18 x 36 | 18367SZ | \$580.00 | 80.0 |
| 18 x 48 | 18487SZ | 644.00 | 96.0 |
| 18 x 60 | 18607SZ | 732.00 | 112.0 |
| 18 x 72 | 18727SZ | 784.00 | 128.0 |
| 24 x 36 | 24367SZ | 640.00 | 92.0 |
| 24 x 48 | 24487SZ | 756.00 | 112.0 |
| 24 x 60 | 24607SZ | 844.00 | 140.0 |
| 24 x 72 | 24727SZ | 976.00 | 168.0 |
| STAINLESS STEEL | | | |
| 18 x 36 | 18367SS | 1252.00 | 80.0 |
| 18 x 48 | 18487SS | 1508.00 | 102.0 |
| 24 x 36 | 24367SS | 1512.00 | 92.0 |
| 24 x 48 | 24487SS | 1792.00 | 112.0 |

| 86" HIGH UNIT | | | |
|------------------------|---------|------------|----------|
| W" x L" | Model | List Price | Wt. Lbs. |
| GALVANIZED | | | |
| 18 x 36 | 18368SZ | \$600.00 | 84.0 |
| 18 x 48 | 18488SZ | 664.00 | 100.0 |
| 18 x 60 | 18608SZ | 752.00 | 116.0 |
| 18 x 72 | 18728SZ | 804.00 | 132.0 |
| 24 x 36 | 24368SZ | 660.00 | 96.0 |
| 24 x 48 | 24488SZ | 776.00 | 116.0 |
| 24 x 60 | 24608SZ | 864.00 | 144.0 |
| 24 x 72 | 24728SZ | 996.00 | 172.0 |
| STAINLESS STEEL | | | |
| 18 x 36 | 18368SS | 1292.00 | 84.0 |
| 18 x 48 | 18488SS | 1548.00 | 100.0 |
| 24 x 36 | 24368SS | 1552.00 | 96.0 |
| 24 x 48 | 24488SS | 1832.00 | 116.0 |

| ADDITIONAL SOLID SHELF | | | | | | | |
|------------------------|---------|------------|----------|-----------------|------------|----------|--|
| GALVANIZED | | | | STAINLESS STEEL | | | |
| W" x L" | Model | List Price | Wt. Lbs. | Model No. | List Price | Wt. Lbs. | |
| 18 x 36 | S1836SZ | \$121.00 | 16.0 | S1836SS | \$245.00 | 16.0 | |
| 18 x 48 | S1848SZ | 137.00 | 20.0 | S1848SS | 309.00 | 20.0 | |
| 18 x 60 | S1860SZ | 159.00 | 24.0 | --- | --- | --- | |
| 18 x 72 | S1872SZ | 172.00 | 28.0 | --- | --- | --- | |
| 24 x 36 | S2436SZ | 136.00 | 19.0 | S2436SS | 310.00 | 19.0 | |
| 24 x 48 | S2448SZ | 165.00 | 24.0 | S2448SS | 380.00 | 24.0 | |
| 24 x 60 | S2460SZ | 187.00 | 31.0 | --- | --- | --- | |
| 24 x 72 | S2472SZ | 220.00 | 38.0 | --- | --- | --- | |



Accessories

Rods & Clips Enclose the sides and/or back of a solid shelving unit with easily installed rods. Rod hooks over outer edge of shelf and attaches to shelf with a spring clip. One spring clip is required for every shelf to rod connection. **Shelf Dividers** Increase shelf versatility with 8" high dividers that allow you to compartmentalize and keep contents in order. Easily attaches to solid shelf. Includes clips. **Shelf Ledges** Keep items on shelves during transport with 4" ledges. Allows you to increase items on shelf. Includes clips. *Sold as a package of three rods and twelve clips

Joining Clamp

For add-on units. Use two per shelf.



Shelf Dividers



Shelf Ledges



Rods & Clips



| Size" | Model | List Price | Wt. Lbs. |
|---|--------|------------|----------|
| SHELF LEDGES | | | |
| 18 | SL18C | \$14.00 | 1.5 |
| 24 | SL24C | 18.00 | 2.0 |
| 30 | SL30C | 19.00 | 2.4 |
| 36 | SL36C | 22.00 | 2.8 |
| 48 | SL48C | 25.00 | 3.8 |
| 60 | SL60C | 30.00 | 4.8 |
| 72 | SL72C | 38.00 | 5.8 |
| SHELF DIVIDERS | | | |
| 18 | SD18C | 17.00 | 2.0 |
| 24 | SD24C | 23.00 | 3.0 |
| *RODS & CLIPS-3 rods, 12 clips | | | |
| 52 | SR54C3 | 45.00 | 3.0 |
| 60 | SR63C3 | 54.00 | 3.0 |
| 72 | SR74C3 | 57.00 | 3.9 |
| 84 | SR86C3 | 60.00 | 4.5 |
| Extra Clip | | SRT | 2.00 0.5 |
| JOINING CLAMP | | | |
| | | SJC | 4.00 0.5 |

NOTE: All accessories are finished in a bright chrome.

HEAVY DUTY SHELVING, RACKS & PLATFORMS



Container Rack with Three Sided Frames



Heavy Duty Shelving

Heavy Duty Shelving is ideal for high density storage. Maintenance free construction. 2400 lb. capacity unit, 1300 - 1600 lbs. capacity per shelf depending upon size. Adjustable on 1" increments for maximum versatility. Open design minimizes dust accumulation while ensuring light and air circulation. Shelving consists of four posts and four shelves with plastic shelf clips. **Container Racks** keep **Containers** and **Kegs** organized saving time and space. Rack provides strong stable storage without wasted space. Unit features three heavy duty dunnage shelves and two reinforced three-sided steel frames. Top wire shelf allows you to store related accessories within reach.

Dunnage Shelves are constructed of 1" square steel tubing with removable wire decking. Three-Sided Frames are constructed of 1" square steel tubing. Used when the structural integrity of a shelf is desired without decking.

| HEAVY DUTY SHELVING - 4 SHELF | | | | | |
|-------------------------------|---------------|------------|----------|------------|-------|
| Size | *POLY-Z-BRITE | | *NEXELON | | Wt. |
| W" x L" x H" | Model | List Price | Model | List Price | Lbs. |
| 18 x 36 x 63 | DS18366Z | \$540.00 | DS18366N | \$544.00 | 98.0 |
| 18 x 48 x 63 | DS18486Z | 620.00 | DS18486N | 624.00 | 126.0 |
| 24 x 36 x 63 | DS24366Z | 620.00 | DS24366N | 624.00 | 110.0 |
| 24 x 48 x 63 | DS24486Z | 704.00 | DS24486N | 708.00 | 134.0 |
| 18 x 36 x 74 | DS18367Z | 548.00 | DS18367N | 556.00 | 100.0 |
| 18 x 48 x 74 | DS18487Z | 628.00 | DS18487N | 636.00 | 128.0 |
| 24 x 36 x 74 | DS24367Z | 628.00 | DS24367N | 636.00 | 112.0 |
| 24 x 48 x 74 | DS24487Z | 712.00 | DS24487N | 720.00 | 136.0 |

| CONTAINER RACK - 3 SHELF | | | | | |
|--------------------------|---------------|------------|----------|------------|------|
| Size | *POLY-Z-BRITE | | *NEXELON | | Wt. |
| W" x L" x H" | Model | List Price | Model | List Price | Lbs. |
| 18 x 48 x 54 | BK18485Z | \$623.00 | BK18485N | \$627.00 | 76.0 |
| 18 x 60 x 54 | BK18605Z | 700.00 | BK18605N | 704.00 | 89.0 |
| 18 x 48 x 63 | BK18486Z | 631.00 | BK18486N | 635.00 | 78.0 |
| 18 x 60 x 63 | BK18606Z | 708.00 | BK18606N | 712.00 | 71.0 |

| DUNNAGE SHELVES | | | | | |
|-----------------|---------------|------------|----------|------------|------|
| Size | *POLY-Z-BRITE | | *NEXELON | | Wt. |
| W" x L" | Model | List Price | Model | List Price | Lbs. |
| 18 x 24 | DS1824Z | \$92.00 | DS1824N | \$92.00 | 14.0 |
| 18 x 30 | DS1830Z | 103.00 | DS1830N | 103.00 | 18.0 |
| 18 x 36 | DS1836Z | 113.00 | DS1836N | 113.00 | 21.0 |
| 18 x 48 | DS1848Z | 133.00 | DS1848N | 133.00 | 28.0 |
| 18 x 60 | DS1860Z | 154.00 | DS1860N | 154.00 | 34.0 |
| 24 x 24 | DS2424Z | 103.00 | DS2424N | 103.00 | 16.0 |
| 24 x 30 | DS2430Z | 123.00 | DS2430N | 123.00 | 20.0 |
| 24 x 36 | DS2436Z | 133.00 | DS2436N | 133.00 | 24.0 |
| 24 x 48 | DS2448Z | 154.00 | DS2448N | 154.00 | 30.0 |
| 24 x 60 | DS2460Z | 174.00 | DS2460N | 174.00 | 37.0 |

| THREE-SIDED FRAMES | | | | | |
|--------------------|---------------|------------|----------|------------|------|
| Size* | *POLY-Z-BRITE | | *NEXELON | | Wt. |
| W" x L" ** | Model | List Price | Model | List Price | Lbs. |
| 18 x 24 | DF1824Z | \$57.00 | DF1824N | \$57.00 | 5.0 |
| 18 x 30 | DF1830Z | 60.00 | DF1830N | 60.00 | 6.0 |
| 18 x 36 | DF1836Z | 64.00 | DF1836N | 64.00 | 7.0 |
| 18 x 48 | DF1848Z | 72.00 | DF1848N | 72.00 | 8.0 |
| 18 x 60 | DF1860Z | 79.00 | DF1860N | 79.00 | 9.0 |
| 24 x 24 | DF2424Z | 68.00 | DF2424N | 68.00 | 6.0 |
| 24 x 30 | DF2430Z | 70.00 | DF2430N | 70.00 | 7.0 |
| 24 x 36 | DF2436Z | 76.00 | DF2436N | 76.00 | 8.1 |
| 24 x 48 | DF2448Z | 83.00 | DF2448N | 83.00 | 9.0 |
| 24 x 60 | DF2460Z | 92.00 | DF2460N | 92.00 | 10.0 |



Heavy Duty Dunnage Rack

Platforms

Mobile Dunnage Rack

*Protected by NEXGard

Racks & Platforms

Heavy Duty Dunnage Racks are low profile racks that maximize storage space, while allowing you to keep floor clear. Open front, three sided frame allows for easy cleaning underneath. 14"H dunnage rack includes a removable top deck, a three sided frame, post caps and adjustable floor levelers.

Mobile Dunnage Racks allow you to store and transport food supplies, boxes or other merchandise without loading and unloading. 12"H dunnage rack includes a removable top deck, a three sided frame and four - 5" polyurethane swivel casters with donut bumpers. 1200 lb. capacity.

Platforms keep product and merchandise off of floor and clearly visible. Ideal for stock room or walk-in refrigerator. 14"H platform consists of four posts, one shelf, plastic shelf clips and adjustable floor levelers.

NOTE: Brake casters can be ordered for added stability, for other capacities and wheel types order by components.

| HEAVY DUTY DUNNAGE RACK | | | | | |
|-------------------------|---------------|------------|----------|------------|------|
| Size | *POLY-Z-BRITE | | *NEXELON | | Wt. |
| W" x L" | Model | List Price | Model | List Price | Lbs. |
| 18 x 24 | DR1824Z | \$193.00 | DR1824N | \$193.00 | 23.0 |
| 18 x 30 | DR1830Z | 207.00 | DR1830N | 207.00 | 28.0 |
| 18 x 36 | DR1836Z | 221.00 | DR1836N | 221.00 | 32.0 |
| 18 x 48 | DR1848Z | 249.00 | DR1848N | 249.00 | 40.0 |
| 18 x 60 | DR1860Z | 277.00 | DR1860N | 277.00 | 47.0 |
| 24 x 24 | DR2424Z | 215.00 | DR2424N | 215.00 | 24.0 |
| 24 x 30 | DR2430Z | 237.00 | DR2430N | 237.00 | 29.0 |
| 24 x 36 | DR2436Z | 253.00 | DR2436N | 253.00 | 34.0 |
| 24 x 48 | DR2448Z | 281.00 | DR2448N | 281.00 | 41.0 |
| 24 x 60 | DR2460Z | 310.00 | DR2460N | 310.00 | 49.0 |

| MOBILE DUNNAGE RACK | | | | | |
|---------------------|---------------|------------|----------|------------|------|
| Size | *POLY-Z-BRITE | | *NEXELON | | Wt. |
| W" x L" | Model | List Price | Model | List Price | Lbs. |
| 18 x 24 | DM1824Z | \$305.00 | DM1824N | \$305.00 | 33.0 |
| 18 x 30 | DM1830Z | 319.00 | DM1830N | 319.00 | 38.0 |
| 18 x 36 | DM1836Z | 333.00 | DM1836N | 333.00 | 42.0 |
| 18 x 48 | DM1848Z | 361.00 | DM1848N | 361.00 | 50.0 |
| 18 x 60 | DM1860Z | 389.00 | DM1860N | 389.00 | 57.0 |
| 24 x 24 | DM2424Z | 327.00 | DM2424N | 327.00 | 34.0 |
| 24 x 30 | DM2430Z | 349.00 | DM2430N | 349.00 | 39.0 |
| 24 x 36 | DM2436Z | 365.00 | DM2436N | 365.00 | 44.0 |
| 24 x 48 | DM2448Z | 393.00 | DM2448N | 393.00 | 51.0 |
| 24 x 60 | DM2460Z | 422.00 | DM2460N | 422.00 | 59.0 |

| PLATFORMS | | | | | |
|-----------|---------------|------------|--------|------------|---------------------|
| Size | *POLY-Z-BRITE | | CHROME | *NEXELON | |
| W" x L" | Model | List Price | Model | List Price | Wt. Lbs. |
| 18 x 24 | P1824Z | \$88.00 | P1824C | \$82.00 | P1824N \$95.00 11.0 |
| 18 x 30 | P1830Z | 91.00 | P1830C | 85.00 | P1830N 104.00 12.0 |
| 18 x 36 | P1836Z | 97.00 | P1836C | 88.00 | P1836N 108.00 14.0 |
| 21 x 24 | P2124Z | 92.00 | P2124C | 86.00 | P2124N 105.00 12.0 |
| 21 x 30 | P2130Z | 100.00 | P2130C | 93.00 | P2130N 110.00 13.0 |
| 21 x 36 | P2136Z | 105.00 | P2136C | 98.00 | P2136N 117.00 15.0 |
| 24 x 24 | P2424Z | 102.00 | P2424C | 95.00 | P2424N 113.00 13.0 |
| 24 x 30 | P2430Z | 106.00 | P2430C | 99.00 | P2430N 117.00 15.0 |
| 24 x 36 | P2436Z | 109.00 | P2436C | 102.00 | P2436N 123.00 17.0 |

*For Two Brakes add suffix "B" and \$15.00 to the List Price.

E-Z Adjust Wire Shelving



Unique E-Z Adjust suspension hooks allow middle shelves to be adjusted, added or removed in seconds without disassembling entire unit. Simply lift shelf off post hooks and reposition to desired height. No tools. Features all the benefits of open wire shelving, minimizes dust accumulation, maximizes visibility, light and sprinkler penetration, and air circulation. Unit includes four posts, two standard shelves at the top and bottom, and two E-Z Adjust shelves. E-Z Adjust Shelves have a 400 lb. capacity per shelf. All shelves adjust on 1" increments. Available in Chrome or POLY-Z-BRITE.

* Protected by NEXGard

| E-Z ADJUST SHELF | | | | | |
|------------------|------------------|----------|------------------|------------|----------|
| CHROME | | | *POLY-Z-BRITE | | |
| Size | List Price | Wt. Lbs. | Model | List Price | Wt. Lbs. |
| 14 x 36 | \$1436AC \$62.00 | 9.5 | --- | --- | --- |
| 14 x 48 | \$1448AC 72.00 | 12.0 | --- | --- | --- |
| 18 x 36 | \$1836AC 70.00 | 9.0 | \$1836AZ \$73.00 | --- | --- |
| 18 x 48 | \$1848AC 81.00 | 12.0 | \$1848AZ 85.00 | --- | --- |
| 18 x 60 | \$1860AC 94.00 | 16.0 | \$1860AZ 100.00 | --- | --- |
| 18 x 72 | \$1872AC 112.00 | 18.0 | \$1872AZ 117.00 | --- | --- |
| 24 x 36 | \$2436AC 83.00 | 12.0 | \$2436AZ 87.00 | --- | --- |
| 24 x 48 | \$2448AC 101.00 | 15.0 | \$2448AZ 105.00 | --- | --- |
| 24 x 60 | \$2460AC 121.00 | 21.0 | \$2460AZ 126.00 | --- | --- |
| 24 x 72 | \$2472AC 139.00 | 22.0 | \$2472AZ 147.00 | --- | --- |

| Wt. | | 63" HIGH | | Wt. | | 74" HIGH | | Wt. | | 86" HIGH | | Wt. | |
|----------------------|---------|------------|-------|---------|------------|----------|---------|------------|-------|----------|------------|------|------|
| W" x L" | Model | List Price | Lbs. | Model | List Price | Lbs. | Model | List Price | Lbs. | Model | List Price | Lbs. | Lbs. |
| CHROME | | | | | | | | | | | | | |
| 18 x 36 | 18366AC | \$304.00 | 60.0 | 18367AC | \$312.00 | 62.0 | 18368AC | \$328.00 | 66.0 | | | | |
| 18 x 48 | 18486AC | 356.00 | 72.0 | 18487AC | 364.00 | 74.0 | 18488AC | 380.00 | 78.0 | | | | |
| 18 x 60 | 18606AC | 404.00 | 88.0 | 18607AC | 412.00 | 90.0 | 18608AC | 428.00 | 94.0 | | | | |
| 18 x 72 | 18726AC | 462.00 | 96.0 | 18727AC | 470.00 | 98.0 | 18728AC | 486.00 | 102.0 | | | | |
| 24 x 36 | 24366AC | 358.00 | 72.0 | 24367AC | 366.00 | 74.0 | 24368AC | 382.00 | 78.0 | | | | |
| 24 x 48 | 24486AC | 420.00 | 84.0 | 24487AC | 428.00 | 86.0 | 24488AC | 444.00 | 90.0 | | | | |
| 24 x 60 | 24606AC | 494.00 | 108.0 | 24607AC | 502.00 | 110.0 | 24608AC | 518.00 | 114.0 | | | | |
| 24 x 72 | 24726AC | 564.00 | 112.0 | 24727AC | 572.00 | 114.0 | 24728AC | 588.00 | 118.0 | | | | |
| *POLY-Z-BRITE | | | | | | | | | | | | | |
| 18 x 36 | 18366AZ | \$340.00 | 60.0 | 18367AZ | \$348.00 | 62.0 | 18368AZ | \$368.00 | 66.0 | | | | |
| 18 x 48 | 18486AZ | 390.00 | 72.0 | 18487AZ | 398.00 | 74.0 | 18488AZ | 418.00 | 78.0 | | | | |
| 18 x 60 | 18606AZ | 448.00 | 88.0 | 18607AZ | 456.00 | 90.0 | 18608AZ | 476.00 | 94.0 | | | | |
| 18 x 72 | 18726AZ | 500.00 | 96.0 | 18727AZ | 508.00 | 98.0 | 18728AZ | 528.00 | 102.0 | | | | |
| 24 x 36 | 24366AZ | 392.00 | 72.0 | 24367AZ | 400.00 | 74.0 | 24368AZ | 420.00 | 78.0 | | | | |
| 24 x 48 | 24486AZ | 462.00 | 84.0 | 24487AZ | 470.00 | 86.0 | 24488AZ | 490.00 | 90.0 | | | | |
| 24 x 60 | 24606AZ | 540.00 | 108.0 | 24607AZ | 548.00 | 110.0 | 24608AZ | 568.00 | 114.0 | | | | |
| 24 x 72 | 24726AZ | 618.00 | 112.0 | 24727AZ | 626.00 | 114.0 | 24728AZ | 646.00 | 118.0 | | | | |



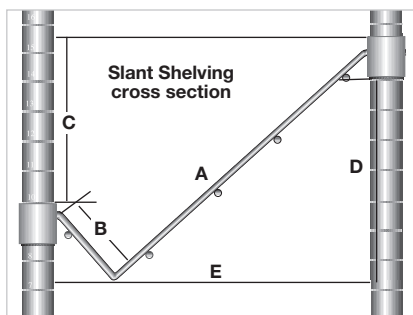
REPOSITION SUSPENSION HOOKS TO ADJUST SHELVES IN SECONDS!

| SUSPENSION HOOK (Pkg. of 4) | | |
|-----------------------------|------------|----------|
| Model No. | List Price | Wt. Lbs. |
| EZSH | \$16.00 | 1.0 |

Slant Shelf

Nexel Slant Shelf Merchandisers and Displays allow maximum visibility and accessibility. Product restocking is fast and easy. Rear load/front pick assures first in, first out product rotation. Angled shelves allow gravity feed. 400 lb. Capacity shelves adjust on one-inch increments. 5" Polyurethane casters offer mobility. Optional Dividers keep products from falling off shelf and provide lanes for products. Chrome finish.

Merchandisers - Consist of 4 Slant Shelves, 4 Posts, 1 Standard Shelf and 1 Three Sided Frame



| W" | A | B | C | D | E |
|----|----|------|-------|------|-------|
| 18 | 17 | 4.25 | 9.00 | 12.5 | 16.66 |
| 24 | 24 | 5.50 | 13.00 | 17.5 | 22.66 |

| MERCHANDISER UNIT | | | |
|-------------------|----------|------------|----------|
| 54 INCHES HIGH | | | |
| Size" | Model | List Price | Wt. Lbs. |
| 18 x 36 | 18365SSC | \$456.00 | 9.3 |
| 18 x 48 | 18485SSC | 559.00 | 11.3 |
| 24 x 36 | 24365SSC | 550.00 | 12.3 |
| 24 x 48 | 24485SSC | 686.00 | 14.3 |
| 63 INCHES HIGH | | | |
| Size" | Model | List Price | Wt. Lbs. |
| 18 x 36 | 18366SSC | \$460.00 | 9.3 |
| 18 x 48 | 18486SSC | 563.00 | 11.3 |
| 24 x 36 | 24366SSC | 554.00 | 12.3 |
| 24 x 48 | 24486SSC | 690.00 | 14.3 |

| CASTERS | | | |
|-----------------|-------|------------|----------|
| Type | Model | List Price | Wt. Lbs. |
| 5" Polyurethane | | | |
| 2 with brake | CA5SB | \$135.00 | 15.0 |

| SLANT SHELVES | | | |
|---------------|---------|------------|----------|
| Size" | Model | List Price | Wt. Lbs. |
| 18 x 36 | SS1836C | \$70.00 | 9.3 |
| 18 x 48 | SS1848C | 90.00 | 11.3 |
| 24 x 36 | SS2436C | 87.00 | 12.3 |
| 24 x 48 | SS2448C | 116.00 | 14.3 |
| DIVIDERS | | | |
| Size" | Model | List Price | Wt. Lbs. |
| 18 | SS18 | \$11.00 | 1.0 |
| 24 | SS24 | 12.00 | 3.0 |



SHOWN WITH OPTIONAL CASTERS AND DIVIDERS

WINE/BASKET & TRIANGLE SHELVES

Nexel Cradle Wine Shelving & Security Units



| PANELS ONLY | | | | |
|-------------|---------|------------|------|------|
| Size | Model | List Price | Wt. | Lbs. |
| 14 x 36 | SP3614C | \$325.00 | 65.0 | |
| 14 x 48 | SP4814C | 375.00 | 77.0 | |

| LEDGES | | | | |
|--------|--------|------------|-----|------|
| Size" | Model | List Price | Wt. | Lbs. |
| 36 | AL436C | \$18.00 | 2.8 | |
| 48 | AL448C | 23.00 | 3.6 | |

| FOOT PLATE | | | | |
|------------|------------|-----|------|--|
| Model | List Price | Wt. | Lbs. | |
| AF | \$5.00 | | | |

| DOORS ONLY | | | | |
|------------|---------|------------|------|------|
| Size | Model | List Price | Wt. | Lbs. |
| 36 | SD3614C | \$364.00 | 33.0 | |
| 48 | SD4814C | 424.00 | 42.0 | |

| WINE SECURITY UNITS | | | | |
|---------------------|---------|------------|-------|------|
| Size | Model | List Price | Wt. | Lbs. |
| 14 x 36 | SU1436C | \$847.00 | 151.0 | |
| 14 x 48 | SU1448C | 975.00 | 178.0 | |

| CRADLE WINE SHELVES | | | | |
|---------------------|---------|-------------|----------------|----------|
| Size | Model | Bottle Cap. | List Price ea. | Wt. Lbs. |
| 14 x 36 | WS1436C | 9 | \$50.00 | 8.0 |
| 14 x 48 | WS1448C | 13 | 65.00 | 10.5 |

| E-Z ADJUST SHELVES-CHROME | | | | |
|---------------------------|---------|------------|------|------|
| Size | Model | List Price | Wt. | Lbs. |
| 14 x 36 | S1436AC | \$62.00 | 9.5 | |
| 14 x 48 | S1448AC | 72.00 | 12.0 | |

Nexel Cradle Wine Shelving is an attractive and safe way to display and store wine bottles. Each bottle is securely cradled by heavy gauge wire to prevent movement. Adjustable shelves allow storage of many different sizes of bottles. Our open wire construction permits air to circulate around bottles. For added protection, place a 4-inch ledge along the rear of the shelf. Shelves accommodate 9 to 13 bottles, depending on shelf size. The use of Foot Plates is recommended for additional stability. Chrome finish. **For Security Purposes** and to reduce losses from theft, optional security units, which can be padlocked, are available. Security unit consists of side and back panels, door set, 66" posts, top and bottom shelves. **Order wine shelves separately.** Chrome finish.

Wall Mount Wine Rack



Wine Bottle Racks are an attractive and safe way to display and store wine bottles. Each bottle is securely cradled by heavy gauge wire to prevent movement. Adjustable shelves allow storage of many different sizes of bottles. Our chrome plated steel, open wire construction permits air to circulate around the bottles for an even temperature. The 36" wide shelves accommodate 9 bottles and the 48" wide shelves accommodate 13 bottles.

| Model | D" x W" x H" | Bottle Qty. | Shelf Qty. | List Price | Wt. Lbs. |
|--------------------|--------------|-------------|------------|------------|----------|
| SINGLE WIDE | | | | | |
| WS3609C | 14 x 36 x 14 | 9 | 1 | \$154.00 | 16 |
| WS3618C | 14 x 36 x 34 | 18 | 2 | 252.00 | 31 |
| WS3627C | 14 x 36 x 34 | 27 | 3 | 346.00 | 42 |
| WS3636C | 14 x 36 x 54 | 36 | 4 | 460.00 | 60 |
| WS4813C | 14 x 48 x 14 | 13 | 1 | 169.00 | 19 |
| WS4826C | 14 x 48 x 34 | 26 | 2 | 282.00 | 36 |
| WS4839C | 14 x 48 x 34 | 39 | 3 | 391.00 | 52 |
| WS4852C | 14 x 48 x 54 | 52 | 4 | 520.00 | 70 |
| DOUBLE WIDE | | | | | |
| WS36092C | 14 x 72 x 14 | 18 | 2 | 284.00 | 35 |
| WS36182C | 14 x 72 x 34 | 36 | 4 | 484.00 | 69 |
| WS36272C | 14 x 72 x 34 | 54 | 6 | 678.00 | 100 |
| WS36362C | 14 x 72 x 54 | 72 | 8 | 902.00 | 135 |
| WS48132C | 14 x 96 x 14 | 26 | 2 | 314.00 | 51 |
| WS48262C | 14 x 96 x 34 | 52 | 4 | 544.00 | 79 |
| WS48392C | 14 x 96 x 34 | 78 | 6 | 768.00 | 115 |
| WS48522C | 14 x 96 x 54 | 104 | 8 | 1022.00 | 155 |



Basket Supply Unit

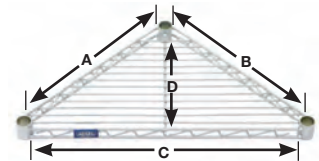


DIVIDERS

Unit consists of four 63 inch high posts and four baskets. Available in 18" and 24" shelving configurations. Optional 10"H dividers available. Add casters for mobility. Chrome Finish. 1200 pound capacity.

| Type | Model | Description | W" x D" x H" | Weight Lbs. | Price |
|--------------------|----------|-----------------------|--------------|-------------|----------|
| Basket Supply Unit | WB18366C | 4 Baskets | 36 x 18 x 63 | 67 | \$328.00 |
| Basket Supply Unit | WB18486C | 4 Baskets | 48 x 18 x 63 | 80.2 | 368.00 |
| Basket Supply Unit | WB24366C | 4 Baskets | 36 x 24 x 63 | 75 | 368.00 |
| Basket Supply Unit | WB24486C | 4 Baskets | 48 x 24 x 63 | 87 | 388.00 |
| Extra Basket | WB1836C | 1 Basket | 36 x 18 | 10 | 65.00 |
| Extra Basket | WB1848C | 1 Basket | 48 x 18 | 13.2 | 75.00 |
| Extra Basket | WB2436C | 1 Basket | 36 x 24 | 12 | 75.00 |
| Extra Basket | WB2448C | 1 Basket | 48 x 24 | 15.2 | 80.00 |
| Optional Dividers | WBD18C | 1 Divider | 18" | 1.2 | 9.00 |
| Optional Dividers | WBD24C | 1 Divider | 24" | 1.5 | 12.00 |
| Optional Casters | CA554 | 4 Polyurethane Swivel | 5" | 13 | 120.00 |

Triangle Shelves



Put unused corner space to work. Shelf sizes correspond to width (depth) of shelving for add-on capability. Shelves attach to standard Nexel posts. Order post separately. Chrome Finish.

Triangular Shelving Unit using 4 triangle shelves and 3 posts.

| Size" | Model | A" | B" | C" | D" | List Price | Wt. Lbs. |
|-------|-------|----|----|----|----|------------|----------|
| 18 | ST18C | 17 | 17 | 24 | 13 | \$25.00 | 3.0 |
| 24 | ST24C | 23 | 23 | 32 | 16 | 32.00 | 5.0 |

WALL MOUNT SHELF SYSTEMS

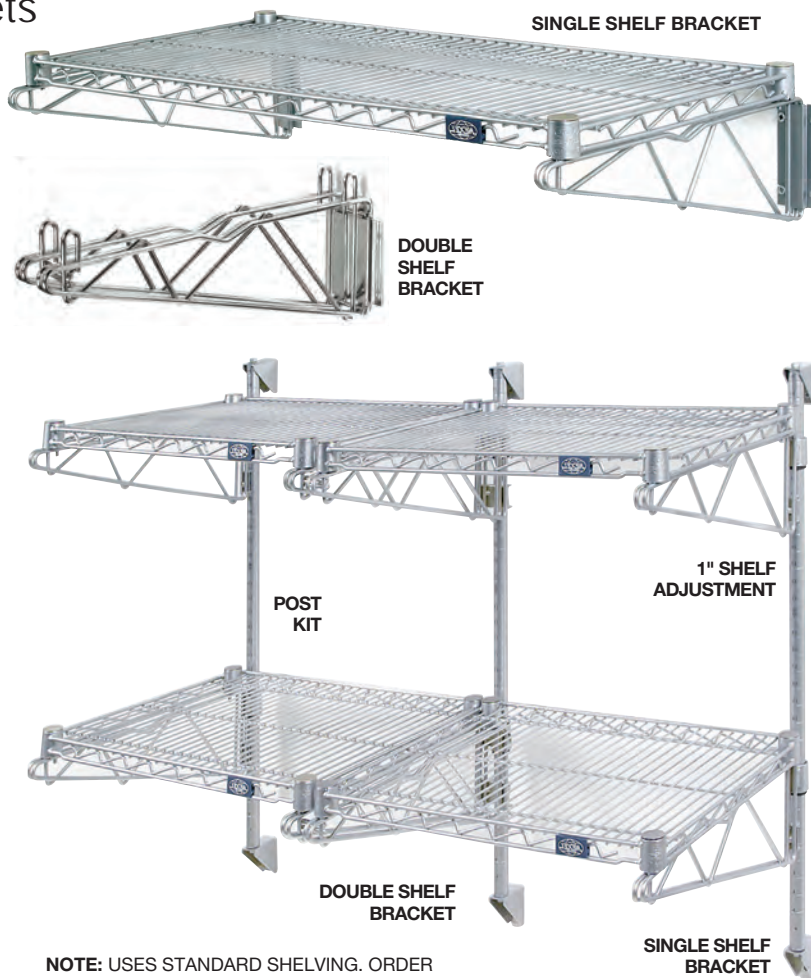
Adjustable & Fixed Shelf Brackets

Perfect for creating wall storage area where floor space isn't available. One pair of wall brackets is required per shelf. Use Double Shelf brackets in a continuous run. Chrome or silver epoxy finish. 4 collar plugs included. **Adjustable Shelf Brackets** allow you to adjust shelves on 1" increments. Shelves mount to posts individually or in as many tiers as needed. Choice of Single Shelf Bracket or Double Shelf Bracket. Use Double Shelf Bracket for assembling shelves in a continuous run. Double Shelf Bracket attaches to one post. Order one additional post kit for every 2 shelves. Post kit consists of 2 posts 4 wall brackets.

| Size" | Chrome Model | EP Model | List Price | Weight Lbs. |
|--|--------------|----------|------------|-------------|
| FIXED WALL MOUNT SINGLE SHELF BRACKETS* | | | | |
| 14 | AB14C | AB14EP | \$36.00 | 3.0 |
| 18 | AB18C | AB18EP | 41.00 | 4.0 |
| 21 | AB21C | AB21EP | 43.00 | 4.0 |
| 24 | AB24C | AB24EP | 45.00 | 5.0 |
| FIXED WALL MOUNT DOUBLE SHELF BRACKETS† | | | | |
| 14 | DAB14C | DAB14EP | 41.00 | 4.0 |
| 18 | DAB18C | DAB18EP | 45.00 | 5.0 |
| 21 | DAB21C | DAB21EP | 48.00 | 5.0 |
| 24 | DAB24C | DAB24EP | 51.00 | 6.0 |

| Size" | Model | List Price | Weight Lbs. |
|--|--------|------------|-------------|
| ADJUSTABLE POST KIT | | | |
| 14 | PK14C | \$60.00 | 4.0 |
| 34 | PK34C | 64.00 | 6.0 |
| 54 | PK54C | 84.00 | 7.5 |
| 63 | PK63C | 86.00 | 8.5 |
| ADJUSTABLE SINGLE SHELF BRACKETS* | | | |
| 14 | PS14C | 44.00 | 5.0 |
| 18 | PS18C | 50.00 | 6.0 |
| 24 | PS24C | 57.00 | 7.0 |
| ADJUSTABLE DOUBLE SHELF BRACKETS† | | | |
| 14 | DPS14C | 50.00 | 4.2 |
| 18 | DPS18C | 58.00 | 4.6 |
| 24 | DPS24C | 63.00 | 5.7 |
| EXTRA WALL BRACKETS (set of 2) | | | |
| | PKB | 20.00 | 1.0 |
| EXTRA CENTER SUPPORT | | | |
| | PKCS | 6.00 | .5 |

*Priced (2) Per Carton †Priced (1) Per Carton




NOTE: USES STANDARD SHELVING. ORDER SHELVES SEPARATELY. SEE PAGE 4. MOUNTING SCREWS NOT INCLUDED.

Cantilever Shelves, Wall Mount Kit & Bin Rail



Shelves have 1"H protective "Rail Style" edges to help prevent contents from falling off. Plastic shelf clips included. Chrome finish. **Wall Mount Kit** Includes 2 posts and 4 wall mount brackets. Adjustable on 1" increments. Chrome finish. Mounting screws not supplied. Bin Rail mounts in conjunction with 60" wide shelves or can be used independently with a wall mount kit. Adjusts on 1" increments. Use multiple rails for large storage needs. Order bins separately, see page 48.

| Size" | Model | List Price Each | Weight Lbs. |
|--|---------|-----------------|-------------|
| CANTILEVER SHELVES | | | |
| 12 x 24 | CS1224C | \$39.00 | 4.5 |
| 12 x 30 | CS1230C | 45.00 | 5.0 |
| 12 x 36 | CS1236C | 47.00 | 5.5 |
| 12 x 42 | CS1242C | 55.00 | 6.5 |
| 12 x 48 | CS1248C | 59.00 | 7.5 |
| 12 x 60 | CS1260C | 78.00 | 9.5 |
| CANTILEVER SHELF WALL MOUNT KIT | | | |
| 14 | CW14C | 52.00 | 3.0 |
| 34 | CW34C | 56.00 | 5.0 |
| 54 | CW54C | 64.00 | 7.0 |
| WALL MOUNT BRACKET | | | |
| | AW2C | 8.00 | 5.0 |
| BIN RAIL | | | |
| 60 | BR60 | 57.00 | 2.5 |



SPACE WALL SYSTEM-WIRE GRID



*Ships in two pieces

Grid Panels

Space-Wall is a system of wire grids that can be mounted directly on the wall. With the installation of Space-Wall you have now created a totally modular and flexible system that can be customized to meet your exact requirements today and changing needs in the future. All Grids are 3" x 3" openings 1/4" steel wire. Grey epoxy finish. Grid Panel comes with wall mounting brackets.

| GRID PANELS | | | |
|-------------|----------|------------|-------------|
| Size" | Model | List Price | Weight Lbs. |
| 18 x 36 | WG1836G | \$66.00 | 8.5 |
| 18 x 48 | WG1848G | 72.00 | 10.0 |
| 24 x 48 | WG2448G | 87.00 | 19.0 |
| 24 x 60 | WG2460G | 103.00 | 23.0 |
| 24 x 72 | WG2472G | 106.00 | 26.0 |
| 36 x 48 | WG3648G | 103.00 | 24.0 |
| 36 x 60 | WG3660G | 116.00 | 30.0 |
| 36 x 72 | WG3672G* | 135.00 | 31.0 |
| 48 x 48 | WG4848G | 119.00 | 33.0 |
| 48 x 60 | WG4860G | 138.00 | 39.0 |
| 48 x 72 | WG4872G* | 169.00 | 45.0 |

Grid Shelf



| WIRE GRID SHELF | | | |
|---|--------|------------|-------------|
| Size" | Model | List Price | Weight Lbs. |
| 16 ³ / ₄ x 16 ³ / ₄ | AGS16C | \$40.00 | 5.0 |


Bin Rail



BIN RAIL - 3 1/2" High

| BIN RAIL | | | |
|----------|--------|------------|-------------|
| Size" | Model | List Price | Weight Lbs. |
| 23 | AWBR23 | \$20.00 | 3.0 |
| 35 | AWBR35 | 30.00 | 5.0 |
| 47 | AWBR47 | 50.00 | 7.0 |

Wire Shelves



WIRE SHELF-GRAY EPOXY

| WIRE SHELF | | | |
|------------|-------|------------|-------------|
| Size" | Model | List Price | Weight Lbs. |
| 12 x 36 | DR312 | \$21.00 | 5.5 |
| 12 x 48 | DR412 | 28.00 | 8.0 |

Laminated Wood Shelves



WOOD SHELF WHITE MELAMINE LAMINATED

| LAMINATED WOOD SHELF | | | |
|----------------------|-------|------------|-------------|
| Size" | Model | List Price | Weight Lbs. |
| 12 x 36 | DL312 | \$9.00 | 10.0 |
| 12 x 48 | DL412 | 13.00 | 13.0 |

Wire Bin



| WIRE BINS | | | |
|--------------|--------|------------|-------------|
| W" x D" x H" | Model | List Price | Weight Lbs. |
| 36 x 14 x 9 | WB3149 | \$73.00 | 10.0 |
| 48 x 14 x 9 | WB4149 | 93.00 | 13.0 |

| DIVIDERS | | |
|----------|------------|-------------|
| Model | List Price | Weight Lbs. |
| WD149 | \$9.00 | 1.0 |

Peg Hook



| PEG HOOK | | | |
|----------|--------|----------------|-------------|
| Size" | Model | List Price ea. | Weight Lbs. |
| 4 | APH4* | \$2.00 | 1.0 |
| 6 | APH6* | 2.10 | 1.0 |
| 8 | APH8* | 2.20 | 1.0 |
| 10 | APH10* | 2.30 | 1.0 |
| 12 | APH12* | 2.40 | 1.0 |

*Sold 12 per package

Single Hook



| SINGLE HOOK | | | Weight Lbs. |
|-------------|----------------|--|-------------|
| Model | List Price ea. | | |
| AWSH* | \$4.00 | | 0.2 |

*Sold 6 per package

Hook Arm



| HOOK ARM | | | Weight Lbs. |
|----------|-------|----------------|-------------|
| Size" | Model | List Price ea. | |
| 16 | AH5* | \$10.00 | 1.0 |

*Sold 6 per package

Wire Basket



| WIRE BASKET | | | |
|---|--------|------------|-------------|
| Size" | Model | List Price | Weight Lbs. |
| 17 ³ / ₄ x 7 ³ / ₄ x 10 | ASW177 | \$50.00 | 2.0 |

Shelf Bracket



| SHELF BRACKET | | | Weight Lbs. |
|---------------|--------|----------------|-------------|
| Size" | Model | List Price ea. | |
| 12 | ASB12* | \$8.00 | 1.0 |

*Sold 6 per package

Double Hook



| DOUBLE HOOK | | | Weight Lbs. |
|-------------|----------------|--|-------------|
| Model | List Price ea. | | |
| AWDH* | \$6.00 | | 0.3 |

*Sold 6 per package

Hook Rail Bar



| HOOK RAIL BAR | | | |
|---------------|-------|------------|-------------|
| Size" | Model | List Price | Weight Lbs. |
| 24 | ARB7 | \$16.00 | 1.0 |

ALL ACCESSORIES ARE CHROME FINISHED UNLESS STATED OTHERWISE.

Document Holder



| DOCUMENT HOLDER | | | |
|--|-------|------------|-------------|
| Size" | Model | List Price | Weight Lbs. |
| 12 ³ / ₈ x 2 x 8 ⁵ / ₈ | AH | \$25.00 | 2.0 |

Mounting Bracket



| MOUNTING BRACKET | | | Weight Lbs. |
|------------------|----------------|--|-------------|
| Model | List Price ea. | | |
| WB2 | \$6.00 | | 1.0 |

*Sold 6 per package

ENCLOSED WIRE SHELF TRUCKS & BOTTLE STORAGE RACK

Enclosed Wire Shelf Trucks

Complete truck consists of four shelves, four posts, side and back panels and swivel casters.

- Chrome finish panels keep contents securely on shelves and creates an enclosed storage environment
- Includes joining clips to secure panels to each other

| COMPLETE TRUCKS | | | |
|-----------------|--------------|------------|----------|
| W" x L" x H" | Model | List Price | Wt. Lbs. |
| 18 x 36 x 69 | EPC1836PC | \$534.00 | 86.33 |
| 18 x 48 x 69 | EPC1848PC | 631.00 | 107 |
| 18 x 60 x 69 | EPC1860PC | 687.00 | 122 |
| 21 x 36 x 69 | EPC2136PC | 574.00 | 90.5 |
| 21 x 48 x 69 | EPC2148PC | 651.00 | 102 |
| 21 x 60 x 69 | EPC2160PC | 723.00 | 127 |
| 24 x 36 x 69 | EPC2436PC | 602.00 | 94 |
| 24 x 48 x 69 | EPC2448PC | 691.00 | 115.5 |
| 24 x 60 x 69 | EPC2460PC | 771.00 | 132 |
| Joining Clip | EPC (pkg. 6) | \$6.50 | 0.5 |

Enclosure Panels

| PANELS ONLY | | | | |
|-------------|---------|--------------|------------|-------------|
| W" x H" | Model | Post Height" | List Price | Weight Lbs. |
| 12 x 50 | EP1254C | 54 | \$33.00 | 3 |
| 12 x 60 | EP1263C | 63 | 37.00 | 4 |
| 12 x 70 | EP1274C | 74 | 41.00 | 6 |
| 18 x 50 | EP1854C | 54 | 39.00 | 5 |
| 18 x 60 | EP1863C | 63 | 43.00 | 6 |
| 18 x 70 | EP1874C | 74 | 51.00 | 7 |

How to Order Enclosure Panels:

Ends- Panels required for each end according to width.

| Post Height" | 18" Shelf | 21" Shelf | 24" Shelf | 30" Shelf | 36" Shelf |
|--------------|-------------|-------------|-------------|-------------|----------------------------|
| 54 | (1) EP1254C | (1) EP1254C | (1) EP1854C | (2) EP1254C | (1) EP1254C (1) EP1854C |
| 63 | (1) EP1263C | (1) EP1263C | (1) EP1863C | (2) EP1263C | (1) EP1263C (1) EP1863C |
| 74 | (1) EP1274C | (1) EP1274C | (1) EP1874C | (2) EP1274C | (1) EP1274C (1) EP1874C |

Backs- Panels required for Back according to Shelf Length

| Post Height" | 30" Shelf | 36" Shelf | 42" Shelf | 48" Shelf | 54" Shelf | 60" Shelf | 72" Shelf |
|--------------|-------------|----------------------------|-------------|----------------------------|----------------------------|-------------|----------------------------|
| 54 | (2) EP1254C | (1) EP1254C (1) EP1854C | (2) EP1854C | (2) EP1254C (1) EP1854C | (1) EP1254C (2) EP1854C | (3) EP1854C | (1) EP1254C (3) EP1854C |
| 63 | (2) EP1263C | (1) EP1263C (1) EP1863C | (2) EP1863C | (2) EP1263C (1) EP1863C | (1) EP1263C (2) EP1863C | (3) EP1863C | (1) EP1263C (3) EP1863C |
| 74 | (2) EP1274C | (1) EP1274C (1) EP1874C | (2) EP1874C | (2) EP1274C (1) EP1874C | (1) EP1274C (2) EP1874C | (3) EP1874C | (1) EP1274C (3) EP1874C |



JOINING CLIPS

5 GALLON WATER BOTTLE STORAGE RACK

Water Bottle Storage Racks organizes your bottles and stores them off the floor. Easy access and circulation of new and used bottles. Available in 4, 6, 8, 12 and 16 bottle rack capacities.

Features:

- Easily organize and store bulky 5 gallon water bottles.
- Assembles and adjusts without tools.
- 600-800 lb. capacity for each shelf.
- Poly-Z-Brite finish shelves and posts.
- Adjustable feet allows precise height adjustment of each post for complete rack stability.

| W" x D" x H" | Bottle Cap. | Model | Price | Wt. Lbs. |
|--------------|-------------|---------|----------|----------|
| 24 x 18 x 54 | 4 | WSR2418 | \$220.00 | 33.8 |
| 36 x 18 x 54 | 6 | WSR3618 | 246.00 | 39.8 |
| 24 x 24 x 54 | 8 | WSR2424 | 256.00 | 39.0 |
| 36 x 24 x 54 | 12 | WSR3624 | 278.00 | 48.0 |
| 48 x 24 x 54 | 16 | WSR4824 | 322.00 | 61.0 |




WIRE BIN DUMP & BASKET SHELVEING

Wire Bin Dump Shelving

An easy access modular storage system that is both time and space efficient. Full view open design provides inventory control at a glance. Position side-by-side or back-to-back, stack 2 or 3 high for bench top use, stack up to 7 high for free-standing rack or use 14" and 20" deep lower bin with dolly for easy transport. Each bin has a 100 lb. capacity and can be separated into sub-compartments with dividers (sold separately). Industrial strength .283 dia. frame wire with .105 dia. cross wire construction ensures strength and rigidity, chrome finish. Assembles easily. **Dolly Base** Requires one 20" deep bottom bin. Equipped with four, smooth rolling 5" polyurethane wheel swivel casters.



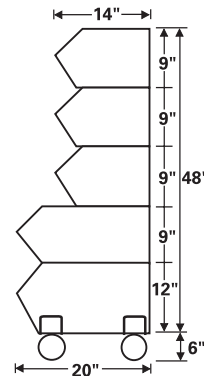
SHOWN WITH OPTIONAL DIVIDERS



SHOWN WITH TWO OPTIONAL DIVIDERS




SHOWN WITH OPTIONAL DIVIDERS AND DOLLY BASE



| DOLLY BASE | | List Price | Wt. Lbs. |
|------------|--------|------------|----------|
| W" x D" | Model | | |
| 36 x 20 | WBD320 | \$170.00 | 32.0 |
| 48 x 20 | WBD420 | 177.00 | 34.0 |

| WIRE BINS | | | | DIVIDERS | | | |
|--------------|---------|------------|-------------|----------|------------|-------------|--|
| W" x D" x H" | Model | List Price | Weight Lbs. | Model | List Price | Weight Lbs. | |
| 36 x 14 x 9 | WB3149 | \$73.00 | 10.0 | WD149 | \$9.00 | 1.0 | |
| 48 x 14 x 9 | WB4149 | 93.00 | 13.0 | WD149 | 9.00 | 1.0 | |
| 36 x 20 x 9 | WB3209 | 81.00 | 12.0 | WD209 | 11.00 | 1.4 | |
| 48 x 20 x 9 | WB4209 | 105.00 | 15.4 | WD209 | 11.00 | 1.4 | |
| 36 x 20 x 12 | WB32012 | 87.00 | 13.5 | WD2012 | 12.00 | 1.6 | |
| 48 x 20 x 12 | WB42012 | 112.00 | 15.0 | WD2012 | 12.00 | 1.6 | |

Wall Mount Basket Shelving



Wall Mount Basket Kits are great for additional storage or retail displays where floor space is limited. Baskets allow for high visibility and quick accessibility. Each basket holds up to 125 lbs, are fully adjustable and easily removable. All components are made from durable steel and are bright chrome plated. Available in two or three basket kits. Order accessory dividers to separate various items.

| WIRE BINS | | | | | | | DIVIDERS | | |
|---------------------|-----------|-------------|-------|------------|----------|------|----------|------------|----------|
| Basket W" x D" x H" | Post Ht." | Basket Qty. | Model | List Price | Wt. Lbs. | | Model | List Price | Wt. Lbs. |
| 36 x 14 x 9 | 9 | 34 | 2 | WMB23149 | \$228.00 | 26.0 | WD149 | \$9.00 | 1.0 |
| 36 x 20 x 9 | 9 | 34 | 2 | WMB23209 | 244.00 | 30.0 | WD149 | 9.00 | 1.0 |
| 36 x 20 x 12 | 9 | 34 | 2 | WMB23201 | 256.00 | 33.0 | WD209 | 11.00 | 1.4 |
| 48 x 14 x 9 | 9 | 34 | 2 | WMB24149 | 268.00 | 32.0 | WD209 | 11.00 | 1.4 |
| 48 x 20 x 9 | 9 | 34 | 2 | WMB24209 | 292.00 | 37.0 | WD2012 | 12.00 | 1.6 |
| 48 x 20 x 12 | 9 | 34 | 2 | WMB24201 | 306.00 | 38.0 | WD2012 | 12.00 | 1.6 |
| 36 x 14 x 9 | 54 | 3 | 3 | WMB33149 | 339.00 | 40.0 | WD149 | 9.00 | 1.0 |
| 36 x 20 x 9 | 54 | 3 | 3 | WMB33209 | 363.00 | 46.0 | WD149 | 9.00 | 1.0 |
| 36 x 20 x 12 | 54 | 3 | 3 | WMB33201 | 381.00 | 51.0 | WD209 | 11.00 | 1.4 |
| 48 x 14 x 9 | 54 | 3 | 3 | WMB34149 | 399.00 | 49.0 | WD209 | 11.00 | 1.4 |
| 48 x 20 x 9 | 54 | 3 | 3 | WMB34209 | 435.00 | 56.0 | WD2012 | 12.00 | 1.6 |
| 48 x 20 x 12 | 54 | 3 | 3 | WMB34201 | 456.00 | 58.0 | WD2012 | 12.00 | 1.6 |

PICK RACKS, TRUCKS & CANTILEVER SHELVING

Bins adjust in 1" height and angle.
3 Ways to assemble:


Angled Down:
Flows parts to front. Provides maximum accessibility.



Flat:
Provides maximum space efficiency.



Angled Up:
Provides maximum bin capacity.



MOBILE UNIT SHOWN WITH OPTIONAL BIN DIVIDERS AND PUSH HANDLE



STATIONARY UNIT SHOWN WITH OPTIONAL BIN DIVIDERS

Pick Racks & Trucks

High visibility and quick retrieval make parts picking and inventory control easy. Three bins have a 100 lb. capacity each and can be angled up, down, flat or any combination depending on requirements. 600 lb. capacity wire shelf Stationary unit has a total capacity of 2400 lbs. Mobile unit has an 1200 lb. capacity, four 5" poly wheel swivel stem casters (2 locking) with donut bumpers. **For additional Bins and Bin Dividers see page 16.** Each additional Bin requires one set of 4 wire bin Collar Hooks. Chrome finish.

| WIRE BIN PICK RACK | | | | WIRE BIN PICK TRUCK | | |
|--------------------|----------|------------|-------------|---------------------|------------|-------------|
| W" x D" x H" | Model | List Price | Weight Lbs. | Model | List Price | Weight Lbs. |
| 36 x 18 x 63 | WBR1836C | \$437.00 | 65.0 | WBT1836C | \$572.00 | 77.0 |
| 36 x 24 x 63 | WBR2436C | 489.00 | 77.0 | WBT2436C | 624.00 | 89.0 |
| 48 x 18 x 63 | WBR1848C | 527.00 | 80.0 | WBT1848C | 662.00 | 92.0 |
| 48 x 24 x 63 | WBR2448C | 587.00 | 95.0 | WBT2448C | 722.00 | 107.0 |



2448CS4

Cantilever Shelving System consists of a pair of upright frames, including the base shelf assembly, **NEXELON** wire shelves and bracket arms in straight or incline type. Can be used in coolers, freezers as well as dry storage areas. Upright frames 12 gauge, 3 1/8" x 1 1/4" tubular steel, 72" high. Bottom shelf is 27" deep, 8 1/2" high. **NEXELON** wire shelves have a 600 lb. capacity. Bracket arms have an 800 lb. capacity. 3000 lb. total capacity. Finished in metallic blue powder epoxy. Limited lifetime warranty against rust and corrosion. **NEXELON** finish is protected by **NEXGARD**, an antimicrobial agent that protects the epoxy coating from bacteria, mold and mildew that cause stains, odors and degradation.



ARMS ADJUST ON 6" CENTERS

Cantilever Shelving

Cantilevered Shelves offer easy access to contents. Shelf height quickly adjusts on 6" increments to meet a variety of your storage needs. Wire shelves are reinforced for extra strength with front-to-back welded top surface ribs.

| FOUR SHELF UNIT | | | | FIVE SHELF UNIT | | | |
|-----------------|---------|------------|-------------|-----------------|------------|-------------|--|
| W" x L" | Model | List Price | Weight Lbs. | Model | List Price | Weight Lbs. | |
| 24 x 36 | 2436CS4 | \$1117.00 | 130.0 | 2436CS5 | \$1285.00 | 143.0 | |
| 24 x 48 | 2448CS4 | 1180.00 | 139.0 | 2448CS5 | 1369.00 | 155.0 | |
| 24 x 60 | 2460CS4 | 1222.00 | 154.0 | 2460CS5 | 1425.00 | 175.0 | |
| 24 x 72 | 2472CS4 | 1282.00 | 169.0 | 2472CS5 | 1505.00 | 195.0 | |

Cantilever Rack

Offers the full access benefit of **Cantilever Rack** plus the ability to store smaller items. 72"H Frame section can be adjusted to widths of 36", 48", 60" or 72" and includes 27" deep bottom shelf for storing smaller items. Straight Arms are ideal for flat items. Store bars, tubes or pipes on 20° Incline Arms. Order one frame assembly and the quantity of straight and/or incline arms desired. 8 arms per upright maximum.

| | Size | Model No. | List Price | Weight Lbs. |
|---------------------|-------------|-----------|---------------|-------------|
| FRAME | 72"H x 24"D | CRF2472 | \$613.00 Each | 66.0 |
| STRAIGHT ARM | 24"L | CRSA24 | 85.00 /Pair | 8.0 |
| INCLINE ARM | 24"L | CRIA24 | 82.00 /Pair | 8.0 |

SPACE - TRAC

High Density Mobile Storage System
Maximize Your Storage with Minimum Floor Space

*Protected by
NEXGard

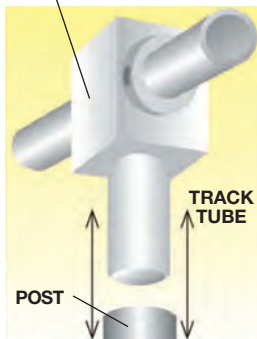


Double your storage space capacity instantly with this economical mobile shelving system. Provides instant access to inventory and allows maximum air and light circulation. Space-Trac is designed to eliminate unnecessary aisles, free-up floor space and increase the number of shelving units that can be used in a designated area. This is done by combining stationary and mobile units, to create or eliminate

aisles as needed. The stainless steel overhead track assures smooth shifting of units, eliminates dirt and debris build-up that usually occurs with floor mounted systems and compensates for uneven floors. Both stationary and mobile units are available with a variety of shelf sizes and finishes. Mobile units have 5" polyurethane wheel casters. Simple installation makes this system practical and easy to use.

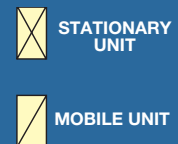
| Model | List Price | Weight Lbs. |
|----------------------------------|-----------------|-------------|
| STATIONARY UNIT KIT | | |
| STS1 | \$252.00 | 5.0 |
| SPACE-TRAC GUIDE BLOCK | | |
| 1010 | \$35.00 | .5 |
| SPACE-TRAC GUIDE BAR CAP | | |
| ST1060 | \$6.00 | .5 |
| SPACE-TRAC LOCKING COLLAR | | |
| 1020 | \$23.00 | .5 |
| JOINING INSERT | | |
| ST1040 | \$76.00 | 1.0 |
| SPACE-TRAC GUIDE BAR | | |
| ST1030 | \$37.00 Per Ft. | .826/Ft. |

GUIDE BLOCK
 (allows for uneven floors)
LOCKING COLLAR



TYPICAL INSTALLATIONS

SINGLE AISLE SYSTEM



DOUBLE AISLE SYSTEM



| MOBILE UNIT KIT | | | | | | | | | | | | | | | |
|-------------------------|----------|------------------------|---------|----------------------|---------|--------------------|---------|-----------------|---------|---------------|---------|------------------------|---------|------------|------|
| SILVER EP SERIES | | BLACK EP SERIES | | *POLY-Z-BRITE | | *POLY-GREEN | | *NEXELON | | CHROME | | STAINLESS STEEL | | Weight | |
| Size* | Model | List Price | Model | List Price | Model | List Price | Model | List Price | Model | List Price | Model | List Price | Model | List Price | Lbs. |
| 14 x 76 | STM147EP | \$429.00 | --- | --- | STM147Z | \$451.00 | --- | --- | STM147N | \$453.00 | STM147C | \$429.00 | --- | --- | 28.0 |
| 14 x 88 | STM148EP | 441.00 | --- | --- | STM148Z | 465.00 | --- | --- | STM148N | 469.00 | STM148C | 441.00 | --- | --- | 30.0 |
| 18 x 76 | STM748EP | 431.00 | STM748B | 431.00 | STM748Z | 453.00 | STM748G | 453.00 | STM748N | 455.00 | STM748C | 431.00 | STM748S | 607.00 | 30.0 |
| 18 x 88 | STM868EP | 443.00 | STM868B | 443.00 | STM868Z | 467.00 | STM868G | 467.00 | STM868N | 471.00 | STM868C | 443.00 | STM868S | 635.00 | 34.0 |
| 21 x 76 | STM741EP | 435.00 | --- | --- | STM741Z | 457.00 | --- | --- | STM741N | 459.00 | STM741C | 435.00 | --- | --- | 31.0 |
| 21 x 88 | STM861EP | 447.00 | --- | --- | STM861Z | 471.00 | --- | --- | STM861N | 475.00 | STM861C | 447.00 | --- | --- | 35.0 |
| 24 x 76 | STM744EP | 437.00 | STM744B | 437.00 | STM744Z | 459.00 | STM744G | 459.00 | STM744N | 461.00 | STM744C | 437.00 | STM744S | 613.00 | 32.0 |
| 24 x 88 | STM864EP | 449.00 | STM864B | 449.00 | STM864Z | 473.00 | STM864G | 473.00 | STM864N | 477.00 | STM864C | 449.00 | STM864S | 641.00 | 36.0 |
| Overall Ht.* - Posts | | | | | | | | | | | | | | | |
| 76 | P74EP | 19.00 | P74B | 19.00 | P74Z | 24.00 | P74G | 24.00 | P74N | 26.00 | P74C | 19.00 | P74S | 68.00 | 4.0 |
| 88 | P86EP | 23.00 | P86B | 23.00 | P86Z | 29.00 | P86G | 29.00 | P86N | 31.00 | P86C | 23.00 | P86S | 78.00 | 5.0 |

How To Order:

Simple to Install, Simple to Use

When choosing component parts, the following factors must be determined:

- 1 - **The length of Space-Trac necessary.**
Combine the widths of necessary stationary and mobile units. Add a minimum of 30" for an aisle and 2" for every mobile unit to compensate for donut bumpers.
- 2 - **All shelves must be same length.** Number and type of shelves can vary.
- 3 - **Height of Unit.** When choosing post height, all units must be same overall height.

4 - **Choose shelf finish.** (see chart on page 3)

5 - **When ordering a Space-Trac shelving unit, remember:**

- A - Each **Stationary Unit** requires 1 Stationary Unit Kit, 4 posts and shelves.
- B - Each **Mobile Unit** requires 1 mobile Unit Kit and shelves.
- C - **Space-Trac Guide Bars** (custom sized to a max. length of 12 ft.) for longer systems require one Joining Insert to connect each additional guide bar ordered.

You must order a guide bar for the front and back length of the system.

Sample Order

What You Would Need To Order For Illustration Shown

A - 2 - Stationary Units

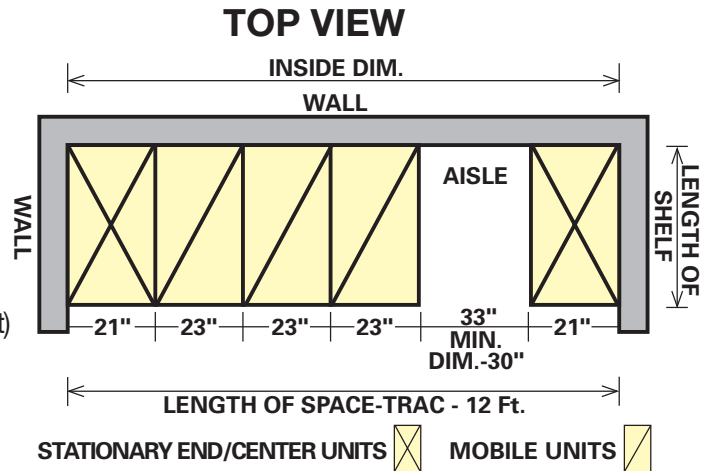
- Consists of: (8) P86C Posts (4 per unit)
- (8) S2148C Shelves (4 per unit)
- (2) STS1 Stationary Unit Kits (1 per unit)

B - 3 - Mobile Units

- Consists of: (3) STM861C Mobile Unit Kits (1 per unit)
- (12) S2148C Shelves (4 per unit)

C - 24 Feet Space Trac Guide Bar

- Consists of: (24) ST1030 Guide Bars
- (2 @12 ft. each)
- (Sold by the foot)



SPACE-TRAC GUIDE BAR - specify required length and order required joining inserts - see example of 16 ft. run.

Model No. **ST1030**

SPACE-TRAC GUIDE BAR END CAP -

Model No. **ST1060**

STATIONARY UNIT KIT

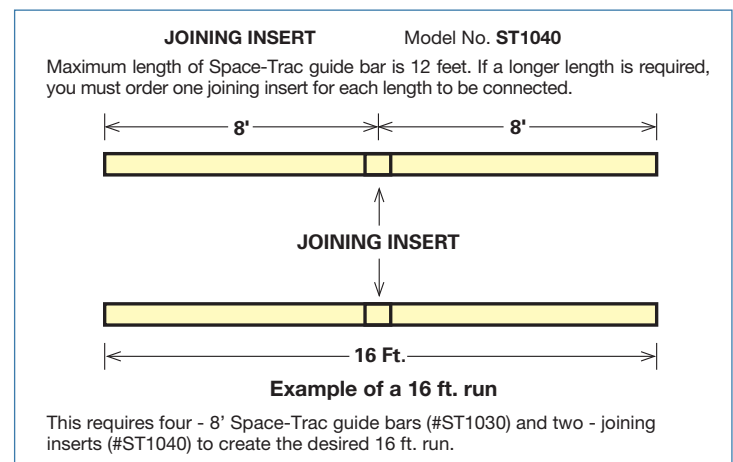
Consists of the following parts:

- (4) Guide Blocks
- (4) Locking Collars
- (4) Foot Plates

MOBILE UNIT KIT - Order shelves separately to match the width of mobile units.

Consists of the following parts:

- (4) Guide Blocks
- (4) Posts
- (4) Casters
- (2) Tie Bars



PARTS & ACCESSORIES

Shelf Dividers

Installs easily without the use of bolts, nuts or clips. Attaches at any point along shelf. 8" high. Chrome or Silver Epoxy finish. 12"H

* Protected by NEXGard



| Size" | CHROME Model | List Price | Wt. Lbs. |
|-------|--------------|------------|----------|
| 14 | AD814C | \$13.00 | 1.5 |
| 18 | AD818C | 14.00 | 2.0 |
| 21 | AD821C | 17.00 | 2.5 |
| 24 | AD824C | 20.00 | 3.0 |
| 30 | AD830C | 21.00 | 3.08 |
| 36 | AD836C | 26.00 | 3.44 |

| Size" | EP SERIES Model | List Price | Wt. Lbs. |
|-------|-----------------|------------|----------|
| 14 | AD814EP | \$11.00 | 1.5 |
| 18 | AD818EP | 12.00 | 2.0 |
| 21 | AD821EP | 15.00 | 2.5 |
| 24 | AD824EP | 17.00 | 3.0 |

Ledges

Snaps onto perimeter of shelf providing 4"H retaining ledge. If higher ledge is required, stack for 8", 12", etc.



| SILVER EP SERIES | | | BLACK EP SERIES | | | *POLY-GREEN | | | CHROME | | |
|------------------|---------|------------|-----------------|------------|--------|-------------|-------|------------|--------|------------|----------|
| Size" | Model | List Price | Model | List Price | Model | List Price | Model | List Price | Model | List Price | Wt. Lbs. |
| 14 | AL414EP | \$9.00 | — | — | — | — | — | — | AL414C | \$10.00 | 0.7 |
| 18 | AL418EP | 10.00 | AL418B | \$10.00 | AL418G | \$10.00 | — | — | AL418C | 11.00 | 1.5 |
| 21 | AL421EP | 11.00 | — | — | — | — | — | — | AL421C | 12.00 | 1.8 |
| 24 | AL424EP | 12.00 | AL424B | 12.00 | AL424G | 12.00 | — | — | AL424C | 14.00 | 2.0 |
| 30 | AL430EP | 13.00 | AL430B | 13.00 | AL430G | 13.00 | — | — | AL430C | 15.00 | 2.3 |
| 36 | AL436EP | 16.00 | AL436B | 16.00 | AL436G | 16.00 | — | — | AL436C | 18.00 | 2.8 |
| 42 | AL442EP | 17.00 | AL442B | 17.00 | AL442G | 17.00 | — | — | AL442C | 20.00 | 3.3 |
| 48 | AL448EP | 20.00 | AL448B | 20.00 | AL448G | 20.00 | — | — | AL448C | 23.00 | 3.8 |
| 54 | AL454EP | 21.00 | AL454B | 21.00 | AL454G | 21.00 | — | — | AL454C | 24.00 | 4.0 |
| 60 | AL460EP | 22.00 | AL460B | 22.00 | AL460G | 22.00 | — | — | AL460C | 25.00 | 4.0 |
| 72 | AL472EP | 25.00 | AL472B | 25.00 | AL472G | 25.00 | — | — | AL472C | 29.00 | 5.0 |



LARGE 1 1/2" SHELF COLLAR HOOK
Model **SSB2C** (Set of 4) Price \$18.00



SMALL 1/2" SHELF COLLAR HOOK
Model **SSB1C** (Set of 4) Price \$18.00



UTILITY BASKET Model **ASW177**
18 3/4" x 11 1/4" x 7 1/2" H. Price Each \$50.00



DOCUMENT HOLDER Model **AH**
12 3/8" x 2" x 8 5/8" H Price Each \$25.00



POST CLAMP
Securely joins two sections together.

| Width" | Space" | Model | Price Ea. |
|--------|--------|-------|-----------|
| 2 5/8 | 7/16 | AC | \$7.00 |
| 3 5/8 | 1 3/8 | ACX | 7.00 |



SHELF COLLAR PLUG
Use on shelf collar.
Model **AL** Price Each \$1.00



POST CAP
Use on top of post.
Model **AP** Price Each \$1.00



RUBBER Mallet
Model **ARM** Price Each \$7.00



WALL MOUNTING BRACKET
Secures posts to wall - 2" clearance.
Model **AW2C** Price Each \$8.00



ALUMINUM SHELF CLIP WITH RETAINER RING
Model **AMA** (Set of 4) Price \$14.00



SHELF CLIP (4 PAIR)
Model **AM** Price Each \$3.00



LOCKING POST COLLAR
Model **APL** (Set of 4) Price \$22.00




NON-MARRING FLOOR GLIDE
Model **AG** (Set of 4) Price \$4.00



POST LEVELER BOLT & INSERT
Model **AX** (Set of 4) Price \$7.00



3 1/2" DONUT BUMPER
Model **AB3** Price Each \$4.00




FOOT PLATE
Model **AF** Price Ea. \$5.00
NO GROWTH FOOT PLATE
Model **AFSG** Price Ea. \$6.00



REPOSITION SUSPENSION HOOKS TO ADJUST SHELVES IN SECONDS!

| Model No. | List Price | Wt. Lbs. |
|-------------|----------------|----------|
| EZSH | \$16.00 | 1 |



| Length" | Color | Model | Price Each |
|---------|-------|--------|------------|
| 3 | Black | ABM3 | \$1.00 |
| 3 | Clear | ABM3C | 1.00 |
| 12 | Clear | ABM12C | 6.00 |
| 24 | Clear | ABM24C | 10.00 |



S HOOK
Price \$11.00 (Pkg. 12)
Use 2 for each add-on shelf.
Model **AS** - Chrome
Model **ASG** - Green
Model **ASB** - Black



WIRE KEYBOARD DRAWER SHELF
Accepts keyboards up to 21"W x 11"D. Has a 6" height adjustment.
25 1/4"W x 15"D x 4 1/4"H.
Model **AKD211** Price \$79.00

Safety Push Handles

Safety Push Handles make maneuvering simple. Safety push handle keeps hands within cart width preventing bumps with walls and objects. Chrome or Silver EP finish.



| Size" | CHROME Model | SILVER EP Model | List Price | Wt. Lbs. |
|-------|--------------|-----------------|------------|----------|
| 18 | AE18C | AE18EP | \$25.00 | 2.0 |
| 21 | AE21C | AE21EP | 26.00 | 2.5 |
| 24 | AE24C | AE24EP | 27.00 | 3.0 |

Utility Cart Handles


Utility Cart Handles are offset tubular handles constructed of 1" steel tubing, grooved on 1" increments for easy shelf adjustment. 33"H. Chrome or Silver EP finish.



| Size" | CHROME Model | SILVER EP Model | List Price | Wt. Lbs. |
|-------|--------------|-----------------|------------|----------|
| 18 | AH18C | AH18EP | \$38.00 | 2.0 |
| 21 | AH21C | AH21EP | 41.00 | 2.5 |
| 24 | AH24C | AH24EP | 44.00 | 3.0 |

Hanger Rails


Hanging Rail can be mounted along the length or width of shelving unit. Hooks can be easily attached to Hanger Rails. Chrome finish.



| Size" | Model | List Price | Wt. Lbs. |
|-------|--------|------------|----------|
| 18 | AHR18C | \$8.00 | 1.2 |
| 24 | AHR24C | 10.00 | 1.5 |
| 36 | AHR36C | 14.00 | 2.0 |
| 48 | AHR48C | 19.00 | 2.5 |
| 60 | AHR60C | 24.00 | 3.0 |
| 72 | AHR72C | 28.00 | 3.5 |

Rods & Clips

Enclose back and/or sides of shelving easily with rods and clips. Contains 3 rods and 12 clips. Chrome finish.



| Size" | Model | List Price/Set | Wt. Lbs. |
|-------|--------|----------------|----------|
| 52 | AR54C3 | \$64.00 | 3 |
| 61 | AR63C3 | 67.00 | 3 |
| 72 | AR74C3 | 70.00 | 3.6 |
| 84 | AR86C3 | 73.00 | 3.9 |

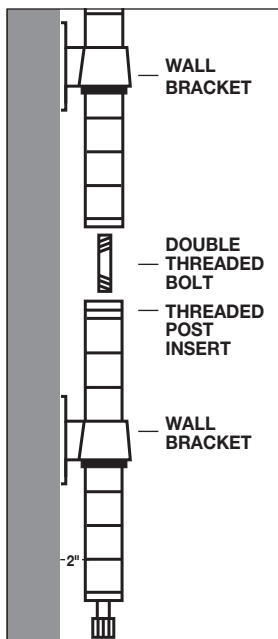
| ADDITIONAL CLIPS | | List Price |
|------------------|--|------------|
| Model | | |
| AT (Set of 12) | | \$10.00 |
| SRT (Each) | | 2.00 |




Upright Extension Kit

Extend the height of your shelving unit instantly. Upright Extension Kit allows you to increase your shelving unit up to a maximum of 140". Extended units must be securely anchored to wall with mounting brackets, kit converts two posts. Two post kit includes two threaded post inserts, two double threaded bolts and four wall mounting brackets. Mounting screws not included.

| UPRIGHT EXTENSION KIT | | |
|-----------------------|------------|----------|
| Model | List Price | Wt. Lbs. |
| AX4C | \$26.00 | 1.0 |



Tray Slide Inserts



Ideal for use on shelving, trucks and carts. Tray Slide Inserts save valuable space by allowing you to suspend trays and tote pans between shelves. Slides fit between any 18" or 24" deep wire shelves when spaced 22" apart. Slides adjust on 1 1/2" centers. Chrome finish. **Single Tray Slide Insert.** Attach a tray below wire 18" or 24" shelf with easy to install brackets to create a slide-out drawer.

| SINGLE TRAY | | |
|-------------|------------|----------|
| Model | List Price | Wt. Lbs. |
| AST24C | \$25.00 | 1.0 |

| MULTI-TRAY | | | |
|------------|-------|------------|----------|
| Size" | Model | List Price | Wt. Lbs. |
| 18 | AT18C | \$64.00 | 9.5 |
| 24 | AT24C | 66.00 | 11.0 |

*See Page 49 for Dividable Modu-Boxes

CART COVERS & SHELF MATS



COVERS ENTIRE CART/TRUCK

Cart Covers

Helps keep contents dust and dirt free. Made of water resistant, 400 denier nylon or 10 gauge vinyl with reinforced corners and double stitching for maximum durability. **Special orders upon request. Cart covers are not returnable.**

| Cover L" x H" | For Use With 18" Unit | | For Use With 24" Unit | | Wt. Lbs. |
|--|-----------------------|------------|-----------------------|------------|----------|
| | Model | List Price | Model | List Price | |
| 400 DENIER NYLON WITH VELCRO CLOSURE | | | | | |
| 36 x 63 | CO1836 | \$156.00 | CO2436 | \$181.00 | 2.5 |
| 48 x 63 | CO1846 | 168.00 | CO2446 | 192.00 | 2.7 |
| 60 x 63 | CO1856 | 181.00 | CO2456 | 218.00 | 3.9 |
| 72 x 63 | CO1866 | 218.00 | CO2466 | 243.00 | 3.0 |
| 36 x 74 | CO1837 | 192.00 | CO2437 | 199.00 | 4.0 |
| 48 x 74 | CO1847 | 207.00 | CO2447 | 227.00 | 4.2 |
| 60 x 74 | CO1857 | 227.00 | CO2457 | 243.00 | 4.4 |
| 72 x 74 | CO1867 | 248.00 | CO2467 | 278.00 | 4.6 |
| Specify Color-Add Suffix: RD (Red), BL (Blue), WH (White). ALL CART COVERS ARE MADE TO ORDER - NON RETURNABLE. | | | | | |
| 10 GAUGE CLEAR CART COVER WITH ZIPPER | | | | | |
| 36 x 63 | CO1836CL | \$212.00 | CO2436CL | \$239.00 | 5.5 |
| 48 x 63 | CO1846CL | 226.00 | CO2446CL | 248.00 | 5.7 |
| 60 x 63 | CO1856CL | 244.00 | CO2456CL | 293.00 | 6.0 |
| 72 x 63 | CO1866CL | 295.00 | CO2466CL | 328.00 | 6.9 |
| 36 x 74 | CO1837CL | 259.00 | CO2437CL | 270.00 | 7.0 |
| 48 x 74 | CO1847CL | 281.00 | CO2447CL | 306.00 | 7.2 |
| 60 x 74 | CO1857CL | 306.00 | CO2457CL | 328.00 | 7.4 |
| 72 x 74 | CO1867CL | 334.00 | CO2467CL | 376.00 | 7.6 |



Shelf Mats

Keep items from falling through open shelving. Durable .035 translucent plastic or 1/8" thick black & white hardboard sheet can be removed easily for cleaning.



DURABLE 0.35 THICK PLASTIC

| TRANSLUCENT SHELF MAT | | | |
|-----------------------|-----------|------------|----------|
| Size" | Shelf Mat | List Price | Wt. Lbs. |
| 14 x 24 | SM1424CL | \$12.00 | 0.3 |
| 14 x 30 | SM1430CL | 13.00 | 0.4 |
| 14 x 36 | SM1436CL | 14.00 | 0.4 |
| 14 x 42 | SM1442CL | 16.00 | 0.5 |
| 14 x 48 | SM1448CL | 18.00 | 0.6 |
| 14 x 54 | SM1454CL | 20.00 | 0.7 |
| 14 x 60 | SM1460CL | 21.00 | 0.9 |
| 14 x 72 | SM1472CL | 27.00 | 1.1 |
| 18 x 24 | SM1824CL | 13.00 | 0.4 |
| 18 x 30 | SM1830CL | 14.00 | 0.6 |
| 18 x 36 | SM1836CL | 15.00 | 0.8 |
| 18 x 42 | SM1842CL | 17.00 | 0.9 |
| 18 x 48 | SM1848CL | 19.00 | 1.1 |
| 18 x 54 | SM1854CL | 21.00 | 1.2 |
| 18 x 60 | SM1860CL | 22.00 | 1.3 |
| 18 x 72 | SM1872CL | 28.00 | 1.5 |

| TRANSLUCENT SHELF MAT | | | |
|---|-----------|------------|----------|
| Size" | Shelf Mat | List Price | Wt. Lbs. |
| 21 x 24 | SM2124CL | 15.00 | 0.5 |
| 21 x 30 | SM2130CL | 16.00 | 0.6 |
| 21 x 36 | SM2136CL | 17.00 | 0.8 |
| 21 x 42 | SM2142CL | 19.00 | 1.0 |
| 21 x 48 | SM2148CL | 21.00 | 1.1 |
| 21 x 54 | SM2154CL | 23.00 | 1.2 |
| 21 x 60 | SM2160CL | 25.00 | 1.3 |
| 21 x 72 | SM2172CL | 30.00 | 1.6 |
| 24 x 24 | SM2424CL | 17.00 | 0.7 |
| 24 x 30 | SM2430CL | 18.00 | 0.8 |
| 24 x 36 | SM2436CL | 19.00 | 1.1 |
| 24 x 42 | SM2442CL | 21.00 | 1.2 |
| 24 x 48 | SM2448CL | 23.00 | 1.4 |
| 24 x 54 | SM2454CL | 25.00 | 1.5 |
| 24 x 60 | SM2460CL | 27.00 | 1.8 |
| 24 x 72 | SM2472CL | 31.00 | 2.1 |
| 30 x 36 | SM3036CL | 35.00 | 1.1 |
| 30 x 48 | SM3048CL | 39.00 | 1.5 |
| 30 x 60 | SM3060CL | 48.00 | 1.9 |
| 30 x 72 | SM3072CL | 54.00 | 2.3 |
| 36 x 36 | SM3636CL | 38.00 | 1.2 |
| 36 x 48 | SM3648CL | 45.00 | 1.2 |
| 36 x 60 | SM3660CL | 51.00 | 2.0 |
| 36 x 72 | SM3672CL | 57.00 | 2.3 |
| BLACK AND WHITE REVERSIBLE SHELF MAT | | | |
| 18 x 36 | SM1836BW | 34.00 | 0.8 |
| 18 x 48 | SM1848BW | 43.00 | 1.1 |

Stem Casters (Set Of 4)

Includes Donut Bumpers

POLYURETHANE

1 1/4" x 5", 1200 lb. capacity per set.

| Type | Model | List Price | Wt. Lbs. |
|---|----------|------------|----------|
| Swivel (Set of 4) | CA5S4 | \$120.00 | 13.0 |
| Swivel w/Brake (Set of 4) | CA5BP4 | 145.00 | 10.0 |
| Swivel, 2 w/Brake (Set of 4) | CA5SB | 135.00 | 15.0 |
| Swivel, 2 w/Brake w/ESD (Set of 4) | CA5SBESD | 225.00 | 15.0 |
| Rigid (Set of 4) | CA5R4* | 195.00 | 15.0 |
| Swivel, 2 w/Brake, 2 Rigid (Set of 4) | CA5RSB* | 170.00 | 10.0 |
| Stainless Steel, Swivel, 2 w/Brake (Set of 4) | CA5SBS | 450.00 | 15.0 |



POLYURETHANE SWIVEL



POLYURETHANE SWIVEL WITH BRAKE



POLYURETHANE RIGID

POLYMER

1 1/4" x 5", 1200lb. capacity per set.

| Type | Model | List Price | Wt. Lbs. |
|-------------------|--------|------------|----------|
| Swivel, 2 w/Brake | CA5SBP | \$250.00 | 10.0 |

PNEUMATIC

2.5" x 8", 1200 lb. capacity per set.

| Type | Model | List Price | Wt. Lbs. |
|------------------------------|---------|------------|----------|
| 2 Swivel, 2 Rigid (Set of 4) | CA85RN* | \$310.00 | 14.0 |



POLYMER SWIVEL



POLYMER SWIVEL WITH BRAKE



PNEUMATIC SWIVEL



PNEUMATIC RIGID

Note: All Stem casters include donut bumpers.

*Requires Tie Bar- See Below



DONUT BUMPER



Tie Bars

| Size" | Model | List Price | Wt. Lbs. |
|-------|-------|------------|----------|
| 14 | ATB14 | \$11.00 | 1.3 |
| 18 | ATB18 | 12.00 | 1.5 |
| 21 | ATB21 | 14.00 | 1.7 |
| 24 | ATB24 | 15.00 | 2.0 |
| 30 | ATB30 | 17.00 | 2.3 |
| 36 | ATB36 | 19.00 | 2.5 |

Rigid Stem Casters require the use of a tie bar to assure rigid caster alignment. The bar connects the casters across the narrow width dimension of the cart or truck. For every two casters ordered, one tie bar must be used. Finished in chrome. The bar size must match shelf width.

Dolly Bases



Allows you to create a heavy duty, mobile shelving unit or cart. Constructed of durable formed steel, chrome plated finish. Includes corner bumpers. **Plate casters must be ordered separately.**

| W" x L" | Model | List Price | Wt. Lbs. |
|---------|---------|------------|----------|
| 18 x 36 | DBC1836 | \$160.00 | 10.0 |
| 18 x 48 | DBC1848 | 180.00 | 12.0 |
| 18 x 60 | DBC1860 | 195.00 | 14.0 |
| 24 x 36 | DBC2436 | 175.00 | 13.0 |
| 24 x 48 | DBC2448 | 195.00 | 15.0 |
| 24 x 60 | DBC2460 | 212.00 | 18.0 |

Plate Casters (Set Of 4)



CAP5RSP



CAP6RSR



CAP8RSR



CAP8RN



CAP5BR

| Swivel Type | Wheel Size" | Plate Size" | Wheel Tread | Model | List Price | Wt. Lbs. | Load Wt. Lbs. |
|--------------------|-------------|-------------|----------------|---------|------------|----------|---------------|
| 2 Swivel/2 w/Brake | 5 x 1 1/4 | 4 x 4 1/2 | Mold on Rubber | CAP5BR | \$110.00 | 9 | 1400 |
| 2 Swivel/2 Rigid | 5 x 1 1/4 | 4 x 4 1/2 | Polyurethane | CAP5RSP | 75.00 | 12 | 1000 |
| 2 Swivel/2 Rigid | 6 x 2 | 4 x 4 1/2 | Mold on Rubber | CAP6RSR | 120.00 | 30 | 2000 |
| 2 Swivel/2 Rigid | 8 x 2 | 4 x 4 1/2 | Mold on Rubber | CAP8RSR | 150.00 | 37 | 2400 |
| 2 Swivel/2 Rigid | 8 x 2.8 | 4 x 4 1/2 | Pneumatic | CAP8RN | 200.00 | 28.4 | 1200 |

Note: For overall height add approximately 1 1/2" to wheel size. Add 3" for 8" caster. * 2 5/8" x 3 5/8" bolt spacing on mounting plates.

SECURITY UNITS & FOLDING TRUCKS

Wire Security Shelving & Trucks

Look to **NEXEL** for a safer and more secure way to store valuable equipment and inventory. Open 2" square grid mesh ensures high visibility, while lockable double door (opens a full 270°) keeps contents protected. Security units feature adjustable levelers and assemble easily. Available in Chrome and Poly-Z-Brite. All units are 66" high with top and bottom shelf.



SHOWN WITH ONE OPTIONAL SHELF

*Protected by NEXGard

NOTE: Available accessories include: Shelf Dividers, Foot Plates, and Tray Slide Inserts

| COMPLETE UNIT W" x L" Model | List Price | Wt. Lbs. | E-Z ADJUST | | STANDARD | | Wt. Lbs. |
|--------------------------------|------------|----------|------------------|------------|------------------|------------|----------|
| | | | ADDL SHELF Model | List Price | ADDL SHELF Model | List Price | |
| *POLY-Z-BRITE | | | | | | | |
| 24 x 36 SU2436Z | \$1051.00 | 165.0 | S2436AZ | \$87.00 | S2436Z | \$65.00 | 12.0 |
| 24 x 48 SU2448Z | \$1191.00 | 192.0 | S2448AZ | 105.00 | S2448Z | 82.00 | 15.0 |
| 24 x 60 SU2460Z | \$1346.00 | 224.0 | S2460AZ | 126.00 | S2460Z | 100.00 | 21.0 |
| CHROME | | | | | | | |
| 14 x 36 SU1436C | 847.00 | 151.0 | S1436AC | 62.00 | S1436C | 44.00 | 9.5 |
| 14 x 48 SU1448C | 975.00 | 178.0 | S1448AC | 72.00 | S1448C | 53.00 | 12.0 |
| 18 x 36 SU1836C | 869.00 | 156.0 | S1836AC | 70.00 | S1836C | 48.00 | 9.0 |
| 18 x 48 SU1848C | 1031.00 | 181.0 | S1848AC | 81.00 | S1848C | 63.00 | 12.0 |
| 24 x 36 SU2436C | 1013.00 | 165.0 | S2436AC | 83.00 | S2436C | 62.00 | 12.0 |
| 24 x 48 SU2448C | 1145.00 | 192.0 | S2448AC | 101.00 | S2448C | 75.00 | 15.0 |
| 24 x 60 SU2460C | 1298.00 | 224.0 | S2460AC | 121.00 | S2460C | 92.00 | 21.0 |

| 2 SIDE PANELS & BACK | | | | | | |
|----------------------|---------------|------------|----------|---------|------------|----------|
| W" x L" x H" | *POLY-Z-BRITE | | Wt. Lbs. | CHROME | | Wt. Lbs. |
| | Model | List Price | | Model | List Price | |
| 14 x 36 x 59 | — | — | — | SP3614C | \$325.00 | 65.0 |
| 14 x 48 x 59 | — | — | — | SP4814C | 375.00 | 77.0 |
| 18 x 36 x 59 | — | — | — | SP3618C | 350.00 | 68.0 |
| 18 x 48 x 59 | — | — | — | SP4818C | 400.00 | 77.0 |
| 24 x 36 x 59 | SP2436Z | \$425.00 | 69.0 | SP2436C | 420.00 | 69.0 |
| 24 x 48 x 59 | SP2448Z | 465.00 | 79.0 | SP2448C | 460.00 | 79.0 |
| 24 x 60 x 59 | SP2460Z | 515.00 | 89.0 | SP2460C | 510.00 | 89.0 |

| DOOR SET | | | | | | |
|--------------|---------------|------------|----------|---------|------------|----------|
| W" x L" x H" | *POLY-Z-BRITE | | Wt. Lbs. | CHROME | | Wt. Lbs. |
| | Model | List Price | | Model | List Price | |
| 14 x 36 x 59 | — | — | — | SD3614C | \$364.00 | 33.5 |
| 14 x 48 x 59 | — | — | — | SD4814C | 424.00 | 42.5 |
| 18 x 36 x 59 | — | — | — | SD3618C | 353.00 | 54.5 |
| 18 x 48 x 59 | — | — | — | SD4818C | 435.00 | 65.0 |
| 24 x 36 x 59 | SD36Z | \$404.00 | 54.0 | SD36C | 399.00 | 54.0 |
| 24 x 48 x 59 | SD48Z | 470.00 | 66.0 | SD48C | 465.00 | 66.0 |
| 24 x 60 x 59 | SD60Z | 539.00 | 78.0 | SD60C | 534.00 | 78.0 |



OPTIONAL SHELF

1200 lb. capacity

| Model | List Price |
|----------|------------|
| NTF1200 | \$755.00 |
| NTFS1000 | 190.00 |

Folding Steel Shelf Truck

Folding Shelf Trucks Fold to a Compact 61/2" and have a 2000 Lb. Capacity! Rugged versatile trucks fold to save space, and permit clear view of contents. Fold-up shelves can accommodate bulky items and allow the units to fold completely flat or nest in a compact "L shape". A spring-loaded latch safely secures the folded shelves. The 1" x 1" square tubing construction is non-corroding zinc-plated steel with a clear epoxy powder coat finish.

| Truck Type | L" x W" x H" | Shelf Qty. | Cap. Lbs. | Model | Price |
|--------------------|--------------|------------|-----------|-----------|-----------|
| Solid Tilt Shelf | 38 x 25 x 66 | 3 | 2000 | NTF2000 | \$1250.00 |
| Slatted Tilt Shelf | 48 x 26 x 68 | 3 | 2000 | NTF2000SL | 1350.00 |

Nest-a-Way Folding Truck

Strong 16 gauge tubular steel frame folds and nests for space saving storage. 42" x 30" bottom shelf folds up and right side folds in forming an "L" shape for easy, compact storage. 6" x 2" mold-on rubber casters, 2 swivel, 2 rigid. Optional shelf is 42"W x 30"D, has a 1000 lb. capacity and hangs onto trucks welded cross members. Durable gray enamel finish. 43"W x 32"D x 67"H overall. Easy assembly.

Security Truck

These **Security Trucks** feature the same quality construction as the stationary security units on the previous page. Keep valuable items such as meats, liquor, silver, pharmaceuticals, syringes and expensive tools secure and at the same time be able to transport them throughout your facility. Lockable doors prevent items from falling out of truck while in transit. Standard duty comes with 5" polyurethane swivel casters. Heavy duty comes with 5" molded rubber swivel casters, two with brakes and Dolly Base. Compact size makes it ideal for permanent inventory storage. 69"H. Available in Chrome and Poly-Z-Brite finish. ***For two brake casters, add "B" suffix to model and \$15.00 to price.**



STANDARD UNIT -
Features stem casters with 3" donut bumpers.



HEAVY DUTY UNIT -
Features rugged dolly base platform with plate casters and corner bumpers.

*Protected by NEXGard

MODEL STS2448C SHOWN WITH 1 OPTIONAL INTERIOR SHELF AND DOCUMENT HOLDER WITH OPTIONAL BRAKE CASTERS

MODEL STH2448CB SHOWN WITH 2 OPTIONAL INTERIOR SHELVES

| W" x L" | STANDARD | | | Wt. Lbs. | HEAVY DUTY | | | Wt. Lbs. | E-Z ADJUST ADDL. SHELF | | STANDARD ADDL. SHELF | | Wt. Lbs. |
|----------------------|----------|------------|-------|-----------|------------|------------|---------|----------|------------------------|------------|----------------------|------------|----------|
| | Model | List Price | | | Model | List Price | | | Model | List Price | Model | List Price | |
| *POLY-Z-BRITE | | | | | | | | | | | | | |
| 24 x 36 | STS2436Z | \$1167.00 | 174.0 | STH2436ZB | \$1332.00 | 187.0 | S2436AZ | \$87.00 | S2436Z | \$65.00 | 12.0 | | |
| 24 x 48 | STS2448Z | 1307.00 | 201.0 | STH2448ZB | 1492.00 | 216.0 | S2448AZ | 105.00 | S2448Z | 82.00 | 15.0 | | |
| 24 x 60 | STS2460Z | 1462.00 | 239.0 | STH2460ZB | 1664.00 | 257.0 | S2460AZ | 126.00 | S2460Z | 100.00 | 21.0 | | |
| CHROME | | | | | | | | | | | | | |
| 18 x 36 | STS1836C | 987.00 | 169.0 | STH1836CB | 1137.00 | 175.0 | S1836AC | 70.00 | S1836C | 48.00 | 9.0 | | |
| 18 x 48 | STS1848C | 1149.00 | 194.0 | STH1848CB | 1319.00 | 202.0 | S1848AC | 81.00 | S1848C | 63.00 | 12.0 | | |
| 24 x 36 | STS2436C | 1131.00 | 174.0 | STH2436CB | 1296.00 | 187.0 | S2436AC | 83.00 | S2436C | 62.00 | 12.0 | | |
| 24 x 48 | STS2448C | 1263.00 | 201.0 | STH2448CB | 1448.00 | 216.0 | S2448AC | 101.00 | S2448C | 75.00 | 15.0 | | |
| 24 x 60 | STS2460C | 1416.00 | 239.0 | STH2460CB | 1618.00 | 257.0 | S2460AC | 121.00 | S2460C | 92.00 | 21.0 | | |



FOLDS TO 6"

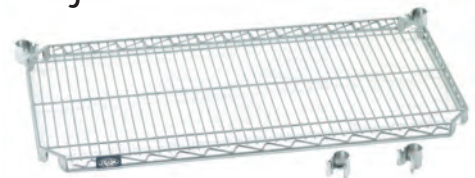


| Model | List Price | Wt. Lbs. |
|---------|------------|----------|
| STF2000 | \$1225.00 | 243.0 |

Fold-Up Security Truck

Help protect inventory from theft and damage with this completely enclosed truck. Open construction reduces dust accumulation and increases visibility. Fold to 6" for compact storage. Heavy gauge 1" x 2" wire mesh. 1" square tubing covered with 20 ga. sheet metal. Solid center shelf divides truck into two 34"H compartments and increases strength of unit. 2 rigid and 2 swivel 6" x 2" molded on rubber wheel casters increase mobility. 44 1/2" x 27" x 76"H. 2000 lb. capacity. Padlockable. Gray epoxy finished. Ships assembled.

Optional E-Z Adjust Shelves



Optional **E-Z Adjust Shelves** allow for shelf adjustment, removal or addition without disassembling the entire unit. Just lift off shelf and reposition to desired height.



WIRE SHELF TRUCKS

Wire Shelf Stem Caster Trucks

Provides high visibility and easy 4-way access. Ensures quick and efficient inventory control. Ideal for mobile storage requirements. Allows air to circulate throughout, eliminating dust and dirt build-up. Allows you to keep linens, food items, stocked products and other regularly used items on hand, throughout the workplace. Locking post collars are recommended for rough use over the

road vibration and jolting. Order one per shelf. Part No. APL. See page 20. **Truck consists of 4 posts, 4 shelves, plastic shelf clips, donut bumpers and swivel casters.** Posts are 63"H. 5" polyurethane stem casters that have a 1200 lb. load capacity and is 69" overall height or 8" full pneumatic stem casters with a 1200 lb. capacity and is 72" overall height.



*Protected by
NEXELGARD

For two brake casters add "B" suffix to model and \$15.00 to price

| W" x L" | POLYURETHANE WHEEL | | | | PNEUMATIC WHEEL | | | | Wt. Lbs. |
|---------|------------------------|------------|-------------------|------------|------------------------|------------|-------------------|------------|----------|
| | Model | List Price | Model | List Price | Model | List Price | Model | List Price | |
| | SILVER EP | | BLACK EP | | SILVER EP | | BLACK EP | | |
| 18 x 36 | C1836PE | \$348.00 | C1836PB | \$348.00 | C1836NE | \$550.00 | C1836NB | \$550.00 | 62.0 |
| 18 x 48 | C1848PE | 396.00 | C1848PB | 396.00 | C1848NE | 598.00 | C1848NB | 598.00 | 72.0 |
| 18 x 60 | C1860PE | 432.00 | C1860PB | 432.00 | C1860NE | 634.00 | C1860NB | 634.00 | 92.0 |
| 21 x 36 | C2136PE | 376.00 | — | — | C2136NE | 580.00 | — | — | 68.0 |
| 21 x 48 | C2148PE | 416.00 | — | — | C2148NE | 620.00 | — | — | 80.0 |
| 21 x 60 | C2160PE | 468.00 | — | — | C2160NE | 672.00 | — | — | 96.0 |
| 24 x 36 | C2436PE | 396.00 | C2436PB | 396.00 | C2436NE | 601.00 | C2436NB | 601.00 | 76.0 |
| 24 x 48 | C2448PE | 436.00 | C2448PB | 436.00 | C2448NE | 641.00 | C2448NB | 641.00 | 88.0 |
| 24 x 60 | C2460PE | 500.00 | C2460PB | 500.00 | C2460NE | 705.00 | C2460NB | 705.00 | 108.0 |
| | *POLY-Z-BRITE | | POLY-GREEN | | *POLY-Z-BRITE | | POLY-GREEN | | |
| 18 x 36 | C1836PZ | \$420.00 | C1836PG | \$420.00 | C1836NZ | \$622.00 | C1836NG | \$622.00 | 62.0 |
| 18 x 48 | C1848PZ | 472.00 | C1848PG | 472.00 | C1848NZ | 674.00 | C1848NG | 674.00 | 72.0 |
| 18 x 60 | C1860PZ | 528.00 | C1860PG | 528.00 | C1860NZ | 730.00 | C1860NG | 730.00 | 92.0 |
| 21 x 36 | C2136PZ | 452.00 | — | — | C2136NZ | 656.00 | — | — | 68.0 |
| 21 x 48 | C2148PZ | 492.00 | — | — | C2148NZ | 696.00 | — | — | 80.0 |
| 21 x 60 | C2160PZ | 556.00 | — | — | C2160NZ | 760.00 | — | — | 96.0 |
| 24 x 36 | C2436PZ | 468.00 | C2436PG | 468.00 | C2436NZ | 673.00 | C2436NG | 673.00 | 68.0 |
| 24 x 48 | C2448PZ | 536.00 | C2448PG | 536.00 | C2448NZ | 741.00 | C2448NG | 741.00 | 80.0 |
| 24 x 60 | C2460PZ | 608.00 | C2460PG | 608.00 | C2460NZ | 813.00 | C2460NG | 813.00 | 96.0 |
| | CHROME | | *NEXELON | | CHROME | | *NEXELON | | |
| 18 x 36 | C1836PC | \$380.00 | C1836PN | \$468.00 | C1836NC | \$582.00 | C1836NN | \$670.00 | 62.0 |
| 18 x 48 | C1848PC | 440.00 | C1848PN | 524.00 | C1848NC | 642.00 | C1848NN | 726.00 | 72.0 |
| 18 x 60 | C1860PC | 484.00 | C1860PN | 576.00 | C1860NC | 686.00 | C1860NN | 778.00 | 92.0 |
| 21 x 36 | C2136PC | 420.00 | C2136PN | 504.00 | C2136NC | 624.00 | C2136NN | 708.00 | 68.0 |
| 21 x 48 | C2148PC | 460.00 | C2148PN | 552.00 | C2148NC | 664.00 | C2148NN | 756.00 | 80.0 |
| 21 x 60 | C2160PC | 520.00 | C2160PN | 624.00 | C2160NC | 724.00 | C2160NN | 828.00 | 96.0 |
| 24 x 36 | C2436PC | 436.00 | C2436PN | 528.00 | C2436NC | 641.00 | C2436NN | 733.00 | 76.0 |
| 24 x 48 | C2448PC | 488.00 | C2448PN | 612.00 | C2448NC | 693.00 | C2448NN | 817.00 | 88.0 |
| 24 x 60 | C2460PC | 556.00 | C2460PN | 668.00 | C2460NC | 761.00 | C2460NN | 873.00 | 108.0 |
| | STAINLESS STEEL | | | | STAINLESS STEEL | | | | |
| 18 x 36 | C1836PS | \$1124.00 | — | — | C1836NS | \$1326.00 | — | — | 62.0 |
| 18 x 48 | C1848PS | 1312.00 | — | — | C1848NS | 1514.00 | — | — | 72.0 |
| 18 x 60 | C1860PS | 1556.00 | — | — | C1860NS | 1758.00 | — | — | 72.0 |
| 24 x 36 | C2436PS | 1328.00 | — | — | C2436NS | 1533.00 | — | — | 76.0 |
| 24 x 48 | C2448PS | 1544.00 | — | — | C2448NS | 1749.00 | — | — | 88.0 |
| 24 x 60 | C2460PS | 1828.00 | — | — | C2460NS | 2033.00 | — | — | 88.0 |



*Protected by
NEXELGARD

SHOWN WITH OPTIONAL LEDGES, DIVIDER AND 8" PNEUMATIC WHEELS

Durability is the key to this mobile storage unit. Designed to answer a variety of material handling, food service and health facility needs. Open construction ensures easy access, while solid dolly base provides maximum stability. This truck is engineered to handle daily abuse for a lifetime of use. **Truck consists of 4 posts, 4 shelves, plastic shelf clips, truck dolly with corner rubber bumper and two swivel and two rigid casters.** Posts are 63"H. Available with 5" rubber wheel plate casters that have a 1000 lb. load capacity and is 69" overall height or 8" pneumatic wheel plate casters with a 1400 lb. load capacity and is 72" overall height. Dolly base is heavy duty steel. Chrome finish.

See Page 20 For
Optional Accessories

Wire Shelf Dolly Trucks

| W" x L" | RUBBER WHEEL TWO W/BRAKE | | | | PNEUMATIC WHEEL CASTERS | | | | Wt. Lbs. |
|---------|--------------------------|------------|-------------------|------------|-------------------------|------------|-------------------|------------|----------|
| | Model | List Price | Model | List Price | Model | List Price | Model | List Price | |
| | SILVER EP | | BLACK EP | | SILVER EP | | BLACK EP | | |
| 18 x 36 | D1836REB | \$498.00 | D1836RBB | \$498.00 | D1836NE | \$588.00 | D1836NB | \$588.00 | 71.0 |
| 18 x 48 | D1848REB | 566.00 | D1848RBB | 566.00 | D1848NE | 656.00 | D1848NB | 656.00 | 83.0 |
| 18 x 60 | D1860REB | 617.00 | D1860RBB | 617.00 | D1860NE | 707.00 | D1860NB | 707.00 | 105.0 |
| 24 x 36 | D2436REB | 561.00 | D2436RBB | 561.00 | D2436NE | 651.00 | D2436NB | 651.00 | 88.0 |
| 24 x 48 | D2448REB | 621.00 | D2448RBB | 621.00 | D2448NE | 711.00 | D2448NB | 711.00 | 102.0 |
| 24 x 60 | D2460REB | 702.00 | D2460RBB | 702.00 | D2460NE | 792.00 | D2460NB | 792.00 | 125.0 |
| | *POLY-Z-BRITE | | POLY-GREEN | | *POLY-Z-BRITE | | POLY-GREEN | | |
| 18 x 36 | D1836RZB | \$570.00 | D1836RGB | \$570.00 | D1836NZ | \$660.00 | D1836NG | \$660.00 | 71.0 |
| 18 x 48 | D1848RZB | 642.00 | D1848RGB | 642.00 | D1848NZ | 732.00 | D1848NG | 732.00 | 83.0 |
| 18 x 60 | D1860RZB | 713.00 | D1860RGB | 713.00 | D1860NZ | 803.00 | D1860NG | 803.00 | 105.0 |
| 24 x 36 | D2436RZB | 633.00 | D2436RGB | 633.00 | D2436NZ | 723.00 | D2436NG | 723.00 | 88.0 |
| 24 x 48 | D2448RZB | 721.00 | D2448RGB | 721.00 | D2448NZ | 811.00 | D2448NG | 811.00 | 102.0 |
| 24 x 60 | D2460RZB | 810.00 | D2460RGB | 810.00 | D2460NZ | 900.00 | D2460NG | 900.00 | 125.0 |
| | *NEXELON | | CHROME | | *NEXELON | | CHROME | | |
| 18 x 36 | D1836RNB | \$618.00 | D1836RCB | \$530.00 | D1836NN | \$508.00 | D1836NC | \$620.00 | 71.0 |
| 18 x 48 | D1848RNB | 694.00 | D1848RCB | 610.00 | D1848NN | 784.00 | D1848NC | 700.00 | 83.0 |
| 18 x 60 | D1860RNB | 761.00 | D1860RCB | 669.00 | D1860NN | 851.00 | D1860NC | 759.00 | 105.0 |
| 24 x 36 | D2436RNB | 693.00 | D2436RCB | 601.00 | D2436NN | 783.00 | D2436NC | 691.00 | 88.0 |
| 24 x 48 | D2448RNB | 797.00 | D2448RCB | 673.00 | D2448NN | 887.00 | D2448NC | 763.00 | 102.0 |
| 24 x 60 | D2460RNB | 870.00 | D2460RCB | 758.00 | D2460NN | 960.00 | D2460NC | 848.00 | 125.0 |
| | STAINLESS STEEL | | | | STAINLESS STEEL | | | | |
| 18 x 36 | D1836RSB | \$1274.00 | — | — | D1836NS | \$1364.00 | — | — | 71.0 |
| 18 x 48 | D1848RSB | 1482.00 | — | — | D1848NS | 1572.00 | — | — | 83.0 |
| 18 x 60 | D1860RSB | 1741.00 | — | — | D1860NS | 1831.00 | — | — | 83.0 |
| 24 x 36 | D2436RSB | 1493.00 | — | — | D2436NS | 1583.00 | — | — | 88.0 |
| 24 x 48 | D2448RSB | 1729.00 | — | — | D2448NS | 1819.00 | — | — | 102.0 |
| 24 x 60 | D2460RSB | 2030.00 | — | — | D2460NS | 2120.00 | — | — | 102.0 |



WLS60



WLS30



69" H MOBILE LAN UNIT

1200 lb. Capacity

MLS1848B

Wire Lan Work Stations

Designed to support and consolidate all your Local Area Network (LAN) equipment. This extra strong Workstation features an extra-deep 30", gray laminated work surface to accommodate all your networked computer space needs. Comes complete with four posts and three 18"D wire shelves. 74" high overall. Optional accessories include keyboard drawer, shelf ledges, shelf dividers and document holder. Chrome finish. See page 20 and 23 for optional accessories.

| Description | Model | List Price | Wt. Lbs. |
|----------------------|-------|------------|----------|
| 30"W Lan Workstation | WLS30 | \$400.00 | 72 |
| 60"W Lan Workstation | WLS60 | 675.00 | 148 |
| 72"W Lan Workstation | WLS72 | 775.00 | 160 |

Mobile Lan Stations

Holds your LAN equipment in one organized workcenter! Each 69"H mobile units consists of four wire shelves, four posts, one slide out keyboard shelf (for keyboards up to 23"W x 11"D) and four 5" polyurethane swivel casters (two with brakes). Available in both Chrome and Black Epoxy finishes. See page 20 for optional accessories.

| W" x D" x H" | CHROME | List Price | BLACK EP | List Price | Wt. Lbs. |
|--------------|----------|------------|----------|------------|----------|
| 36 x 18 x 69 | MLS1836C | \$474.00 | MLS1836B | \$442.00 | 75 |
| 48 x 18 x 69 | MLS1848C | 534.00 | MLS1848B | 490.00 | 85 |
| 60 x 18 x 69 | MLS1860C | 578.00 | MLS1860B | 526.00 | 105 |
| 72 x 18 x 69 | MLS1872C | 622.00 | MLS1872B | 570.00 | 117 |
| 36 x 24 x 69 | MLS2436C | 530.00 | MLS2436B | 490.00 | 89 |
| 48 x 24 x 69 | MLS2448C | 582.00 | MLS2448B | 530.00 | 113 |
| 60 x 24 x 69 | MLS2460C | 650.00 | MLS2460B | 594.00 | 121 |
| 72 x 24 x 69 | MLS2472C | 718.00 | MLS2472B | 646.00 | 141 |

LAPTOP, CHROMEBOOK & TABLET CHARGING CARTS

Charging carts keep your mobile device fleet charged and ready-to-go while providing protection from tampering and theft. Made with all steel construction, each have a wide, non-skid top surface for supplies and equipment. Each side is perforated for ventilation and the doors are channel reinforced and feature 3-point locking for extra security. Feature surge-protected outlets. Choose the slot size that will accommodate your mobile device for best compatibility. Rolls easily on 4" rubber casters (2 swivel, 2 swivel w/brake).

Offered in unassembled versions for savings on price and shipping or opt for versions with the cabinet and shelves fully assembled (add a suffix "A" to Model #) to meet your needs. Assembled carts not returnable.



CC4375



CC4324BK



CC2436BK



CC2412

| Model | Color | Overall Dim. | | | Cap. | Tablet | Chromebook | Laptop | Slot/Shelf W" x D" x H" | READY TO ASSEMBLE | ASSEMBLED ADD SUFFIX A | Wt. Lbs. |
|----------|-------|--------------|------|------|------|--------|------------|--------|-------------------------|-------------------|------------------------|----------|
| | | W" | D" | H" | | | | | | List Price | List Price | |
| CC2412PY | Putty | 24 | x 21 | x 40 | 12 | Yes | Yes | Yes | (8) 24 x 16 Shelves | \$825.00 | \$925.00 | 104 |
| CC2412BK | Black | 24 | x 21 | x 40 | 12 | Yes | Yes | Yes | (8) 24 x 16 Shelves | 825.00 | 925.00 | 104 |
| CC4324PY | Putty | 43 1/2 | x 21 | x 40 | 24 | Yes | Yes | Yes | (8) 4 x 16 Shelves | 1375.00 | 1600.00 | 162 |
| CC4324BK | Black | 43 1/2 | x 21 | x 40 | 24 | Yes | Yes | Yes | (8) 41 x 16 Shelves | 1375.00 | 1600.00 | 162 |
| CC2436PY | Putty | 24 | x 21 | x 40 | 36 | Yes | Up to 11" | No | 1 5/8 x 12 x 10 3/8 | 1500.00 | 1725.00 | 119 |
| CC2436BK | Black | 24 | x 21 | x 40 | 36 | Yes | Up to 11" | No | 1 5/8 x 12 x 10 3/8 | 1500.00 | 1725.00 | 119 |
| CC4375PY | Putty | 43 1/2 | x 21 | x 40 | 75 | Yes | Up to 11" | No | 1 5/8 x 12 x 10 3/8 | 1800.00 | 2075.00 | 152 |

MODUBOX CARRIER/SOLID SHELF TRUCK

ModuBox Parts Carrier

ModuBox Parts Carrier features adjustable slides for easy box access. Boxes slide in and out for maximum access and storage. Slides adjust on one inch increments. Chrome finish. 1,200 lb. capacity. Polyurethane casters, two with brake. ModuBoxes can be ordered separately.

| Size" | Model | Levels | List Price | Wt. |
|--------------|----------|--------|------------|-----|
| 21 x 24 x 48 | 21243CP4 | 4 | \$383.00 | 53 |
| 21 x 24 x 69 | 21246CP7 | 7 | 470.00 | 67 |
| Extra Slides | 24BSC | --- | 25.00 | 2.5 |



SEE PAGE 49
TO ORDER
MODUBOXES



SHOWN WITH OPTIONAL
LEDGES, DIVIDERS, SAFETY
HANDLE AND DOCUMENT
HOLDER

SHOWN WITH TWO OPTIONAL
BRAKING CASTERS

Solid Shelf Stem Caster Truck

Keep linens, food items, stocked products and other regularly used items on hand, throughout the workplace. Ideal for mobile storage requirements. Easy 4-way access and visibility. Ensures quick and efficient inventory control. **Truck** consists of 4 posts, 4 solid shelves, plastic shelf clips, donut bumpers and 5" dia. swivel casters. Posts are 63"H. Overall truck height is 69". Polyurethane wheel stem casters have a 1200 lb. load capacity.

| W" x L" | *FOUR SWIVEL POLYURETHANE CASTERS | | | | Wt. Lbs. |
|---------|-----------------------------------|--------------------|-----------------|-------|----------|
| | GALVANIZED | | STAINLESS STEEL | | |
| Model | List Price | Model | List Price | | |
| 18 x 36 | C1836PSZ4 \$692.00 | C1836PSS \$1340.00 | | 88.0 | |
| 18 x 48 | C1848PSZ4 756.00 | C1848PSS 1596.00 | | 104.0 | |
| 18 x 60 | C1860PSZ4 844.00 | --- | --- | 120.0 | |
| 18 x 72 | C1872PSZ4 896.00 | --- | --- | 136.0 | |
| 24 x 36 | C2436PSZ4 752.00 | C2436PSS 1600.00 | | 100.0 | |
| 24 x 48 | C2448PSZ4 868.00 | C2448PSS 1880.00 | | 120.0 | |
| 24 x 60 | C2460PSZ4 956.00 | --- | --- | 148.0 | |
| 24 x 72 | C2472PSZ4 1088.00 | --- | --- | 176.0 | |

*For Two brake casters add "B" and \$15.00 to the price.

SEE PAGE 8
FOR OPTIONAL
ACCESSORIES



Solid Shelf Dolly Base Truck

Engineered to handle daily abuse for a lifetime of use. Durable construction answers a variety of material handling, food service and health facility needs. Dolly base is heavy duty steel, chrome plated, and provides maximum stability. **Truck** consists of 4 posts, 4 solid shelves, plastic shelf clips, truck dolly with rubber corner bumper and 5" dia. swivel casters, two with brakes. Posts are 63"H. Overall truck height is 69". Rubber plate casters have a 1,400 lb. load capacity.



| W" x L" | *FOUR SWIVEL POLYURETHANE CASTERS | | | | Wt. Lbs. |
|---------|-----------------------------------|---------------------|-----------------|-------|----------|
| | GALVANIZED | | STAINLESS STEEL | | |
| Model | List Price | Model | List Price | | |
| 18 x 36 | D1836RSZB \$842.00 | D1836RSSB \$1490.00 | | 98.0 | |
| 18 x 48 | D1848RSZB 926.00 | D1848RSSB 1766.00 | | 116.0 | |
| 18 x 60 | D1860RSZB 1029.00 | --- | --- | 134.0 | |
| 24 x 36 | D2436RSZB 917.00 | D2436RSSB 1765.00 | | 113.0 | |
| 24 x 48 | D2448RSZB 1053.00 | D2448RSSB 2065.00 | | 135.0 | |
| 24 x 60 | D2460RSZB 1158.00 | --- | --- | 166.0 | |



**Trays
Optional**



Tray Trucks

Open Design allows easy access and removal of contents, while minimizing dust accumulation and providing maximum air circulation. Highly space efficient. Trays adjust and remove easily and quickly. Non-Marring 5" x 1 1/4" polyurethane swivel casters (2 with brake) make your units mobile. Carts available in two different sizes. Chrome finish. Uses 26" x 18" trays, optional. Available in both side load and end load. Our optional tray stop kit is available to help prevent trays from sliding out of cart. Stops fit both end load and side load trucks. **Optional Trays** are 26" x 18" and temperature resistant from -60° to 250° F. Standard Trays are molded of off-white Fiberglass and have wire reinforced edges for extra strength. ESD Conductive Trays are molded of black thermoset composite material with permanent surface resistivity of <105 ohms/CQ.

| TRAY TRUCK | | Tray Capacity | Model | List Price | Weight Lbs. |
|--------------|----|---------------|---------|------------|-------------|
| 18 x 30 x 39 | 19 | 19 | TT19C | \$348.00 | 44.4 |
| 18 x 30 x 68 | 39 | 39 | TT39C | 465.00 | 73.8 |
| 21 x 30 x 39 | 19 | 19 | TT19CEL | 460.00 | 44.4 |
| 21 x 30 x 68 | 39 | 39 | TT39CEL | 525.00 | 73.8 |

ESD Conversion Kit includes conductive Aluminum Shelf Sleeves and dissipative ground chain.

| TRAY STOP KITS | | List Price | Weight Lbs. |
|-----------------|-------|------------|-------------|
| 39 Cart Height" | Model | Price | Lbs. |
| 39 | TS39C | \$46.00 | 7.0 |
| 68 | TS68C | 59.00 | 12.0 |

| TRAYS | | List Price | Weight Lbs. |
|------------|--------|------------|-------------|
| Tray Style | Model | Price | Lbs. |
| Standard | FT2618 | \$47.00 | 3.5 |
| ESD | CT2618 | 52.00 | 3.5 |

Aluminum Shelf Clip



Aluminum Shelf Clips are used for high temperatures, heavy duty mobile trucks or conductive requirements. Clips come (4) per pack.

| Description | Model | List Price |
|----------------------------|-------|------------|
| ALUMINUM SHELF CLIP | AMA | \$14.00 |
| GROUND CHAIN | AGK | 13.00 |

ESD Conversion Kit



Grounding Chain Attaches to bottom shelf of mobile carts. Must be used in conjunction with aluminum shelf clips.

| ESD KIT | | List Price | Weight Lbs. |
|---------|---------|------------|-------------|
| Model | Price | Lbs. | |
| ESDK | \$27.00 | 3.5 | |

Tray Drying/Storage Racks



Tray Drying/Storage Racks are Ideal for both tray drying and storage. The modules fit on any 24" wide shelf. Modules come in 12" and 16" lengths. Combine modules to fit any length shelf. Uprights are spaced 1.75" apart. Modules fit over shelves. Poly Z Brite finish.

| DRYING RACK | | Tray Capacity | Model | List Price | Weight Lbs. |
|---------------|---|---------------|---------|------------|-------------|
| 24 x 12 x 8.5 | 7 | 7 | TR1224Z | \$19.00 | 3 |
| 24 x 16 x 8.5 | 9 | 9 | TR1624Z | 28.00 | 4 |

SHOWN WITH OPTIONAL LEDGES, DIVIDER AND 8" PNEUMATIC WHEELS

UTILITY CARTS



2 SHELF CART SHOWN WITH OPTIONAL LEDGES
SEE PAGE 20 FOR OPTIONAL ACCESSORIES



SOLID PLASTIC SHELF CART

Solid Plastic Shelf Utility Carts consists of 2 chrome plated handles, 2 or 3 solid plastic shelves and polyurethane swivel casters, 2 with brake. Raised lip, along edge of shelf, prevents spills from overflowing. Overall height 39". 600 lb. capacity.



3 SHELF CART



| SOLID PLASTIC SHELF UTILITY CARTS POLYURETHANE WHEEL CASTER | | | | | | |
|--|----------|------------|----------|----------|------------|----------|
| Size W" x L" | 2 SHELF | | | 3 SHELF | | |
| | Model | List Price | Wt. Lbs. | Model | List Price | Wt. Lbs. |
| 18 x 36 | 1836P2SP | \$376.00 | 50.0 | 1836P3SP | \$466.00 | 61.0 |
| 24 x 48 | 2448P2SP | 508.00 | 64.0 | 2448P3SP | 658.00 | 80.0 |

Utility Carts

| Size W" x L" | TWO SHELF MODELS | | | | | | | | Wt. Lbs. |
|-----------------|--------------------------------|----------|-----------|----------|----------------------------|----------|-----------|----------|-------------|
| | 15" POLYURETHANE WHEEL CASTERS | | | | 8" PNEUMATIC WHEEL CASTERS | | | | |
| | CHROME | | SILVER EP | | CHROME | | SILVER EP | | |
| 18 x 30 | 1830P2C | \$286.00 | 1830P2EP | \$270.00 | 1830N2C | \$488.00 | 1830N2EP | \$472.00 | 39.0 |
| 18 x 36 | 1836P2C | 292.00 | 1836P2EP | 276.00 | 1836N2C | 494.00 | 1836N2EP | 478.00 | 42.0 |
| 18 x 42 | 1842P2C | 310.00 | 1842P2EP | 288.00 | 1842N2C | 512.00 | 1842N2EP | 490.00 | 45.0 |
| 21 x 30 | 2130P2C | 308.00 | 2130P2EP | 288.00 | 2130N2C | 512.00 | 2130N2EP | 492.00 | 41.0 |
| 21 x 36 | 2136P2C | 318.00 | 2136P2EP | 296.00 | 2136N2C | 522.00 | 2136N2EP | 500.00 | 45.0 |
| 21 x 42 | 2142P2C | 330.00 | 2142P2EP | 312.00 | 2142N2C | 534.00 | 2142N2EP | 516.00 | 47.0 |
| 21 x 48 | 2148P2C | 338.00 | 2148P2EP | 316.00 | 2148N2C | 542.00 | 2148N2EP | 520.00 | 51.0 |
| 24 x 30 | 2430P2C | 326.00 | 2430P2EP | 302.00 | 2430N2C | 531.00 | 2430N2EP | 507.00 | 46.0 |
| 24 x 36 | 2436P2C | 332.00 | 2436P2EP | 312.00 | 2436N2C | 537.00 | 2436N2EP | 517.00 | 50.0 |
| 24 x 42 | 2442P2C | 348.00 | 2442P2EP | 324.00 | 2442N2C | 553.00 | 2442N2EP | 529.00 | 54.0 |
| 24 x 48 | 2448P2C | 358.00 | 2448P2EP | 332.00 | 2448N2C | 563.00 | 2448N2EP | 537.00 | 56.0 |
| 24 x 60 | 2460P2C | 392.00 | 2460P2EP | 364.00 | 2460N2C | 597.00 | 2460N2EP | 569.00 | 66.0 |

*FOR TWO BRAKE CASTERS ADD "B" TO MODEL AND ADD \$15.00 TO PRICE

NOTE: To create other size carts, order shelves, handles, ledges and casters as components. "U" shaped handles are furnished in chrome finish on all units.

| Size W" x L" | THREE SHELF MODELS | | | | | | | | Wt. Lbs. |
|-----------------|--------------------------------|----------|-----------|----------|----------------------------|----------|-----------|--------|-------------|
| | 15" POLYURETHANE WHEEL CASTERS | | | | 8" PNEUMATIC WHEEL CASTERS | | | | |
| | CHROME | | SILVER EP | | CHROME | | SILVER EP | | |
| 18 x 30 | 1830P3C | \$331.00 | 1830P3EP | \$307.00 | 1830N3C | \$533.00 | 1830N3EP | 509.00 | 47.0 |
| 18 x 36 | 1836P3C | 340.00 | 1836P3EP | 316.00 | 1836N3C | 542.00 | 1836N3EP | 518.00 | 52.0 |
| 18 x 42 | 1842P3C | 367.00 | 1842P3EP | 334.00 | 1842N3C | 569.00 | 1842N3EP | 536.00 | 56.0 |
| 21 x 30 | 2130P3C | 361.00 | 2130P3EP | 331.00 | 2130N3C | 565.00 | 2130N3EP | 535.00 | 50.0 |
| 21 x 36 | 2136P3C | 376.00 | 2136P3EP | 343.00 | 2136N3C | 580.00 | 2136N3EP | 547.00 | 56.0 |
| 21 x 42 | 2142P3C | 394.00 | 2142P3EP | 367.00 | 2142N3C | 598.00 | 2142N3EP | 571.00 | 59.0 |
| 21 x 48 | 2148P3C | 406.00 | 2148P3EP | 373.00 | 2148N3C | 610.00 | 2148N3EP | 577.00 | 65.0 |
| 24 x 30 | 2430P3C | 385.00 | 2430P3EP | 349.00 | 2430N3C | 578.00 | 2430N3EP | 554.00 | 57.0 |
| 24 x 36 | 2436P3C | 394.00 | 2436P3EP | 364.00 | 2436N3C | 587.00 | 2436N3EP | 569.00 | 63.0 |
| 24 x 42 | 2442P3C | 418.00 | 2442P3EP | 382.00 | 2442N3C | 611.00 | 2442N3EP | 587.00 | 69.0 |
| 24 x 48 | 2448P3C | 433.00 | 2448P3EP | 394.00 | 2448N3C | 626.00 | 2448N3EP | 599.00 | 72.0 |
| 24 x 60 | 2460P3C | 484.00 | 2460P3EP | 442.00 | 2460N3C | 656.00 | 2460N3EP | 647.00 | 87.0 |

*FOR TWO BRAKE CASTERS ADD "B" TO MODEL AND ADD \$15.00 TO PRICE

Solid Shelf Carts



Perfect for food service, hospitals, labs, inventory and more. Choose between Galvanized or Type 304 Stainless Steel shelves. Shelves adjust on 1" increments to accommodate varying requirements. 5" polyurethane swivel casters with donut bumpers help protect walls and doorways. Handles have a chrome finish. Choose between 2 or 3 shelf carts. 1200 lb. capacity. For additional configurations or sizes, order shelves, handles and casters individually. Wire, solid and plastic shelves can be mixed on the same unit. Overall height 39".



SIMPLY SNAP TOGETHER AND SLIDE SHELF OVER CLIPS FOR POSITIVE LOCKING.

| Size W" x L" | GALVANIZED | | STAINLESS | | Wt. Lbs. |
|-----------------|------------|------------|-----------|------------|-------------|
| | Model | List Price | Model | List Price | |
| 2 SHELF | | | | | |
| 18 x 36 | 1836P2SZ | \$438.00 | 1836P2SS | \$686.00 | 47.0 |
| 24 x 36 | 2436P2SZ | 480.00 | 2436P2SS | 828.00 | 54.0 |
| 24 x 48 | 2448P2SZ | 538.00 | 2448P2SS | 968.00 | 63.0 |
| 3 SHELF | | | | | |
| 18 x 36 | 1836P3SZ | 559.00 | 1836P3SS | \$931.00 | 63.0 |
| 24 x 36 | 2436P3SZ | 616.00 | 2436P3SS | 1138.00 | 73.0 |
| 24 x 48 | 2448P3SZ | 703.00 | 2448P3SS | 1348.00 | 87.0 |

*See Page 9 for Optional Accessories

*FOR TWO BRAKE CASTERS ADD "B" TO MODEL AND ADD \$15.00 TO PRICE

Adjustable Shelf Cart

Adjustable Shelf Carts are super-strong and store and transport safely and efficiently. Ideal for warehouse, lab, factory, hospital and more. Shelves adjust on 1" increments. Numbered posts allow quick positioning at desired height. 5" polyurethane wheel swivel casters with donut bumpers. 1200 lb. capacity. Overall height for all carts is 40".



ADJUSTABLE WIRE SHELF CART SHOWN

Chrome Plated Wire or Galvanized Solid Steel Shelves

| W" x L" | ADJUSTABLE SHELF CARTS | | | | Wt. Lbs. | |
|---------|------------------------|----------|------------|---------|-------------|----|
| | SOLID | | WIRE | | | |
| Model | List Price | Model | List Price | Model | List Price | |
| 18 x 36 | SC1836SZ | \$556.00 | 54 | SC18363 | \$337.00 | 48 |
| 18 x 48 | SC1848SZ | 604.00 | 62 | SC18483 | 382.00 | 54 |
| 18 x 60 | SC1860SZ | 670.00 | 82 | SC18603 | 415.00 | 69 |
| 18 x 72 | SC1872SZ | 709.00 | 92 | SC18723 | 448.00 | 75 |
| 24 x 36 | SC2436SZ | 603.00 | 67 | SC24363 | 381.00 | 57 |
| 24 x 48 | SC2448SZ | 690.00 | 77 | SC24483 | 420.00 | 63 |
| 24 x 60 | SC2460SZ | 756.00 | 107 | SC24603 | 471.00 | 78 |
| 24 x 72 | SC2472SZ | 855.00 | 112 | SC24723 | 522.00 | 84 |

*FOR TWO BRAKE CASTERS ADD "B" TO MODEL AND ADD \$15.00 TO PRICE

Computer/Instrument Cart

SHOWN WITH OPTIONAL DOCUMENT HOLDER AND LEDGES

SEE PAGE 20 FOR OPTIONAL ACCESSORIES



Transport and store anything from bulky parts to sensitive equipment. Includes non-conductive clear polypropylene shelf liners. Shelves adjust on 1" increments. Shock absorbing 8" pneumatic wheels (two swivel, two rigid) allow easy mobility. Corner bumpers help protect walls. 44" overall height 1200 lb. capacity. Chrome finish.

| 2 SHELF | | List Price | Wt. Lbs. |
|---------|----------|------------|----------|
| Size" | Model | | |
| 24 x 36 | IC24362C | \$575.00 | 50.0 |
| 24 x 48 | IC24482C | 609.00 | 56.0 |
| 24 x 60 | IC24602C | 651.00 | 66.0 |
| 3 SHELF | | List Price | Wt. Lbs. |
| Size" | Model | | |
| 24 x 36 | IC24363C | 656.00 | 63.0 |
| 24 x 48 | IC24483C | 707.00 | 72.0 |
| 24 x 60 | IC24603C | 770.00 | 87.0 |

Computer Workstation

Transport computer and electronic equipment with ease. Choose 34" high or 42" high standing workstation. Open wire design minimizes dust accumulation and maximizes light and air circulation. Three 24"W x 30"L shelves adjust on 1" increments. Sliding keyboard shelf with cushioned wrist rest accepts keyboards up to 21"W x 11"D. 6" height adjustment to ensure a comfortable typing position. Chrome finish. 1200 lb. capacity.



SHOWN WITH OPTIONAL DOCUMENT HOLDER AND CASTERS

| Description | Model | List Price | Wt. Lbs. |
|--|----------|------------|----------|
| 3 Tier Unit-34" High | PS24303C | \$304.00 | 36.0 |
| 3 Tier Unit-42" High | PS24304C | 312.00 | 44.0 |
| Extra Shelf-24"W x 30"L | S2430C | 59.00 | 11.0 |
| Document Holder | AH | 25.00 | 2.0 |
| Keyboard Drawer Shelf | AKD211 | 79.00 | 10.0 |
| CASTERS | | | |
| 5" Polyurethane Casters 2 with Brakes | CA5SB | 135.00 | 15.0 |



SWIVEL CASTERS



Service Cart

Constructed of 1" tubular chrome finished 18 gauge steel. Accommodates letter or legal size hanging file folders. Chrome finish. **Removable baskets make sorting and loading simple.** File rails included to accommodate hanging files. Carts feature two 5" dia. polyurethane swivel casters and two 10" semi-pneumatic rear wheels. Cushioned push handle. **STANDARD CART** has a 25"L x 17 1/4"W x 11"D upper basket and a 25"L x 17 1/4"W x 7 1/2"D lower basket. **DELUXE CART** has a 36"L x 17 1/4"W x 11"D upper basket and a 36"L x 17 1/4"W x 7 1/2"D lower basket. 250 lb. capacity.

| Description | L" x W" x H" | Cap. Lbs. | Model | List Price | Wt. Lbs. |
|-------------|--------------|-----------|---------|------------|----------|
| Standard | 33 x 24 x 38 | 200 | SC33243 | \$450.00 | 55.0 |
| Deluxe | 43 x 24 x 38 | 250 | SC43243 | 531.00 | 55.0 |



REMOVABLE LOWER BASKET

Mail Cart

MAIL CART with two 4" swivel rubber front casters and two rigid semi pneumatic rear wheels, has a 36" x 16" x 11"H top basket and a removable 35" x 15 3/4" x 7" lower basket. File rails included to accommodate hanging files. Chrome finish. 200 lb. capacity.

| L" x W" x H" | Cap. Lbs. | Model | List Price | Wt. Lbs. |
|--------------|-----------|---------|------------|----------|
| 44 x 22 x 35 | 200 | SC16362 | \$388.00 | 45.0 |

Media Caster Cart

Wire shelving 30 x 32 x 20 Light Duty Caster Cart, Black epoxy finish. Heavy Duty welded steel wire construction promotes air circulation, Light and Fire suppressant distribution, and prevents dust build up. Each shelf is adjustable in 1-inch increments Maximum of 250 lbs total on casters. Height markers and snap sleeves enables quick and easy assembly. Each model comes with four 2" swivel casters (Two with brakes) for complete mobility.

| L" x W" x H" | Cap. Lbs. | Model | List Price | Wt. Lbs. |
|--------------|-----------|--------|------------|----------|
| 30 x 32 x 20 | 250 | CC3032 | \$300.00 | 40 |



CATHETER CARTS



CATHETER CART WITH BASKET

CATHETER BASKET

Catheter Cart With Basket

Catheter Cart & Baskets open wire design provides greater visibility to help find cartons faster, check inventory more efficiently and eliminate opening cartons unnecessarily. Standard Unit consists of nine shelves, 77 catheter baskets and 77 plastic bin markers for basket identification. Polyurethane swivel casters provide easy mobility. Chrome finish.

| L" x W" x H" | Model | List Price | Wt. Lbs. |
|---------------------------|---------------|------------------|----------|
| CART WITH BASKETS | | | |
| 24 x 48 x 68 | CCB77C | \$2480.00 | 119.0 |
| ADDITIONAL BASKETS | | | |
| | CB24C | 18.00 | 2.0 |

Glove Box Holder

Steel Glove Box Holders provide a convenient, simple storage solution for examination rooms. Steel for long lasting durability.

| Model | List Price | Wt. Lbs. |
|------------|----------------|----------|
| AGH | \$19.00 | 0.7 |
| TGH | 22.00 | 1.6 |



AGH



TGH



CART SHOWN WITH OPTIONAL BINS SOLD ON PAGE 48

Catheter Procedure Cart

Catheter Procedure Cart holds all styles and sizes of catheter packages - on hooks, on shelves, or in tote boxes and bins. Catheter hooks are easily secured onto bars and can be adjusted to accommodate peel pouches. Catheters can be easily organized by dedicating a catheter hook or series of hooks to specific types of catheters. Clear plastic label holder attaches to end of hook to identify type of catheter by style, size or application. 5" polyurethane swivel casters, allow for easy maneuverability.



CATHETER BASKET

| Model | List Price | Wt. Lbs. |
|---------------|----------------|----------|
| FCB24C | \$26.00 | 4.0 |



CATHETER SIDE BAR

| Model | List Price | Wt. Lbs. |
|---------------|----------------|----------|
| CSB24C | \$10.50 | 24.0 |




CATHETER HOOKS WITH LABEL HOLDER

| Model | List Price | Wt. Lbs. |
|--------------|---------------|----------|
| CPCH4 | \$4.25 | 0.4 |

| Size L" x W" x H" | Model | # of Catheter Hooks | List Price | Wt. Lbs. |
|-------------------|-----------------|---------------------|-----------------|----------|
| 24 x 48 x 68 | CPC2448C | 32 | \$649.50 | 86.0 |
| 24 x 60 x 68 | CPC2460C | 40 | 736.50 | 99.0 |

LOW PROFILE RACK



| Size L" x W" x H" | Model | List Price | Wt. Lbs. |
|-------------------|-----------------|-----------------|----------|
| 18 x 60 x 40 | SWR1860C | \$412.00 | 45.0 |

Sterile Wrap Racks

Sterile wrap racks provide a safe, convenient place to hold one sheet, or several sheets, at a time. The wire bottom shelf, standard on all units, can be used to hold extra wraps. The carrier assembly which supports the bars is adjustable in 1" increments along the height of the posts, so that it can be positioned at a comfortable level for users. The four bars can also be positioned in any of 18 slots along the carrier assembly. All models come with four 1" square bars. Additional bars available. 5" polyurethane swivel casters provide easy maneuverability. Chrome finish. **Low Profile Sterile wrap racks provide a safe, convenient place to hold wrap.** Sizes up to 60" x 60". Rubber "O" rings reduce slipping of wraps. Ergonomically designed rack positions wrap at waist height for easy access. 5" polymer swivel casters, two with brakes, provide easy mobility and placement.



| Size L" x W" x H" | Model | List Price | Wt. Lbs. |
|-------------------|-----------------|-----------------|----------|
| 24 x 48 x 68 | SWR2448C | \$497.50 | 78.0 |
| 24 x 60 x 68 | SWR2460C | 542.50 | 81.7 |

ADDITIONAL SUPPORT BARS

Sold in Cartons of 4

| Model | Length" | Price/Ct. | Wt. Lbs. |
|---------------|---------|----------------|----------|
| SWRB48 | 48 | \$58.00 | 12.0 |
| SWRB60 | 60 | 68.00 | 14.7 |

STEEL SHELF TRUCKS AND CARTS

Steel Shelf Trucks

4-shelf truck perfect for transporting various sized items. 18 gauge shelves with 3" deep trays and mitered corners; shelves are reversible to offer flat shelf alternative. Sturdy 14 gauge ribbed steel angle posts (60"H) provide 600 lb. capacity. Maneuvers easily with four 5" x 1 1/4" polypropylene wheel ball-bearing casters (2 rigid, 2 swivel) and a convenient push handle. Gray baked enamel finish. Assembles easily.

| L" x W" x H" | Model | Price | Wt. | EXTRA SHELVES | |
|--------------|--------|----------|-----|---------------|---------|
| | | | | Model | Price |
| 30 x 16 x 60 | ST1000 | \$400.00 | 77 | ES1000 | \$60.00 |
| 36 x 24 x 60 | ST2000 | 500.00 | 114 | ES2000 | 80.00 |



ST2000



ST1000

SHOWN WITH
OPTIONAL
EXTRA SHELF

Stainless Steel Utility Cart



| STAINLESS STEEL CART | | | Wt. |
|----------------------|----------|------|-----|
| Model | Price | Lbs. | |
| SSC1524 | \$525.00 | 27.0 | |

Stainless Steel Utility Carts are ideal for use in clean rooms, restaurants and other corrosive environments. Premium 304 polished stainless steel throughout, with 20 gauge shelves and strong 16 gauge shelf uprights. 24"L x 15"W x 33"H with 12" clearance between shelves. Top and middle shelves have 1 1/4" lips on 3 sides to help retain cargo during transit. Flush lower shelf is ideal for oversized items. Comfortable tubular push handle. Rolls smoothly on four 4" swivel non-marring rubber casters, 2 with brakes.

Steel Stock Carts

2-Shelf Carts are manufactured from heavy-duty steel with powder coat finish for long lasting durability and superior strength. Mitered corners and heavy gauge steel uprights and posts withstand hard use in tough commercial or industrial work environments. Formed steel tubular handle moves cart where needed on 5" polypropylene ball-bearing casters (2 swivel and 2 rigid). Stock carts are available with **Deep Tray or Reversible Tray** options to meet specific material handling requirements. Stock carts have a capacity of 300-600 pounds.



SC4000

| Dimension L" x W" x H" | Model | Cap. Lbs. | List Price | Wt. | EXTRA SHELF | |
|---------------------------|--------|--------------|---------------|-----|-------------|------------|
| | | | | | Model | List Price |
| 30 x 16 x 32 | SC4000 | 300 | \$200.00 | 33 | — | — |
| 30 x 16 x 32 | SC1000 | 600 | 210.00 | 35 | — | — |
| 30 x 18 x 36 | SC5000 | 600 | 225.00 | 46 | ES3000 | 65.00 |
| 36 x 24 x 32 | SC3000 | 300 | 240.00 | 44 | — | — |
| 36 x 24 x 32 | SC2000 | 600 | 260.00 | 55 | — | — |
| 36 x 24 x 36 | SC6000 | 600 | 275.00 | 62 | ES4000 | 80.00 |

NARROW AISLE PLATFORM TRUCK

Choose Wood, Steel or Aluminum Deck!

Handles more merchandise than several hand trucks and stock carts combined. Narrow deck width design simplifies movement in confined spaces, aisles or hallways. Six-wheel caster configuration allows truck to turn on its own radius. Twin removable handles allow transport of oversized cargo. **Choose steel bound 5/8" Plywood Deck with polyurethane finish, or 13 gauge Steel Deck with slip-proof diamond tread surface, both with 1500 lb. capacity** for maximum strength in toughest applications; two rigid 8" polyurethane wheels and four swivel 4" rubber casters with a 12" deck height. Durable powder coat finish. **Aluminum Deck truck** offers aluminum handles and slip resistant diamond tread 6063 T5 aluminum surface riveted to an all-welded aluminum deck. Corrosion resistant and lightweight truck has **1200 lb. capacity** and 9 1/2" deck height, and rolls easily on two 6" rigid and four 5" swivel polyurethane casters. **Optional Shelves** offer additional shelf space, as each truck can accommodate two shelves (350 lb. capacity per shelf).

| L" x W" x H" | STEEL DECK | | | WOOD DECK | | | ADDITIONAL STEEL SHELF | | |
|--------------|------------|----------|----------|-----------|----------|----------|------------------------|----------|----------|
| | Model | Price | Wt. Lbs. | Model | Price | Wt. Lbs. | Model | Price | Wt. Lbs. |
| 60 x 16 x 63 | PT6016SD | \$450.00 | 104.0 | PT6016WD | \$450.00 | 100.0 | ES6016SD | \$200.00 | 30.0 |
| 60 x 24 x 63 | PT6024SD | 600.00 | 134.0 | PT6024WD | 600.00 | 134.0 | ES6024SD | 250.00 | 45.0 |

| L" x W" x H" | ALUMINUM DECK | | | ADDITIONAL ALUMINUM SHELF | | |
|--------------|---------------|----------|----------|---------------------------|----------|----------|
| | Model | Price | Wt. Lbs. | Model | Price | Wt. Lbs. |
| 63 x 16 x 61 | PT6316AD | \$700.00 | 76.0 | ES6316AD | \$250.00 | 18.0 |

**1500 lb.
capacity**



PT6024SD
STEEL DECK TRUCK
SHOWN WITH
OPTIONAL SHELF

PT6024WD
WOOD DECK
TRUCK

PT6316AD
ALUMINUM
DECK TRUCK

HAND TRUCKS & PLATFORM TRUCKS

FOLDING HAND CART

FOLDS FLAT TO 2 1/2"



ECONOMY HAND TRUCK

275 lb. capacity

FHT200



ALUMINUM TWO-IN-ONE TRUCK

PLATFORM TRUCK POSITION

SNAP ON DECK

HAND TRUCK POSITION



HT600

Hand Trucks

Folding Hand Truck's Lightweight aluminum tube frame cart is strong enough for heavy loads, yet weighs only 12 lbs. Simple push button operation and telescopic handle retracts wheels and folds noseplate automatically in seconds. Large 19"W x 13"D cast aluminum noseplate carries bulky items easily. Comfortable anti-slip foam grip on handle. 7" x 1 1/2" non-marring shock absorbent rubber wheels. 19"W x 42 1/2"H overall; 31" H when folded. 275 lb. Capacity. **Economy Hand Trucks** easy to handle design accepts loads up to 600 lbs. 20" x 7" nose plate helps keep materials stable during move. Rugged 1 1/4" dia. tubular steel frame double welded at critical stress points for a lifetime of service. 52" H x 22"W. Durable enamel finish. Pneumatic wheels 10" x 3 1/2". Protective vinyl wear guards included. Limited 5 Year Frame Warranty. **Aluminum Two-In-One Truck** converts from a standard hand truck to a useful platform truck. Convenient spring loaded auto-lock release bar offers quick conversion. High strength, lightweight aluminum frame and large 18" x 9" beveled noseplate with integral wheel guards to protect load. Anti-Slip foam grip handle. Hand truck position has 500 lb. capacity and is 62"H. Platform position offers 800 lb. capacity and is 56"L x 12"W x 45"H with 11 1/2" deck height. 10" x 3 1/2" full pneumatic wheels and 5" x 1 1/4" rubber swivel casters. **Weighs just 48 lbs.!**

REPLACEMENT PARTS

| Description | Model | List Price | Wt. Lbs. |
|--|---------|------------|----------|
| Set of 5" Swivel Casters | CA5HTR | \$62.00 | 4.0 |
| Noseplate | RNP18 | 72.00 | 6.0 |
| Set of two 10" Pneumatic Wheels & Axle Kit | CA10HTN | 72.00 | 6.0 |

| Type | Model | List Price | Wt. Lbs. |
|-----------------------------|---------|------------|----------|
| Aluminum Two In One | ALHT501 | \$500.00 | 37.5 |
| Aluminum Snap On Deck | ASND | 103.00 | 4.0 |
| Carpeted Alum. Snap On Deck | CSND | 135.00 | 4.0 |
| Utility Hand Truck | HT600 | 184.00 | 38.0 |
| Folding Hand Cart | FHT200 | 175.00 | 12.0 |



ALHT501



Folding Utility Platform Truck

SOLID STEEL DECK WITH NON-SKID HEAVY VINYL SURFACE



FP600

Plastic Platform Truck

SHOWN WITH ADDITIONAL REMOVABLE HANDLE



PPT5225

Steel Deck Truck

OPTIONAL DOCUMENT HOLDER Model AH



SD2448N8

PROTECTIVE BUMPERS

SHOCK-ABSORBING PNEUMATIC WHEELS

EXCLUSIVE BETTER BUILT CHANNEL REINFORCED DECK

TELESCOPING ALUMINUM DECK

Platform Trucks

Steel Deck Truck has all welded heavy duty 14 gauge steel deck, reinforced with internal longitudinal stiffening members for extra strength. **Non-marring integral corner bumpers protect walls.** Removable pipe handle. Bolt-on casters are double ball race, two swivel and two rigid. Baked gray enamel finish. 5" dia. wheels offer 7 1/2" deck height, 6" dia. have 8 1/2" height and 8" dia. have 10 3/4" height. **Plastic Platform Truck** has a rugged injection molded polypropylene platform that is corrosion resistant. Underside of platform is ribbed for extra strength to help absorb impact. Offset epoxy coated handle and 2 swivel and 2 rigid casters help to ease transport of materials. **Folding Platform Truck** has a comfortable 32"H handle that folds down flat for compact storage. Protective vinyl bumpers.

| PLASTIC PLATFORM TRUCK | | | | EXTRA HANDLE | | | |
|------------------------|----------|---------|------------|--------------|-------|------------|------|
| W" x L" | Capacity | Model | List Price | Lbs. | Model | List Price | Lbs. |
| 24 x 36 | 1000 | PPT3624 | \$358.00 | 52.0 | H3624 | \$83.00 | 8.5 |
| 25 x 52 | 2000 | PPT5225 | 478.00 | 68.0 | H5225 | 93.00 | 14.0 |

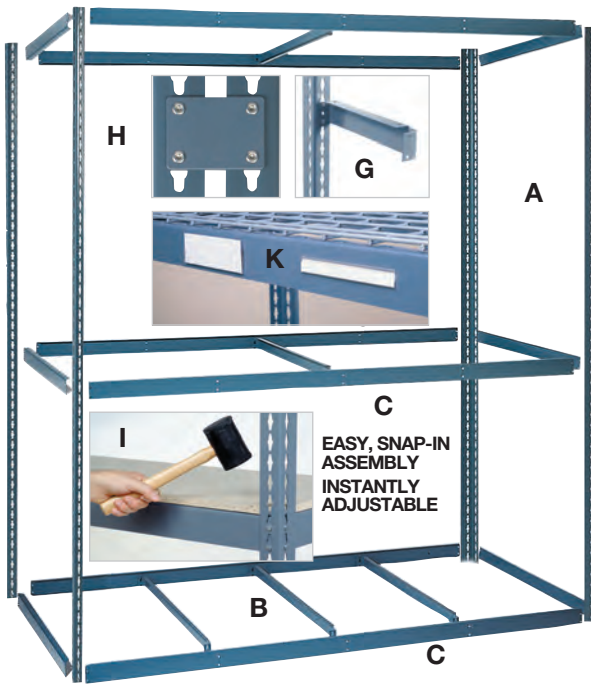
| DOCUMENT HOLDER | | |
|-----------------|------------|----------|
| Model | List Price | Wt. Lbs. |
| AH | \$25.00 | 2.0 |

STEEL DECK TRUCK

| 5" x 1.25" WHEELS POLYURETHANE 1000 LBS. CAP. | | | | 5" x 1.5" WHEELS RUBBER 1400 LBS. CAP. | | | | 6" x 2" WHEELS RUBBER 2000 LBS. CAP. | | | | 8" x 2" WHEELS RUBBER 2400 LBS. CAP. | | | | 8" x 2.5" WHEELS FULL PNEUMATIC 1200 LBS. CAP. | | | |
|---|----------|------------|----------|--|------------|----------|----------|--------------------------------------|----------|----------|------------|--------------------------------------|----------|------------|----------|--|------------|----------|--|
| W" x L" | Model | List Price | Wt. Lbs. | Model | List Price | Wt. Lbs. | Model | List Price | Wt. Lbs. | Model | List Price | Wt. Lbs. | Model | List Price | Wt. Lbs. | Model | List Price | Wt. Lbs. | |
| 24 x 36 | SD2436P5 | \$375.00 | 57.0 | SD2436R5 | \$348.00 | 83.0 | SD2436R6 | \$373.00 | 85.0 | SD2436R8 | \$432.00 | 99.0 | SD2436N8 | \$494.00 | 79.0 | | | | |
| 24 x 48 | SD2448P5 | 426.00 | 68.0 | SD2448R5 | 399.00 | 95.0 | SD2448R6 | 424.00 | 91.0 | SD2448R8 | 483.00 | 111.0 | SD2448N8 | 545.00 | 85.0 | | | | |
| 30 x 48 | SD3048P5 | 477.00 | 74.0 | SD3048R5 | 450.00 | 100.0 | SD3048R6 | 475.00 | 98.0 | SD3048R8 | 534.00 | 114.0 | SD3048N8 | 596.00 | 94.0 | | | | |
| 30 x 60 | SD3060P5 | 559.00 | 90.0 | SD3060R5 | 532.00 | 114.0 | SD3060R6 | 557.00 | 108.0 | SD3060R8 | 616.00 | 130.0 | SD3060N8 | 678.00 | 113.0 | | | | |
| 36 x 72 | SD3672P5 | 661.00 | 114.0 | SD3672R5 | 634.00 | 141.0 | SD3672R6 | 659.00 | 134.0 | SD3672R8 | 718.00 | 151.0 | SD3672N8 | 780.00 | 140.0 | | | | |

| SPECIALTY TRUCKS | | | |
|--|--------|------------|----------|
| Description | Model | List Price | Wt. Lbs. |
| Folding Utility Truck-Telescoping Deck | TFP300 | \$133.00 | 19.0 |
| Folding Utility Truck-400 Lb. Capacity | FP300 | 100.00 | 24.0 |
| Folding Utility Truck-600 Lb. Capacity | FP600 | 200.00 | 48.0 |
| Folding Utility Truck-Pneumatic Wheels | FP600N | 285.00 | 78.0 |

WIDE SPAN & RIVET-LOCK SYSTEM COMPONENTS



EASY, SNAP-IN ASSEMBLY INSTANTLY ADJUSTABLE

A. UPRIGHTS - Punched on 1¹/₂" centers for easy beam adjustment. 14 gauge Available in two baked enamel finishes Gray or Tan. **T-Posts** used to add on adjacent units. **Add suffix (T) to the model number for Tan finish.**

B. DECK SUPPORTS - Increase shelf capacity by 20% and allows for unexpected heavy loads. Deck supports are only to be ordered as part of the components grouping. They are not intended to be added to complete units to increase the load capacity. Complete units have these supports included. Available in two baked enamel finishes Gray or Tan. **Add suffix (T) to the model number for Tan finish.**

C. BEAMS - Four beams are required per level. Channel beam - Model No. WR-B96H, has a 30% greater capacity than the standard angle beam. Available in two baked enamel finishes Gray or Tan. **Add suffix (T) to the model number for Tan finish.**

D. WOOD, E. MELAMINE LAMINATE DECKING,

F. WIRE DECKING - Choose the type that suits your needs. Wood decking is constructed of durable 5/8" particleboard. White Melamine laminate on 1/2" particleboard. Wire decking features 3" square mesh openings.

G. WALL BRACKET - 12"L connects to wall for additional stability.

H. TIE PLATE - Connects two shelving units side or back to back

I. RUBBER Mallet

J. DOLLY BASE - 14 gauge welded frame. 1200 lb. capacity. Gray enamel finish. Choice of casters 2 rigid and 2 swivel.

K. LABEL HOLDER - Reusable, clear plastic strips have paper inserts that allow you to relabel quickly and easily. Self-Adhesive style sticks to any clean surface, while Magnetic strips work with steel surfaces only. Packaged 12 to a box.



| A. UPRIGHTS | | | | | | |
|-------------|----------|------------|-------------|---------|------------|-------------|
| ANGLE POST | | | | T- POST | | |
| Size" | Model | List Price | Weight Lbs. | Model | List Price | Weight Lbs. |
| 36 | WR-U364P | \$36.00 | 2.0 | — | — | — |
| 60 | WR-U604P | 48.00 | 4.3 | WR-T60 | \$55.00 | 5.0 |
| 72 | WR-U724P | 60.00 | 5.5 | — | — | 5.5 |
| 84 | WR-U844P | 66.00 | 6.0 | WR-T84 | 74.00 | 6.0 |
| 96 | WR-U964P | 80.00 | 7.0 | WR-T96 | 91.00 | 6.5 |
| 120 | WR-U120 | 105.00 | 9.0 | — | — | — |

Angle post priced per pack of four

T-Post priced per pack of two

| B. DECK SUPPORTS | | | | |
|------------------|--------|--------|-------------|-------------------------|
| Size" | Model | Price | Weight Lbs. | Shelf Accepts Per Level |
| 15 | W-DS15 | \$4.00 | 1.0 | 36 0 |
| 18 | W-DS18 | 5.50 | 1.0 | 42 1 |
| 24 | W-DS24 | 6.00 | 1.7 | 48 1 |
| 30 | W-DS30 | 7.00 | 2.0 | 60 1 |
| 36 | W-DS36 | 8.00 | 2.2 | 72 1 |
| 48 | W-DS48 | 10.00 | 2.8 | 96 3 |

| Shelf W" | Accepts Per Level |
|----------|-------------------|
| 36 | 0 |
| 42 | 1 |
| 48 | 1 |
| 60 | 1 |
| 72 | 1 |
| 96 | 3 |

| C. BEAMS DOUBLE RIVET | | | | |
|-----------------------|---------|------------|-------------|--|
| Size" | Model | List Price | Weight Lbs. | |
| 12 | WR-B12 | \$3.75 | 1.0 | |
| 15 | WR-B15 | 4.00 | 1.2 | |
| 18 | WR-B18 | 6.00 | 1.3 | |
| 24 | WR-B24 | 6.50 | 1.5 | |
| 30 | WR-B30 | 7.00 | 2.0 | |
| 36 | WR-B36 | 7.50 | 2.2 | |
| 42 | WR-B42 | 10.00 | 4.0 | |
| 48 | WR-B48 | 10.50 | 3.0 | |
| 60 | WR-B60 | 13.00 | 4.7 | |
| 72 | WR-B72 | 15.00 | 5.5 | |
| 96 | WR-B96 | 21.00 | 7.0 | |
| 96 | WR-B96H | 25.00 | 9.3 | |

| D. WOOD | | | | E. MELAMINE LAMINATE DECKING | | | F. WIRE DECKING | | |
|---------|--------|------------|-------------|------------------------------|------------|-------------|-----------------|------------|-------------|
| Size" | Model | List Price | Weight Lbs. | Model | List Price | Weight Lbs. | Model | List Price | Weight Lbs. |
| 30 x 18 | DW3018 | \$8.00 | 9.0 | — | — | — | — | — | — |
| 30 x 24 | DW3024 | 11.00 | 12.0 | DL3024 | 15.00 | 11.0 | — | — | — |
| 36 x 12 | DW312 | \$7.00 | 7.5 | DL312 | \$9.00 | 7.5 | DR312 | \$21.00 | 5.5 |
| 36 x 15 | DW3615 | 9.00 | 9.0 | — | — | — | — | — | — |
| 36 x 18 | DW318 | 10.00 | 11.3 | DL318 | 13.00 | 11.3 | DR318 | 30.00 | 8.3 |
| 36 x 24 | DW324 | 15.00 | 15.0 | DL324 | 20.00 | 15.0 | DR324 | 35.00 | 11.0 |
| 36 x 30 | DW3630 | 20.00 | 17.0 | DL3630 | 22.00 | 14.0 | — | — | — |
| 36 x 36 | DW3636 | 22.00 | 21.0 | DL3636 | 26.00 | 20.0 | — | — | — |
| 42 x 15 | DW4215 | 11.00 | 13.0 | — | — | — | — | — | — |
| 42 x 30 | DW4230 | 21.00 | 21.0 | — | — | — | — | — | — |
| 48 x 12 | DW412 | 9.00 | 9.6 | DL412 | 13.00 | 9.6 | DR412 | 28.00 | 8.0 |
| 48 x 18 | DW418 | 14.00 | 15.0 | DL418 | 18.00 | 15.0 | DR418 | 36.00 | 12.0 |
| 48 x 24 | DW424 | 18.00 | 19.5 | DL424 | 24.00 | 19.5 | DR424 | 51.00 | 13.0 |
| 48 x 30 | DW430 | 22.00 | 23.0 | DL4830 | 28.00 | 22.0 | DR3048 | 59.00 | 16.0 |
| 48 x 36 | DW436 | 29.00 | 29.0 | DL436 | 36.00 | 29.0 | DR436 | 67.00 | 19.0 |
| 48 x 48 | DW448 | 34.00 | 38.8 | DL448 | 48.00 | 38.8 | DR448 | 83.00 | 27.0 |
| 60 x 18 | DW518* | 16.00 | 16.0 | — | — | — | — | — | — |
| 60 x 24 | DW524* | 22.00 | 24.2 | DL524* | 30.00 | 22.0 | DR524 | 67.00 | 17.0 |
| 60 x 36 | DW536* | 40.00 | 36.3 | DL536* | 44.00 | 28.0 | DR536 | 80.00 | 24.0 |
| 60 x 48 | DW548* | 48.00 | 48.5 | DL548* | 56.00 | 44.0 | DR548 | 102.00 | 33.0 |
| 72 x 15 | DW615* | 18.00 | 18.2 | — | — | — | — | — | — |
| 72 x 24 | DW624* | 30.00 | 29.2 | DL624* | 40.00 | 26.0 | DR624 | 70.00 | 20.0 |
| 72 x 30 | DW630* | 40.00 | 36.5 | — | — | — | — | — | — |
| 72 x 36 | DW636* | 44.00 | 43.6 | DL636* | 52.00 | 40.0 | DR636 | 99.00 | 25.0 |
| 72 x 48 | DW648* | 58.00 | 58.2 | DL648* | 70.00 | 52.0 | DR648* | 133.00 | 39.0 |
| 96 x 24 | DW824* | 36.00 | 39.0 | DL824* | 48.00 | 34.0 | DR824* | 102.00 | 26.0 |
| 96 x 36 | DW836* | 58.00 | 58.0 | DL836* | 70.00 | 52.0 | DR836* | 134.00 | 38.0 |
| 96 x 48 | DW848* | 68.00 | 77.6 | DL848* | 100.00 | 70.0 | DR848* | 166.00 | 54.0 |

*Ships in two pieces

| G. WALL BRACKET | | | |
|-----------------|---------|------------|-------------|
| Color | Model | List Price | Weight Lbs. |
| Gray | WWB121 | \$5.00 | 0.5 |
| Tan | WWB12T1 | 5.00 | 0.5 |

| H. TIE PLATE | | | |
|--------------|-------|------------|-------------|
| Color | Model | List Price | Weight Lbs. |
| Gray | WTP1 | \$2.00 | 0.4 |
| Tan | WTPT1 | 2.00 | 0.4 |

| I. RUBBER Mallet | | |
|------------------|------------|-------------|
| Model | List Price | Weight Lbs. |
| ARM | \$7.00 | 1.2 |

| J. DOLLY BASE | | | |
|---|----------|------------|-------------|
| W" x D" | Model | List Price | Weight Lbs. |
| DOLLY ONLY | | | |
| 36 x 18 | WDB3618 | \$72.00 | 15.0 |
| 36 x 24 | WDB3624 | 79.00 | 16.0 |
| 48 x 24 | WDB4824 | 95.00 | 18.0 |
| 60 x 24 | WDB6024 | 113.00 | 20.0 |
| DOLLY WITH 5 x 1 1/4" POLYURETHANE CASTERS | | | |
| 36 x 18 | WDB3618P | \$209.00 | 29.0 |
| 36 x 24 | WDB3624P | 216.00 | 30.0 |
| 48 x 24 | WDB4824P | 232.00 | 32.0 |
| 60 x 24 | WDB6024P | 250.00 | 34.0 |
| DOLLY WITH 8" x 2" RUBBER CASTERS | | | |
| 36 x 18 | WDB3618R | \$266.00 | 46.0 |
| 36 x 24 | WDB3624R | 273.00 | 47.0 |
| 48 x 24 | WDB4824R | 289.00 | 49.0 |
| 60 x 24 | WDB6024R | 307.00 | 51.0 |
| DOLLY WITH 8" x 2 1/2" PNEUMATIC CASTERS | | | |
| 36 x 18 | WDB3618N | \$328.00 | 45.0 |
| 36 x 24 | WDB3624N | 335.00 | 46.0 |
| 48 x 24 | WDB4824N | 351.00 | 48.0 |
| 60 x 24 | WDB6024N | 369.00 | 50.0 |

| W" x H" | Type | Model | List Price (Per Box) |
|-----------|----------|---------|----------------------|
| 6 x 3/4 | Adhesive | LH6750A | \$23.00 |
| 6 x 2 1/2 | Adhesive | LH6250A | 38.00 |
| 6 x 3/4 | Magnetic | LH6750M | 27.00 |
| 6 x 2 1/2 | Magnetic | LH6200M | 52.00 |

W-I-D-E SPAN STORAGE RACKS

Wide Span Storage Racks

Low cost wire and wood deck bulk storage racks are space-efficient to make maximum use of your storage area. Extra high, wide and deep racks accommodate a variety of sizes and shapes. For use in retail, commercial and industrial applications. Four side accessibility for convenient hand loading.

Easy set-up with snap-in pre-cut components. No nuts, bolts, clips or tools required. Sturdy roll-formed steel framing provides maximum support. Front-to-back supports help prevent beams from rotating when fully loaded. Unique double button stud construction locks perimeter beams into corner post forming a structurally secure joint, eliminates back and side sway. Chip resistant Gray or Tan baked enamel finish. Rugged 1 1/2" x 2 1/4" x 14 ga. steel uprights are punched on 1 1/2" centers. **Add suffix (T) to the model number for Tan finish.**




Wood Deck

High capacity 5/8" thick pre-cut, non-warping particleboard decking for dependable strength in a wide range of storage applications.



Wire Deck

Allows air to circulate through 3" square mesh openings. For added safety, sprinkler water can penetrate rack, helping to reduce Fire Insurance premiums. Maximum visibility for quick and easy inventory control. Finished in gray epoxy. **Add suffix (T) to the model number for Tan finish.**



| THREE SHELF UNIT | | | | | | | | | | | | | |
|-------------------------------|-----------------|---------|------------|-------------|---------|------------|-------------|---------|------------|-------------|---------------|-------------|-------|
| Shelf W" x D" | Shelf Cap. Lbs. | 60"H | List Price | Weight Lbs. | 84"H | List Price | Weight Lbs. | 96"H | List Price | Weight Lbs. | ADD'L SHELVES | Weight Lbs. | |
| | | | | | | | | | | | Price | | |
| WIRE DECK BULK RACK | | | | | | | | | | | | | |
| 48 x 24 | 1500 | WR4245 | \$303.00 | 88.3 | WR4247 | \$321.00 | 95.1 | WR4248 | \$335.00 | 100.1 | WRS424 | \$85.00 | 23.7 |
| 48 x 36 | 1350 | WR4365 | 357.00 | 112.0 | WR4367 | 375.00 | 118.8 | WR4368 | 389.00 | 123.8 | WRS436 | 103.00 | 31.6 |
| 48 x 48 | 825 | WR4485 | 423.00 | 168.7 | WR4487 | 441.00 | 175.5 | WR4488 | 455.00 | 180.5 | WRS448 | 125.00 | 41.8 |
| 60 x 24 | 1000 | WR5245 | 384.00 | 110.5 | WR5247 | 402.00 | 117.3 | WR5248 | 416.00 | 122.3 | WRS524 | 112.00 | 31.1 |
| 60 x 36 | 1000 | WR5365 | 435.00 | 137.2 | WR5367 | 453.00 | 144.0 | WR5368 | 467.00 | 149.0 | WRS536 | 129.00 | 40.0 |
| 60 x 48 | 675 | WR5485 | 525.00 | 229.9 | WR5487 | 543.00 | 236.7 | WR5488 | 557.00 | 241.7 | WRS548 | 159.00 | 51.2 |
| 72 x 24 | 750 | WR6245 | 405.00 | 124.3 | WR6247 | 423.00 | 131.1 | WR6248 | 437.00 | 136.1 | WRS624 | 119.00 | 35.7 |
| 72 x 36 | 750 | WR6365 | 504.00 | 145.0 | WR6367 | 522.00 | 151.8 | WR6368 | 536.00 | 156.8 | WRS636 | 152.00 | 42.6 |
| 72 x 48 | 750 | WR6485 | 630.00 | 190.0 | WR6487 | 648.00 | 196.8 | WR6488 | 662.00 | 201.8 | WRS648 | 194.00 | 58.8 |
| 96 x 24 | 1100 | WRH8245 | 597.00 | 175.3 | WRH8247 | 615.00 | 182.1 | WRH8248 | 629.00 | 187.1 | WRHS824 | 183.00 | 61.9 |
| 96 x 36 | 1100 | WRH8365 | 717.00 | 220.3 | WRH8367 | 735.00 | 226.8 | WRH8368 | 749.00 | 231.8 | WRHS836 | 223.00 | 76.8 |
| 96 x 48 | 1100 | WRH8485 | 849.00 | 278.2 | WRH8487 | 867.00 | 285.0 | WRH8488 | 881.00 | 290.0 | WRHS848 | 267.00 | 102.2 |
| WOOD DECK BULK RACK | | | | | | | | | | | | | |
| 48 x 24 | 1500 | WD4245 | \$204.00 | 102.7 | WD4247 | 222.00 | 109.5 | WD4248 | \$236.00 | 113.5 | WDS424 | \$52.00 | 28.5 |
| 48 x 36 | 1200 | WD4365 | 243.00 | 135.4 | WD4367 | 261.00 | 151.3 | WD4368 | 275.00 | 155.3 | WDS436 | 65.00 | 41.7 |
| 48 x 48 | 1200 | WD4485 | 276.00 | 169.6 | WD4487 | 294.00 | 176.8 | WD4488 | 308.00 | 180.8 | WDS448 | 76.00 | 50.8 |
| 60 x 24 | 1000 | WD5245 | 216.00 | 132.1 | WD5247 | 234.00 | 164.3 | WD5248 | 248.00 | 168.3 | WDS524 | 67.00 | 38.3 |
| 60 x 36 | 1000 | WD5365 | 255.00 | 174.1 | WD5367 | 273.00 | 179.4 | WD5368 | 287.00 | 183.4 | WDS536 | 69.00 | 52.3 |
| 60 x 48 | 1000 | WD5485 | 291.00 | 217.3 | WD5487 | 309.00 | 220.3 | WD5488 | 323.00 | 223.3 | WDS548 | 81.00 | 66.7 |
| 72 x 15 | 750 | WD6155 | 201.00 | 112.0 | WD6157 | 219.00 | 133.2 | WD6158 | 233.00 | 137.2 | WDS615 | 51.00 | 31.6 |
| 72 x 24 | 750 | WD6245 | 285.00 | 146.8 | WD6247 | 303.00 | 163.3 | WD6248 | 317.00 | 167.3 | WDS624 | 79.00 | 43.2 |
| 72 x 30 | 750 | WD6305 | 321.00 | 171.7 | WD6307 | 339.00 | 176.8 | WD6308 | 353.00 | 180.8 | WDS630 | 91.00 | 51.5 |
| 72 x 36 | 750 | WD6365 | 339.00 | 194.2 | WD6367 | 357.00 | 201.0 | WD6368 | 371.00 | 205.0 | WDS636 | 97.00 | 59.0 |
| 72 x 48 | 750 | WD6485 | 405.00 | 251.2 | WD6487 | 423.00 | 258.0 | WD6488 | 437.00 | 262.0 | WDS648 | 119.00 | 78.0 |
| 96 x 24 | 1100 | WD8245 | 399.00 | 214.3 | WD8247 | 417.00 | 221.1 | WD8248 | 431.00 | 225.1 | WDS824 | 117.00 | 45.2 |
| 96 x 36 | 1100 | WD8365 | 489.00 | 280.0 | WD8367 | 507.00 | 286.8 | WD8368 | 521.00 | 290.8 | WDS836 | 147.00 | 58.6 |
| 96 x 48 | 1100 | WD8485 | 555.00 | 349.0 | WD8487 | 573.00 | 355.8 | WD8488 | 587.00 | 359.8 | WDS848 | 169.00 | 71.8 |
| WITHOUT DECK BULK RACK | | | | | | | | | | | | | |
| 48 x 24 | 1500 | WN4245 | \$150.00 | 53 | WN4247 | \$168.00 | 59 | WN4248 | \$182.00 | 63 | WNS424 | \$34.00 | 35 |
| 48 x 36 | 1200 | WN4365 | 156.00 | 57 | WN4367 | 174.00 | 63 | WN4368 | 188.00 | 67 | WNS436 | 36.00 | 39 |
| 48 x 48 | 700 | WN4485 | 174.00 | 63 | WN4487 | 192.00 | 69 | WN4488 | 206.00 | 73 | WNS448 | 42.00 | 45 |
| 60 x 24 | 1000 | WN5245 | 183.00 | 60 | WN5247 | 201.00 | 66 | WN5248 | 215.00 | 70 | WNS524 | 45.00 | 42 |
| 60 x 36 | 1000 | WN5365 | 195.00 | 66 | WN5367 | 213.00 | 72 | WN5368 | 227.00 | 76 | WNS536 | 49.00 | 48 |
| 60 x 48 | 1000 | WN5485 | 219.00 | 72 | WN5487 | 237.00 | 78 | WN5488 | 251.00 | 82 | WNS548 | 57.00 | 54 |
| 72 x 15 | 1200 | WN6155 | 174.00 | 59 | WN6157 | 192.00 | 65 | WN6158 | 206.00 | 69 | WNS615 | 42.00 | 41 |
| 72 x 24 | 1100 | WN6245 | 195.00 | 64 | WN6247 | 213.00 | 70 | WN6248 | 227.00 | 74 | WNS624 | 49.00 | 46 |
| 72 x 30 | 1100 | WN6305 | 201.00 | 64 | WN6307 | 219.00 | 70 | WN6308 | 233.00 | 74 | WNS630 | 51.00 | 46 |
| 72 x 36 | 1000 | WN6365 | 207.00 | 68 | WN6367 | 225.00 | 74 | WN6368 | 239.00 | 78 | WNS636 | 53.00 | 50 |
| 72 x 48 | 750 | WN6485 | 231.00 | 74 | WN6487 | 249.00 | 80 | WN6488 | 263.00 | 84 | WNS648 | 61.00 | 56 |
| 96 x 24 | 1200 | WN8245 | 291.00 | 93 | WN8247 | 309.00 | 99 | WN8248 | 323.00 | 103 | WNS824 | 81.00 | 75 |
| 96 x 36 | 1200 | WN8365 | 315.00 | 97 | WN8367 | 333.00 | 103 | WN8368 | 347.00 | 107 | WNS836 | 89.00 | 79 |
| 96 x 48 | 1200 | WN8485 | 351.00 | 103 | WN8487 | 369.00 | 109 | WN8488 | 383.00 | 113 | WNS848 | 101.00 | 85 |

INDUSTRIAL STEEL SHELVING

Heavy Duty Shelving *At Discount Prices*



- X-shaped anti-sway braces increase rigidity and provide more support on uneven floors than regular lateral braces.
- Braces cover perimeter of rack instead of aligning at just one point.

Customized to your special needs at no extra cost, heavy duty steel shelving units have been engineered to adapt to your storage requirements. Ideal for stockroom, factory or office where extra storage space is needed. Roll-formed steel ribbed shelves with integral box beam reinforced front and rear edges for greater load capacity. Shelves easily adjustable on 1" centers. Rib-reinforced 14 gauge 1" x 2" steel posts. Phosphatized to prevent corrosion, give maximum paint adhesion. Finished in long lasting gray baked-on enamel.

| SHELF LOAD CAPACITIES | |
|-----------------------|-------------------|
| No Reinforcement | |
| Shelf Size" | Cap. Lb. 20 Gauge |
| 36 x 12 | 775 |
| 36 x 18 | 750 |
| 36 x 24 | 775 |
| 36 x 30 | 785 |
| 48 x 12 | 525 |
| 48 x 18 | 540 |
| 48 x 24 | 550 |
| 48 x 30 | 560 |

Consists of 4 posts, specified number of shelves, 4 clips per shelf, 1 pair back braces, 2 pair of side braces and necessary nuts and bolts.

18 Gauge also available. Please call 1-800-245-6682 for model number and price.

| 73" HIGH (6' 1") 20 GAUGE 4 SHELVES | | | | 85" HIGH (7' 1") 20 GAUGE 4 SHELVES | | | |
|-------------------------------------|-----------|------------|------|-------------------------------------|------------|------|--|
| Size" | Model | List Price | Wt. | Model | List Price | Wt. | |
| 36 x 12 | SO3612420 | \$190.00 | 46.0 | SO3612428 | \$200.00 | 48.0 | |
| 36 x 18 | SO3618420 | 230.00 | 56.0 | SO3618428 | 240.00 | 58.0 | |
| 36 x 24 | SO3624420 | 270.00 | 65.0 | SO3624428 | 280.00 | 67.0 | |
| 36 x 30 | SO3630420 | 310.00 | 77.0 | SO3630428 | 320.00 | 79.0 | |
| 48 x 12 | SO4812420 | 230.00 | 54.0 | SO4812428 | 240.00 | 56.0 | |
| 48 x 18 | SO4818420 | 270.00 | 69.0 | SO4818428 | 280.00 | 71.0 | |
| 48 x 24 | SO4824420 | 330.00 | 81.0 | SO4824428 | 340.00 | 83.0 | |
| 48 x 30 | SO4830420 | 370.00 | 93.0 | SO4830428 | 380.00 | 95.0 | |

| 5 SHELVES | | | | 6 SHELVES | | | |
|-----------|-----------|------------|-------|-----------|------------|-------|--|
| Size" | Model | List Price | Wt. | Model | List Price | Wt. | |
| 36 x 12 | SO3612520 | \$215.00 | 52.0 | SO3612528 | \$225.00 | 54.0 | |
| 36 x 18 | SO3618520 | 265.00 | 64.0 | SO3618528 | 275.00 | 66.0 | |
| 36 x 24 | SO3624520 | 315.00 | 76.0 | SO3624528 | 325.00 | 78.0 | |
| 36 x 30 | SO3630520 | 365.00 | 91.0 | SO3630528 | 375.00 | 93.0 | |
| 48 x 12 | SO4812520 | 265.00 | 62.0 | SO4812528 | 275.00 | 64.0 | |
| 48 x 18 | SO4818520 | 315.00 | 81.0 | SO4818528 | 325.00 | 83.0 | |
| 48 x 24 | SO4824520 | 390.00 | 96.0 | SO4824528 | 400.00 | 98.0 | |
| 48 x 30 | SO4830520 | 440.00 | 111.0 | SO4830528 | 450.00 | 113.0 | |

| 7 SHELVES | | | | 8 SHELVES | | | |
|-----------|-----------|------------|-------|-----------|------------|-------|--|
| Size" | Model | List Price | Wt. | Model | List Price | Wt. | |
| 36 x 12 | SO3612620 | \$240.00 | 59.0 | SO3612628 | \$250.00 | 61.0 | |
| 36 x 18 | SO3618620 | 300.00 | 73.0 | SO3618628 | 310.00 | 75.0 | |
| 36 x 24 | SO3624620 | 360.00 | 87.0 | SO3624628 | 370.00 | 89.0 | |
| 36 x 30 | SO3630620 | 420.00 | 105.0 | SO3630628 | 430.00 | 107.0 | |
| 48 x 12 | SO4812620 | 300.00 | 70.0 | SO4812628 | 310.00 | 72.0 | |
| 48 x 18 | SO4818620 | 360.00 | 93.0 | SO4818628 | 370.00 | 95.0 | |
| 48 x 24 | SO4824620 | 450.00 | 111.0 | SO4824628 | 460.00 | 113.0 | |
| 48 x 30 | SO4830620 | 510.00 | 129.0 | SO4830628 | 520.00 | 131.0 | |

| 7 SHELVES | | | | 8 SHELVES | | | |
|-----------|-----------|------------|-------|-----------|------------|-------|--|
| Size" | Model | List Price | Wt. | Model | List Price | Wt. | |
| 36 x 12 | SO3612720 | \$265.00 | 65.0 | SO3612728 | \$275.00 | 67.0 | |
| 36 x 18 | SO3618720 | 335.00 | 82.0 | SO3618728 | 345.00 | 84.0 | |
| 36 x 24 | SO3624720 | 405.00 | 98.0 | SO3624728 | 415.00 | 100.0 | |
| 36 x 30 | SO3630720 | 475.00 | 119.0 | SO3630728 | 485.00 | 121.0 | |
| 48 x 12 | SO4812720 | 335.00 | 78.0 | SO4812728 | 345.00 | 80.0 | |
| 48 x 18 | SO4818720 | 405.00 | 105.0 | SO4818728 | 415.00 | 107.0 | |
| 48 x 24 | SO4824720 | 510.00 | 126.0 | SO4824728 | 520.00 | 128.0 | |
| 48 x 30 | SO4830720 | 580.00 | 147.0 | SO4830728 | 590.00 | 149.0 | |

CLOSED INDUSTRIAL STEEL SHELVING

ALL UNITS INCLUDE 5 SHELVES



Roll-formed, ribbed shelves have box beam reinforced edges for increased capacities. Quad clip safely secures shelves to uprights and adjusts on 1" centers. 14 ga. steel uprights. Closed side and back panels retain loads. Gray baked enamel with anticorrosion undercoat. STARTER UNIT includes 4 uprights, 5 shelves, 4 quad clips per shelf, 1 back and 2 side panels plus all required nuts and bolts. ADD-ON UNIT includes 4 uprights, 5 shelves, 4 quad clips per shelf, 1 back and 1 side panels plus all required nuts and bolts.

| SHELF LOAD CAPACITIES | |
|-----------------------|-------------------|
| No Reinforcement | |
| Shelf Size" | Cap. Lb. 20 Gauge |
| 36 x 12 | 775 |
| 36 x 18 | 750 |
| 36 x 24 | 775 |
| 36 x 30 | 785 |
| 48 x 12 | 525 |
| 48 x 18 | 540 |
| 48 x 24 | 550 |
| 48 x 30 | 560 |

| 73" HIGH CLOSED TYPE (6' 1") | | | | | | | |
|------------------------------|-----------|------------|-------|----------------------|------------|-------|--|
| 20 GAUGE STARTER UNIT | | | | 20 GAUGE ADD-ON UNIT | | | |
| Size" | Model | List Price | Wt. | Model | List Price | Wt. | |
| 36 x 12 | SC361272S | \$361.00 | 81.0 | SC361272A | \$333.00 | 76.0 | |
| 36 x 18 | SC361872S | 435.00 | 99.0 | SC361872A | 395.00 | 91.0 | |
| 36 x 24 | SC362472S | 505.00 | 117.0 | SC362472A | 455.00 | 106.0 | |
| 36 x 30 | SC363072S | 595.00 | 146.0 | SC363072A | 525.00 | 128v | |
| 48 x 12 | SC481272S | 441.00 | 97.0 | SC481272A | 413.00 | 92.0 | |
| 48 x 18 | SC481872S | 515.00 | 123.0 | SC481872A | 475.00 | 115.0 | |
| 48 x 24 | SC482472S | 610.00 | 144.0 | SC482472A | 560.00 | 133.0 | |
| 48 x 30 | SC483072S | 700.00 | 173.0 | SC483072A | 630.00 | 155.0 | |

| 85" HIGH CLOSED TYPE (7' 1") | | | | | | | |
|------------------------------|-----------|------------|-------|----------------------|------------|-------|--|
| 20 GAUGE STARTER UNIT | | | | 20 GAUGE ADD-ON UNIT | | | |
| Size" | Model | List Price | Wt. | Model | List Price | Wt. | |
| 36 x 12 | SC361282S | \$399.00 | 88.0 | SC361282A | \$366.00 | 82.0 | |
| 36 x 18 | SC361882S | 479.00 | 107.0 | SC361882A | 431.00 | 98.0 | |
| 36 x 24 | SC362482S | 553.00 | 126.0 | SC362482A | 493.00 | 113.0 | |
| 36 x 30 | SC363082S | 647.00 | 155.0 | SC363082A | 565.00 | 135.0 | |
| 48 x 12 | SC481282S | 483.00 | 105.0 | SC481282A | 450.00 | 99.0 | |
| 48 x 18 | SC481882S | 563.00 | 132.0 | SC481882A | 515.00 | 123.0 | |
| 48 x 24 | SC482482S | 662.00 | 154.0 | SC482482A | 602.00 | 141.0 | |
| 48 x 30 | SC483082S | 756.00 | 183.0 | SC483082A | 674.00 | 163.0 | |

| 97" HIGH CLOSED TYPE (8' 1") | | | | | | | |
|------------------------------|-----------|------------|-------|----------------------|------------|-------|--|
| 20 GAUGE STARTER UNIT | | | | 20 GAUGE ADD-ON UNIT | | | |
| Size" | Model | List Price | Wt. | Model | List Price | Wt. | |
| 36 x 12 | SC361292S | \$454.00 | 99.0 | SC361292A | \$412.00 | 91.0 | |
| 36 x 18 | SC361892S | 540.00 | 121.0 | SC361892A | 480.00 | 108.0 | |
| 36 x 24 | SC362492S | 620.00 | 142.0 | SC362492A | 545.00 | 125.0 | |
| 36 x 30 | SC363092S | 730.00 | 177.0 | SC363092A | 625.00 | 150.0 | |
| 48 x 12 | SC481292S | 549.00 | 118.0 | SC481292A | 507.00 | 111.0 | |
| 48 x 18 | SC481892S | 635.00 | 147.0 | SC481892A | 575.00 | 135.0 | |
| 48 x 24 | SC482492S | 740.00 | 171.0 | SC482492A | 665.00 | 155.0 | |
| 48 x 30 | SC483092S | 850.00 | 207.0 | SC483092A | 745.00 | 180.0 | |



QUAD
HEAVY DUTY WEDGE ACTION SUSPENSION CLIP
EXTRA SHELF CLIP
Model HDSC \$3.50 (pkg. of 4)



PLASTIC SHELF DIVIDERS
Divide shelves into separate compartments for multi-item storage. Adjustable on 2" centers. Divider height is the distance between the center of one shelf to the center of the next.

| PLASTIC SHELF DIVIDERS | | | | | | | |
|------------------------|---------|--------|------|---------|---------|------------|------|
| D" x H" | Model | Price | Wt. | D" x H" | Model | List Price | Wt. |
| 12 x 6 | PSD126 | \$4.00 | 0.72 | 18 x 6 | PSD186 | \$4.75 | 0.87 |
| 12 x 9 | PSD129 | 5.50 | 0.89 | 18 x 9 | PSD189 | 7.25 | 1.15 |
| 12 x 12 | PSD1212 | 6.50 | 1.15 | 19 x 12 | PSD1912 | 8.50 | 1.50 |

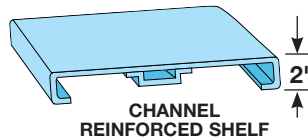
EXTRA HEAVY DUTY DIE RACK SHELVING



39"H Workbench

Up to 15,000 Lb. Capacity Shelving

These 14 gauge steel shelves hold heavy items such as jigs, fixtures, dies, and more. Rigid 2" x 2", 14 gauge angle posts. Reinforced shelves with flanged channel construction are adjustable on 1" increments. 3,000 lb. shelf capacity. Gray enamel finish. Easy assembly.



| 39" HIGH 3 SHELF UNIT | | | | 5' HIGH 4 SHELF UNIT | | | | 6' HIGH 5 SHELF UNIT | | | | 8' HIGH 6 SHELF UNIT | | | | ADDITIONAL SHELF | | | |
|--------------------------|----------|----------|----------|-------------------------|----------|----------|----------|-------------------------|----------|----------|----------|-------------------------|----------|----------|----------|---------------------|----------|----------|--|
| W"x D" | Model | Price | Wt. Lbs. | Model | Price | Wt. Lbs. | Model | Price | Wt. Lbs. | Model | Price | Wt. Lbs. | Model | Price | Wt. Lbs. | Model | Price | Wt. Lbs. | |
| 36 x 18 | HD36183G | \$340.00 | 87.0 | HD36185G | \$450.00 | 126.0 | HD36186G | \$560.00 | 167.0 | HD36188G | \$670.00 | 173.0 | HD36188G | \$670.00 | 173.0 | HD3618SG | \$100.00 | 27.0 | |
| 48 x 18 | HD48183G | 415.00 | 114.0 | HD48185G | 550.00 | 162.0 | HD48186G | 685.00 | 212.0 | HD48188G | 820.00 | 218.0 | HD4818SG | 125.00 | 36.0 | HD4818SG | 125.00 | 36.0 | |
| 60 x 18 | HD60183G | 490.00 | 138.0 | HD60185G | 650.00 | 175.0 | HD60186G | 810.00 | 230.0 | HD60188G | 970.00 | 240.0 | HD6018SG | 150.00 | 44.0 | HD6018SG | 150.00 | 44.0 | |
| 36 x 24 | HD36243G | 415.00 | 105.0 | HD36245G | 550.00 | 150.0 | HD36246G | 685.00 | 197.0 | HD36248G | 820.00 | 213.0 | HD3624SG | 125.00 | 33.0 | HD3624SG | 125.00 | 33.0 | |
| 48 x 24 | HD48243G | 490.00 | 132.0 | HD48245G | 650.00 | 186.0 | HD48246G | 810.00 | 242.0 | HD48248G | 970.00 | 248.0 | HD4824SG | 150.00 | 42.0 | HD4824SG | 150.00 | 42.0 | |
| 60 x 24 | HD60243G | 640.00 | 162.0 | HD60245G | 850.00 | 226.0 | HD60246G | 1060.00 | 292.0 | HD60248G | 1270.00 | 308.0 | HD6024SG | 200.00 | 52.0 | HD6024SG | 200.00 | 52.0 | |
| 72 x 24 | HD72243G | 790.00 | 192.0 | HD72245G | 1050.00 | 266.0 | HD72246G | 1310.00 | 342.0 | HD72248G | 1570.00 | 358.0 | HD7224SG | 250.00 | 62.0 | HD7224SG | 250.00 | 62.0 | |



TIRE RACK

HEAVY DUTY TIRE RACK Perfect for automobile through tractor trailer tires, the additional capacity of these racks comes from the formed horizontal Z-beams. **Up to 3800 lb. capacity per level.** Sturdy units attach to walls using 4 included brackets. Boltless design allows horizontal beams to install easily without tools and to adjust in seconds at 2" increments. Heavy-duty 12-gauge beams have 3 hooks at each end for positive connection. Uprights are 14-gauge steel measuring 1 3/4" x 1 3/4". 24" depth models include 5 deck supports per level. Gray powder coat finish. Easy assembly. Built for tires only. **Add-On Units** extend **Starter Units** to build runs of any length.



TRS7218

BOLTLESS TIRE RACK Safely store and display automobile and light truck tires with this strong roll formed steel rack with positive interlocking beam and post connection. Construction includes 2 1/4" x 1 1/2" x 14 gauge uprights and double riveted horizontal beams that adjust vertically on 1 1/2" increments. Fast, easy assembly without tools, nuts or bolts. Durable gray baked enamel. **1500 lb. capacity per level.** 84"H units attach to walls using 4 included brackets. 120"H includes 6 brackets. Built for tires only. **Single Sided** racks attach to wall for access from one side. **Double Sided** racks are 2 units joined with tie beams in between and provide access from either side.



BTR60183G

| W" x D" x H" | Levels | Tire Cap. | STARTER | Price | Wt. Lbs. | ADD-ON | Price | Wt. Lbs. |
|---------------|--------|-----------|---------|----------|----------|---------|----------|----------|
| 60 x 18 x 72 | 3 | 21 | TRS6018 | \$440.00 | 119.0 | TRA6018 | \$322.00 | 88.0 |
| 72 x 18 x 72 | 3 | 27 | TRS7218 | 491.00 | 129.0 | TRA7218 | 373.00 | 98.0 |
| 96 x 18 x 72 | 3 | 36 | TRS9618 | 545.00 | 145.0 | TRA9618 | 427.00 | 108.0 |
| 60 x 24 x 120 | 3 | 21 | TRS6024 | 493.00 | 154.0 | TRA6024 | 381.00 | 111.0 |
| 72 x 24 x 120 | 3 | 27 | TRS7224 | 544.00 | 164.0 | TRA7224 | 432.00 | 121.0 |
| 96 x 24 x 120 | 3 | 36 | TRS9624 | 598.00 | 180.0 | TRA9624 | 486.00 | 138.0 |

| Description | W" x D" x H" | Tire Capacity | Model | Price | Wt. Lbs. |
|---------------------|---------------|---------------|-----------|----------|----------|
| 3 Tier Single Sided | 60 x 18 x 84 | 18 | BTR60183G | \$216.50 | 66.0 |
| 3 Tier Double Sided | 60 x 54 x 84 | 36 | BTR60543G | 413.00 | 136.0 |
| 4 Tier Single Sided | 60 x 18 x 120 | 24 | BTR60184G | 309.00 | 89.0 |
| 4 Tier Double Sided | 60 x 54 x 120 | 48 | BTR60544G | 588.00 | 179.0 |

BOLTLESS LUGGAGE GARMENT RACK

All models are 7' high, 1200 lb. per shelf capacity featuring Heavy Duty Wire Decking. Provides easy access to stored items from all sides. Super strong roll formed steel framing with positive interlocking beam and post connection. Choose the size that matches your needs. Durable gray backed enamel finish.



DOUBLE UNIT



SINGLE COMBO UNIT



SINGLE UNIT

| W" x D" | Type | Model | Price | Wt. Lbs. |
|----------|-------------|----------|----------|----------|
| 48 x 24 | Single Unit | LR4824G | \$361.00 | 107.0 |
| 96 x 24 | Double Unit | LR9624G | 730.00 | 203.0 |
| 144 x 24 | Triple Unit | LR14424G | 1099.00 | 300.0 |

| W" x D" | Type | Model | Price | Wt. Lbs. |
|----------|-------------------|----------|---------|----------|
| 48 x 48 | Single Combo Unit | LR4848G | 730.00 | 198.0 |
| 96 x 48 | Double Combo Unit | LR9648G | 1468.00 | 381.0 |
| 144 x 48 | Triple Combo Unit | LR14448G | 2206.00 | 544.0 |

SPECIALTY UNITS



THREE SHELF FLOOR UNIT SHOWN WITH OPTIONAL CASTER KIT



WALL UNIT

Garment Storage

The attractive solution to garment storage. Open wire design minimizes dust accumulation, maximizes ventilation. Shelf adjusts on 1" increments. All models are 24" deep and includes hangers. Wall Rack easily attaches to wall. Two Shelf Model is 63"H. Three Shelf Model is 74"H. Optional Caster Kit adds additional 6" to height.




Coat Rack Rod Kit attaches easily under Nexel shelves to display hanging garments. Chrome finish.

COAT RACK ROD KIT

| Width" | Model No. | List Price | Wt Lbs. |
|--------|-----------|------------|---------|
| 36 | CRR36 | \$22.00 | 3.0 |
| 48 | CRR48 | 28.00 | 3.5 |
| 60 | CRR60 | 31.00 | 4.0 |

| Width" | Number of Hangers | CHROME | | BLACK EPOXY | | Wt. Lbs. |
|--------------------|-------------------|--------|------------|-------------|------------|----------|
| | | Model | List Price | Model | List Price | |
| WALL UNIT | | | | | | |
| 36 | 12 | GW36C | \$179.00 | GW36B | \$169.00 | 26.0 |
| 48 | 24 | GW48C | 248.00 | GW48B | 235.00 | 33.0 |
| 60 | 36 | GW60C | 318.00 | GW60B | 304.00 | 42.0 |
| TWO SHELF | | | | | | |
| 36 | 12 | G2S36C | 264.00 | G2S36B | 244.00 | 49.0 |
| 48 | 24 | G2S48C | 346.00 | G2S48B | 320.00 | 60.0 |
| 60 | 36 | G2S60C | 433.00 | G2S60B | 405.00 | 74.0 |
| THREE SHELF | | | | | | |
| 36 | 12 | G3S36C | 334.00 | G3S36B | 304.00 | 63.0 |
| 48 | 24 | G3S48C | 429.00 | G3S48B | 390.00 | 77.0 |
| 60 | 36 | G3S60C | 533.00 | G3S60B | 491.00 | 97.0 |

| Description | Model | List Price | Wt. Lbs. |
|--|-------|------------|----------|
| 5" SWIVEL CASTER KIT | CA5S4 | 120.00 | 9.0 |
| PACKAGE OF 12, 17" CHROME HANGERS | MPH12 | 50.00 | 6.0 |



SINGLE & DOUBLE LEVEL SHOWN WITH OPTIONAL CASTERS AND PUSH HANDLE

Carton Stand

Choose from single or two level to meet your needs. Organize corrugated boxes for easy access. 18" x 48" shelves with three 25"H adjustable dividers per shelf and screw type leveling feet for uneven surfaces. Chrome finish.

| Description | Model | List Price | Weight Lbs. |
|-----------------------------------|-------|------------|-------------|
| 38 1/2" SINGLE LEVEL UNIT | CS38 | \$200.00 | 24.0 |
| 78 1/2" TWO LEVEL UNIT | CS78 | 380.00 | 50.0 |
| 5" SWIVEL CASTER KIT | CA5S4 | 120.00 | 13.0 |
| 18" WIDE PUSH HANDLE | AE18C | 25.00 | 2.0 |
| CARTON DIVIDERS (SET OF 3) | CSD3 | 89.00 | 6.0 |

Packaging Workstation With Plastic Laminate Top



SHOWN WITH OPTIONAL ACCESSORIES

The large 72"L x 30"W x 1⁵/₈" thick plastic laminate work surface provides ample work space. The large lower shelf is 60"L x 24"W and provides additional storage space. Mounted above the work surface are two 60"L adjustable shelves. The first shelf is 14"W and is shown with dividers and ledges to organize packing supplies. The second shelf is 18"W and provides additional storage space and a location to mount an Overhead Light. The **Tape Roll Holder/Corrugated Holder** allows for rolls of corrugated paper or rolls of tape to be suspended beneath the work surface. Carton Dividers keep cartons neat and organized. Chrome finish.

| Description | Model | List Price | Wt. Lbs. |
|---------------------------------------|--------|------------|----------|
| Packaging Bench 72"L x 32"W x 74"H | PB7232 | \$929.00 | 177.0 |
| ACCESSORIES | | | |
| Tape Holder & Corrugated Roll Holder | ACRH | 99.00 | 16.0 |
| 6" Outlet Power Center* | APC6 | 310.00 | 4.8 |
| Document Holder | AH | 25.00 | 2.0 |
| Carton Divider (Set of 3) | CSD3 | 89.00 | 6.0 |
| 48" Overhead Light Kit | ADLK | 265.00 | 7.0 |

Work Centers



Extra Shelves:
S2448C

Combine the storage capacity of a 24" x 48" reinforced adjustable wire shelf with a spacious 30" x 60" or 30" x 72" work surface and you have this multi-purpose **WORK CENTER**. Solid work surface makes food preparation, repairs, assembly and product handling easy.



| Size" | BUTCHER BLOCK TOP | | PLASTIC TOP | | Wt. Lbs. |
|--------------------------|-------------------|------------|-------------|------------|----------|
| | Model | List Price | Model | List Price | |
| WORK CENTER | | | | | |
| 30 x 60 x 34H | B3060M | \$888.00 | B3060P | \$638.00 | 169.0 |
| 30 x 72 x 34H | B3072M | 958.00 | B3072P | 683.00 | 188.0 |
| MOBILE WORK BENCH | | | | | |
| 30 x 60 x 40H | MB3060M | 1018.00 | MB3060P | 768.00 | 163.0 |
| 30 x 72 x 40H | MB3072M | 1088.00 | MB3072P | 813.00 | 182.0 |

MOBILE WORKBENCH - Features a durable work surface, a 24" x 48" shelf and 5" Polyurethane wheel locking swivel casters that increase versatility. Load capacity: 800 lbs.

CHOOSING A TOP

Maple Butcher Block - This great all-purpose top that can handle extreme surface abuse. It's kiln dried and the edge is grain laminated for strength. Then it's glued, electronically cured and sanded smooth. Lastly, the maple is finished with a penetrating oil and sealed in a high quality catalyzed varnish.


Plastic Laminate - Super-strong and easy to clean. High pressure plastic laminate-faced wood core can handle heavy abuse and provides a smooth, tough working surface. A cost effective choice.

Folding Wire Container

Open mesh construction provides excellent visibility of contents, easy inventory control and eliminates dust and dirt build up. Sets up in seconds, folds flat to save space and shipping costs. One piece heavy duty folding container features wire mesh arc welded to channel formed steel base. Sides and corners are heavily reinforced. Stacking legs permit handling by forklift or pallet truck; legs are notched to interlock for positive stacking. Add Hinged Lid for security. Make container mobile with caster kit.

| L" x W" x H" | Drop Gate Inside Ht." | Gate Side | Model | List Price | Wt. Lbs. |
|--|-----------------------|-----------|--------|------------|----------|
| 4000 LB. CAPACITY | | | | | |
| 40 x 32 x 34 ¹ / ₂ | 28 | 40 | FWC146 | \$400.00 | 130.0 |
| 48 x 40 x 36 ¹ / ₂ | 30 | 48 | FWC194 | 491.00 | 165.0 |
| 48 x 40 x 42 ¹ / ₂ | 36 | 48 | FWC216 | 625.00 | 184.0 |
| 2000 LB. CAPACITY | | | | | |
| 40 x 32 x 34 ¹ / ₂ | 28 | 40 | FWC112 | 378.00 | 118.0 |
| 48 x 40 x 36 ¹ / ₂ | 30 | 48 | FWC114 | 475.00 | 148.0 |
| 48 x 40 x 42 ¹ / ₂ | 36 | 48 | FWC160 | 520.00 | 169.0 |
| 1000 LB. CAPACITY | | | | | |
| 32 x 20 x 21 | 16 | 32 | FWC43 | 225.00 | 38.0 |

| HINGED LID | | | CASTERS | | | |
|--------------------------|--------|------------|----------|-------|------------|----------|
| L" x W" | Model | List Price | Wt. Lbs. | Model | List Price | Wt. Lbs. |
| 4000 LB. CAPACITY | | | | | | |
| 32 x 20 | FWCL20 | \$52.00 | 11.0 | FWCA5 | \$165.00 | 18.0 |
| 40 x 32 | FWCL32 | 88.00 | 16.0 | — | — | — |
| 48 x 40 | FWCL40 | 120.00 | 21.0 | — | — | — |



STACKS 4 HIGH



SHOWN WITH OPTIONAL CASTER KIT AND OPTIONAL LID



| NYLON COVER | | | CASTERS | | | |
|--|----------|------------|----------|-------|------------|----------|
| L" x W" x D" | Model | List Price | Wt. Lbs. | Model | List Price | Wt. Lbs. |
| 32 x 20 x 21 | CO3221BL | \$28.00 | 130.0 | — | — | — |
| 40 x 32 x 34 ¹ / ₂ | CO4034BL | 50.00 | 165.0 | — | — | — |
| 48 x 40 x 36 ¹ / ₂ | CO4836BL | 75.00 | 184.0 | — | — | — |
| 48 x 40 x 42 ¹ / ₂ | CO4842BL | 85.00 | 118.0 | — | — | — |



FOLDS FOR COMPACT STORAGE

PARAMOUNT™ INDUSTRIAL STORAGE CABINETS

5 Ways Paramount™ Cabinets Beat the Competition

Feature for feature, Paramount is strongest where theirs are not. Paramount doors have extra large 4" barrel hinges with 3/8" pins; their hinges are not 2 1/4" with 1/8" pins. Paramount shelves are box formed on all sides with dual channel reinforcements to maintain their shape; theirs are a single flat layer prone to sagging when loaded. The Paramount 5/16" round latching rods resist prying; their 3/32" flat rods can bend when doors are forced. The Paramount 48C base is supported with an I-beam for rigidity; their base allows the cabinet to flex, affecting proper door closure. Paramount includes 2 door handles for ease of closing.

1

OUR EXCLUSIVE 4" x 3/8" HINGES PROVIDE EXTRA DURABILITY



PARAMOUNT THEIRS

2

BOX FORMED CHANNEL REINFORCED SHELVES ADJUST ON 2" CENTERS



PARAMOUNT THEIRS

3

3 POINT LATCHING SYSTEM WITH SOLID STEEL 5/16" ROD



PARAMOUNT THEIRS

4

48" BASE IS I-BEAM REINFORCED FOR ADDED STRENGTH



PARAMOUNT THEIRS

5

EXCLUSIVE DUAL CHROME DIECAST KEY LOCKING HANDLE



PARAMOUNT THEIRS

Choose 36" or 48" Wide, Assembled or Easy To Assemble

CHANNEL REINFORCED, BOX FORMED DOORS



A

NYLON GLIDES FOR SMOOTH & QUIET OPERATION

SC4824AG

300 LB. SHELF CAPACITY



CH3618KG COUNTER HEIGHT CABINET

C



B

CC3618KT COMBINATION CABINET

Durable powder coat finish. Assembled Cabinets are non-returnable.

| W" x D" x H" | Openings / Shelves | UNASSEMBLED | | ADDITIONAL SHELVES | | ASSEMBLED | | ADDITIONAL SHELVES | | | | | |
|---|--------------------|-------------|------------|--------------------|---------|------------|----------|--------------------|------------|----------|---------|---------|----|
| | | Model | List Price | Wt. Lbs. | Model | List Price | Wt. Lbs. | Model | List Price | Wt. Lbs. | | | |
| STYLE A: STORAGE CABINETS, LEVER HANDLE: ADD COLOR SUFFIX : BLACK (B), TAN (T) GRAY (G) | | | | | | | | | | | | | |
| 36 x 18 x 78 | 5/4 | SC3618K | \$650.00 | 130 | AS3618K | \$90.00 | 12 | SC3618A | \$765.00 | 130 | AS3618A | \$90.00 | 12 |
| 36 x 24 x 78 | 5/4 | SC3624K | 750.00 | 135 | AS3624K | 115.00 | 18 | SC3624A | 865.00 | 135 | AS3624A | 115.00 | 18 |
| 48 x 18 x 78 | 5/4 | SC4818K | 825.00 | 151 | AS4818K | 155.00 | 20 | SC4818A | 980.00 | 151 | AS4818A | 155.00 | 20 |
| 48 x 24 x 78 | 5/4 | SC4824K | 950.00 | 215 | AS4824K | 180.00 | 26 | SC4824A | 1105.00 | 215 | AS4824A | 180.00 | 26 |
| STYLE B: COMBINATION CABINETS, RECESSED HANDLE: ADD COLOR SUFFIX : BLACK (B), TAN (T) GRAY (G) | | | | | | | | | | | | | |
| 36 x 18 x 72 | — | CC3618K | 500.00 | 110 | — | — | — | CC3618A | 655.00 | 110 | — | — | — |
| STYLE C: COUNTER HEIGHT CABINETS, LEVER HANDLE: ADD COLOR SUFFIX: GRAY (G) | | | | | | | | | | | | | |
| 36 x 18 x 42 | 3/2 | CH3618K | 360.00 | 72 | — | — | — | CH3618A | 540.00 | 72 | — | — | — |
| 36 x 24 x 42 | 3/2 | CH3624K | 375.00 | 103 | — | — | — | CH3624A | 555.00 | 103 | — | — | — |

JANITORIAL AND STORAGE CABINETS

Paramount® Wardrobe Cabinets



**FIXED SHELF
AND GARMENT
ROD**



**RECESSED
LOCKING
HANDLE**



WC3624KT

Wardrobe Cabinets are made of durable cold rolled steel using 24 gauge steel body reinforced with a 22 gauge steel frame. The channel reinforced, box formed doors include 3-point locking mechanism with a super strong 5/16" round locking bar and nylon guides for silent operation and consistent alignment. The cabinets feature one full width fixed shelf and one full width garment rod. Top Shelf allows storage of personal items. Recessed locking handle with 2 keys for safety and security. Durable powder coat finish. **Add color suffix : Gray (G), Tan (T) and Black (B).**

| Chrome Coat Hangers, Pkg of 6 Model MPH6 | List Price \$25.00 | UNASSEMBLED | | ASSEMBLED | | Wt. Lbs. | |
|---|-----------------------|--------------|---------|-----------|---------|-------------|-------|
| | | W" x D" x H" | Model | Price | Model | | Price |
| | | 36 x 18 x 72 | WC3618K | \$500.00 | WC3618A | \$625.00 | 94 |
| | | 36 x 24 x 72 | WC3624K | 550.00 | WC3624A | 687.00 | 108 |

Janitorial Cabinet



**ADJUSTABLE
SHELVES**



**RECESSED
LOCKING
HANDLE**



JC3618KTN

Organizes maintenance and cleaning supplies. Provides storage for brooms, mops, vacuum cleaners and more. Locking handle for safety and security. 15"D & 24"D have lever handle, 18"D has recessed handle. Box formed, channel reinforced doors for added strength. Retaining lip on bottom level contains spills. **Add color suffix: Gray (G), Tan (T) or Black (B).**

| Model | W" x D" x H" | Color Suffix | Type | List Price | Wt. Lbs. |
|---------|--------------|--------------|-------------|------------|----------|
| JC3618K | 36 x 18 x 72 | B, G, T | Unassembled | \$500.00 | 112 |
| JC3618A | 36 x 18 x 72 | B, G, T | Assembled | 625.00 | 135 |

Medicine Cabinets



Provide a convenient storage area for first aid supplies, prescription drugs and other pharmaceutical supplies. Cabinets are made using cold rolled steel with white powder coat finish. Pull-out shelf provides a convenient work area. 3 fixed interior shelves are welded into place. Cabinet is lockable using cylinder lock and 2 keys. Available in **Solid Metal**. Color White.



| Door Type | W" x D" x H" | Handle | Model | Price | Wt. Lbs. |
|-------------|--------------|-------------|---------|----------|----------|
| Solid Metal | 18 x 8 x 27 | Pull Handle | MC18827 | \$330.00 | 25 |

Cell Phone Lockers



Padlockable and Keyed Lock



CPL2838

Cell Phone Lockers provide a convenient, secure, space saving solution for storing electronic device safely. Made with 21 gauge steel doors and 20 gauge body with black powder coat finish for long lasting durability. Mount to the wall for ease of use and to prevent tipping. Lockers equipped with **both padlockable hasp** (padlock sold separately) and **key lock** to provide reliable security. 2 keys per door; each door is keyed differently. Management has master key set to allow immediate access to all locker compartments as needed. Cell phone lockers are ideal for military facilities, law enforcement, government contractors, fitness clubs, swimming pools, health care and schools to securely store cell phone, tablets, wallets, sun glasses, keys and other personal items. Blank metal name plates, control sheet, hardware and mounting brackets included. Ships fully assembled.

| Overall W" x D" x H" | Compartment W" x D" x H" | Opening W" x H" | Openings | Model | Price | Wt. Lbs. |
|----------------------------|---------------------------|-----------------|----------|---------|----------|----------|
| 28 1/2 x 11 1/4 x 15 5/8 | 5 9/16 x 10 x 11 1/2 | 5 x 10 | 4 | CPL2815 | \$260.00 | 35 |
| 28 1/2 x 11 1/4 x 26 3/4 | 5 9/16 x 10 x 11 1/2 | 5 x 10 | 8 | CPL2826 | 500.00 | 51 |
| 28 1/2 x 11 1/4 x 38 | 5 9/16 x 10 x 11 1/2 | 5 x 10 | 12 | CPL2838 | 750.00 | 76 |
| 32 1/8 x 10 1/8 x 46 11/16 | 6 13/16 x 8 7/8 x 6 13/16 | 5 9/16 x 6 9/16 | 24 | CPL3246 | 925.00 | 80 |


LOCKERS

These premium quality fixtures flexibly adapt to your needs. Expanded selection includes low units ideal for convenience stores and smaller retailers and taller units for large supermarkets and general merchandisers. Sturdy construction includes 12 gauge uprights that support the 500 lb. capacity, height adjustable upper shelves (sold separately). Backplates are strong 1/4" masonite pegboard. **Almond color** with black toe kick plates. Easy assembly requires no nuts or bolts. **Upper shelves are interchangeable with existing Madix fixtures.**

To build a row, purchase one **Starter Unit** and the required number of **Add-On Units** to complete the length. **End Caps** complete row ends (not required).

Adjustable **Upper Shelves**, sold individually, hold 500 lbs. and hook into uprights level to floor at 17° angles and adjust at 1" increments. **Wire Baskets** and **Dividers** hook securely into uprights.

Gondola Shelving Adapts to Your Retail Space!



| SINGLE SIDE WALL UNIT | | STARTER UNIT | | ADD-ON UNIT | |
|------------------------|---------------|--------------|----------|-------------|----------|
| W"x D" x H" | Base Shelf D" | Model | Price | Model | Price |
| 36 x 19 x 54 | 16 | GS36195 | \$410.00 | GS36195A | \$240.00 |
| 36 x 25 x 54 | 22 | GS36255 | 427.00 | GS36255A | 252.00 |
| 48 x 19 x 54 | 16 | GS48195 | 440.00 | GS48195A | 270.00 |
| 48 x 25 x 54 | 22 | GS48255 | 465.00 | GS48255A | 280.00 |
| 36 x 19 x 60 | 16 | GS36196 | 415.00 | GS36196A | 245.00 |
| 36 x 25 x 60 | 22 | GS36256 | 432.00 | GS36256A | 257.00 |
| 48 x 19 x 60 | 16 | GS48196 | 440.00 | GS48196A | 270.00 |
| 48 x 25 x 60 | 22 | GS48256 | 455.00 | GS48256A | 280.00 |
| 36 x 19 x 72 | 16 | GS36197 | 430.00 | GS36197A | 255.00 |
| 36 x 25 x 72 | 22 | GS36257 | 447.00 | GS36257A | 267.00 |
| 48 x 19 x 72 | 16 | GS48197 | 460.00 | GS48197A | 285.00 |
| 48 x 25 x 72 | 22 | GS48257 | 475.00 | GS48257A | 295.00 |
| 36 x 19 x 84 | 16 | GS36198 | 496.00 | GS36198A | 311.00 |
| 36 x 25 x 84 | 22 | GS36258 | 513.00 | GS36258A | 323.00 |
| 48 x 19 x 84 | 16 | GS48198 | 526.00 | GS48198A | 355.00 |
| 48 x 25 x 84 | 22 | GS48258 | 541.00 | GS48258A | 371.00 |
| DOUBLE SIDE AISLE UNIT | | STARTER UNIT | | ADD-ON UNIT | |
| W"x D" x H" | Base Shelf D" | Model | Price | Model | Price |
| 36 x 35 x 54 | 16 | GS36355 | \$635.00 | GS36355A | \$385.00 |
| 36 x 47 x 54 | 22 | GS36475 | 669.00 | GS36475A | 409.00 |
| 48 x 35 x 54 | 16 | GS48355 | 695.00 | GS48355A | 445.00 |
| 48 x 47 x 54 | 22 | GS48475 | 725.00 | GS48475A | 465.00 |
| 36 x 35 x 60 | 16 | GS36356 | 645.00 | GS36356A | 395.00 |
| 36 x 47 x 60 | 22 | GS36476 | 679.00 | GS36476A | 419.00 |
| 48 x 35 x 60 | 16 | GS48356 | 695.00 | GS48356A | 455.00 |
| 48 x 47 x 60 | 22 | GS48476 | 725.00 | GS48476A | 465.00 |
| 36 x 35 x 72 | 16 | GS36357 | 610.00 | GS36357A | 410.00 |
| 36 x 47 x 72 | 22 | GS36477 | 699.00 | GS36477A | 434.00 |
| 48 x 35 x 72 | 16 | GS48357 | 725.00 | GS48357A | 470.00 |
| 48 x 47 x 72 | 22 | GS48477 | 755.00 | GS48477A | 490.00 |
| 36 x 35 x 84 | 16 | GS36358 | 751.00 | GS36358A | 486.00 |
| 36 x 47 x 84 | 22 | GS36478 | 785.00 | GS36478A | 510.00 |
| 48 x 35 x 84 | 16 | GS48358 | 811.00 | GS48358A | 546.00 |
| 48 x 47 x 84 | 22 | GS48478 | 841.00 | GS48478A | 566.00 |

| SINGLE SIDE UNIT END CAP | | Model | | Price |
|--------------------------|---------------------------------|----------|----------|-------|
| W"x D" x H" | Base Shelf D" | Model | Price | |
| 36 x 19 x 54 | 16 | GSE36195 | \$460.00 | |
| 36 x 25 x 54 | 22 | GSE36255 | 477.00 | |
| 48 x 19 x 54 | 16 | GSE48195 | 490.00 | |
| 48 x 25 x 54 | 22 | GSE48255 | 505.00 | |
| 36 x 19 x 60 | 16 | GSE36196 | 470.00 | |
| 36 x 25 x 60 | 22 | GSE36256 | 487.00 | |
| 48 x 19 x 60 | 16 | GSE48196 | 490.00 | |
| 48 x 25 x 60 | 22 | GSE48256 | 505.00 | |
| 36 x 19 x 72 | 16 | GSE36197 | 490.00 | |
| 36 x 25 x 72 | 22 | GSE36257 | 507.00 | |
| 48 x 19 x 72 | 16 | GSE48197 | 520.00 | |
| 48 x 25 x 72 | 22 | GSE48257 | 535.00 | |
| 36 x 19 x 84 | 16 | GSE36198 | 576.00 | |
| 36 x 25 x 84 | 22 | GSE36258 | 593.00 | |
| 48 x 19 x 84 | 17 | GSE48198 | 606.00 | |
| 48 x 25 x 84 | 22 | GSE48258 | 621.00 | |
| 30 PIECE PEG HOOK SET | | | | |
| Model | Description | Price | | |
| GSPHS | Small Assorted Shapes and Sizes | 8.00 | | |
| GSPHL | Large Assorted Shapes and Sizes | 49.00 | | |



| UPPER SHELVES | | Price |
|---------------------------|----------|---------|
| W"x D" | Model | Each |
| 36 x 16 | GSUS3616 | \$55.00 |
| 36 x 22 | GSUS3622 | 60.00 |
| 48 x 16 | GSUS4816 | 65.00 |
| 48 x 22 | GSUS4822 | 70.00 |
| WIRE SHELF DIVIDERS -3"H. | | Price |
| D" | Model | Each |
| 16 | GSWD16 | \$6.00 |
| 22 | GSWD22 | 7.00 |
| WIRE SHELF FRONT-3"H | | Price |
| W" | Model | Each |
| 36 | GSWSF36 | \$12.00 |
| 48 | GSWSF48 | 15.00 |

| WIRE BASKETS AND DIVIDERS | | | | |
|---------------------------|--------------|------------|---------------|------------|
| W"x D" | BASKET Model | Price Each | DIVIDER Model | Price Each |
| 36 x 16 | GSB3616 | \$149.00 | GSD3616 | \$15.00 |
| 36 x 22 | GSB3622 | 165.00 | GSD3622 | 15.00 |
| 48 x 16 | GSB4816 | 154.00 | GSD3616 | 15.00 |
| 48 x 22 | GSB4822 | 170.00 | GSD3622 | 15.00 |

Infinity™ Heavy Duty Ventilated Steel Lockers



Infinity ventilated lockers are made using heavy 16 gauge steel with diamond shaped perforations for improved airflow. Locker doors feature rubber bumpers on framing to ensure quiet operation. Continuous piano hinges provide maximum security. Recessed handle and finger-lift control creates a clean, neat appearance. Lockers include blank number plates. Gray Powder coat color finishes. Legs add 6" to overall height. Optional locks and numbered plate sold separately. **Assembled lockers are not returnable.** **Single Tier lockers** feature stainless steel door latch, hat shelf and double and single-prong coat hooks (18"D Lockers also includes a coat rod). **Double Tier lockers** feature stainless steel door latch and double and single-prong coat hooks. **Six Tier Box Lockers** feature recessed handles and padlockable friction hasp closures.

| Locks | | Model | Description | Price |
|-------|--|---------|---|-------|
| KPL | | KPL | Keyed Padlock (includes 2 keys) | 5.00 |
| | | CPL | Combo Padlock | 11.00 |
| | | CPLKEY | Combo Padlock w/key | 16.00 |
| | | BCL1930 | Built-In Combo Lock (Six Tier) | 40.00 |
| | | BCL1931 | Built-In Combo Lock (Single/Double/Triple Tier) | 40.00 |
| | | BCL1932 | Built-In Cylinder Lock | 25.00 |
| | | MKEY | Master Key | 12.00 |

| Opening W" x D" x H" | Overall Width" | Doors | Wt. Lbs. | READY TO ASSEMBLE | | ASSEMBLED | |
|----------------------|----------------|-------|----------|-------------------|-------------|-----------|-------------|
| | | | | Model | Price/Group | Model | Price/Group |
| SINGLE TIER | | | | | | | |
| 12 x 12 x 72 | 12 | 1 | 81 | VS1217KG | 325.00 | VS1217AG | 406.00 |
| 12 x 18 x 72 | 12 | 1 | 99 | VS1817KG | 375.00 | VS1817AG | 469.00 |
| 12 x 12 x 72 | 36 | 3 | 183 | VS1237KG | 800.00 | VS1237AG | 1000.00 |
| 12 x 18 x 72 | 36 | 3 | 225 | VS1837KG | 900.00 | VS1837AG | 1125.00 |
| DOUBLE TIER | | | | | | | |
| 12 x 12 x 36 | 12 | 2 | 86 | VD122KG | 375.00 | VD122AG | 469.00 |
| 12 x 15 x 36 | 12 | 2 | 97 | VD152KG | 400.00 | VD152AG | 500.00 |
| 12 x 18 x 36 | 12 | 2 | 106 | VD182KG | 425.00 | VD182AG | 531.00 |
| 12 x 12 x 36 | 36 | 6 | 197 | VD126KG | 900.00 | VD126AG | 1125.00 |
| 12 x 15 x 36 | 36 | 6 | 210 | VD156KG | 925.00 | VD156AG | 1156.00 |
| 12 x 18 x 36 | 36 | 6 | 242 | VD186KG | 975.00 | VD186AG | 1219.00 |
| SIX TIER | | | | | | | |
| 12 x 12 x 12 | 12 | 6 | 101 | V66126KG | 450.00 | V66126AG | 562.00 |
| 12 x 15 x 12 | 12 | 6 | 112 | V66156KG | 475.00 | V66156AG | 594.00 |
| 12 x 18 x 12 | 12 | 6 | 125 | V66186KG | 500.00 | V66186AG | 625.00 |
| 12 x 12 x 12 | 36 | 18 | 211 | V66128KG | 1125.00 | V66128AG | 1406.00 |
| 12 x 15 x 12 | 36 | 18 | 234 | V66158KG | 1250.00 | V66158AG | 1562.00 |
| 12 x 18 x 12 | 36 | 18 | 247 | V66188KG | 1350.00 | V66188AG | 1687.00 |



CS183ASG



CS186AST



CS151AST

Capital Steel Lockers


Our Capital lockers provide performance and reliability. Reinforced, welded frame-and-door assemblies ensure maximum security. Doors are styled with a catch-free recessed handle and padlockable friction hasp for quiet operation and ventilated with 2 sets of louvers. Durable powder coat finish resists wear and scratches for years of attractive service. Legs add 6" to height. Includes blank number plates. Optional locks, numbered plate kits and bases sold separately. Choose from tan or gray and assembled or ready-to-assemble styles. **Single Tier** lockers include a hat shelf and double and single-prong coat hooks (the 18" deep model also includes coat rod). **Double Tier** lockers include double and single-prong coat hooks. **Assembled lockers are not returnable.**



FIVE KNUCKLE HINGES WITH LAPPED AND WELDED STEEL DOOR FRAME



COAT ROD



HAT SHELF AND COAT HOOKS



CATCH-FREE RECESSED HANDLE

| Opening W"x D" x H" | Overall Width" | Doors | Wt. | READY TO ASSEMBLE | | ASSEMBLED | |
|------------------------|-------------------|-------|-----|-------------------|-----------------|-----------|-----------------|
| | | | | Model | Price/ Group | Model | Price/ Group |
| Single Tier | | | | | | | |
| 12 x 15 x 72 | 12 | 1 | 50 | CS151KD | \$220.00 | CS151AS | \$275.00 |
| 12 x 15 x 72 | 36 | 3 | 147 | CS153KD | 450.00 | CS153AS | 563.00 |
| 12 x 18 x 72 | 12 | 1 | 53 | CS181KD | 250.00 | CS181AS | 313.00 |
| 12 x 18 x 72 | 36 | 3 | 162 | CS183KD | 600.00 | CS183AS | 750.00 |
| Double Tier | | | | | | | |
| 12 x 15 x 36 | 12 | 2 | 52 | CS152KD | 225.00 | CS152AS | 282.00 |
| 12 x 15 x 36 | 36 | 6 | 149 | CS156KD | 600.00 | CS156AS | 750.00 |
| 12 x 18 x 36 | 12 | 2 | 55 | CS182KD | 236.00 | CS182AS | 295.00 |
| 12 x 18 x 36 | 36 | 6 | 162 | CS186KD | 618.00 | CS186AS | 773.00 |

Specify color suffix Gray (G) or Tan (T)

Accessories

CLOSED BASES

Encloses the area between the locker legs for a clean appearance and easier maintenance. Order by locker width and depth. Available in tan, gray or blue.



| Model | Description | Price |
|-------|------------------|---------|
| FB12 | 12" W Front Base | \$13.00 |
| FB15 | 15" W Front Base | 13.00 |
| EB12 | 12" D End Base | 13.00 |
| EB15 | 15" D End Base | 13.00 |
| EB18 | 18" D End Base | 13.00 |

Specify color suffix Gray (G), Tan (T) or Blue (B)

SLOPE TOP KITS

Up to 3 lockers wide. Includes 3 tops, 2 sides and 3 backs



| Model | Opening Width" | Depth" | Price |
|--------|-------------------|--------|---------|
| ST1212 | 12 | 12 | \$56.00 |
| ST1215 | 12 | 15 | 56.00 |
| ST1218 | 12 | 18 | 56.00 |
| ST1518 | 15 | 18 | 60.00 |

Specify color suffix Gray (G), Tan (T) or Blue (B)

NUMBERED PLATE KITS

Numbered aluminum plates. Includes rivets. Model NPK100 includes rivet gun.



| Model | Description | Price |
|--------|------------------|---------|
| NPK100 | Numbered 1-100 | \$62.00 |
| NPK200 | Numbered 101-299 | 92.00 |
| NPK300 | Numbered 300-499 | 92.00 |

LOCKERS



CHROME
DOOR
LATCH FOR
SMOOTH
FINGERTIP
OPENING

PS1536AG

SHOWN WITH OPTIONAL
CLOSED BASE

See Page 45 For Optional
Accessories



PT123AST

PD122AST



P6128ASB

Paramount Steel Lockers

The **Paramount series lockers** feature 16 gauge steel doors, 5-knuckle security hinges, quiet operating latch mechanism, and welded, reinforced frame-and-door assemblies for maximum security. Extra wide louvers promote ventilation. Legs add 6" to height. Durable, attractive powder coat finish is available in the 3 most popular locker colors: blue, tan and gray. Includes blank number plates. Lockers feature finished sides; no need for decorative end panels. Optional locks, numbered plate kits and bases sold separately on page 46. **Assembled lockers are not returnable.**

Single Tier lockers have secure 3-point positive locking system, hat shelf, chrome door latch and double and single-prong coat hooks (18" deep model also includes coat rod).

Double Tier & Triple Tier lockers have secure 2-point positive locking system, chrome door latch and double and single prong coat hooks. **Six Tier** Lockers feature padlockable friction latch and hasp closures.

Sixteen Person lockers featured the same as **six tier** and are arranged around a central coat rod. Each compartment is 12"W x 18"D x 12"H.



Model
P61816AST

| Opening W"x D" x H" | Overall Width ¹ | Doors | Wt. | READY TO ASSEMBLE | | ASSEMBLED | |
|------------------------|-------------------------------|-------|-----|-------------------|-----------------|-----------|-----------------|
| | | | | Model | Price/ Group | Model | Price/ Group |
| Single Tier | | | | | | | |
| 12 x 12 x 60 | 12 | 1 | 43 | PS1216K | \$203.00 | PS1216A | \$254.00 |
| 12 x 12 x 60 | 36 | 3 | 133 | PS1236K | 562.00 | PS1236A | 703.00 |
| 12 x 15 x 60 | 12 | 1 | 47 | PS1516K | 225.00 | PS1516A | 282.00 |
| 12 x 15 x 60 | 36 | 3 | 140 | PS1536K | 585.00 | PS1536A | 732.00 |
| 12 x 18 x 60 | 12 | 1 | 52 | PS1816K | 248.00 | PS1816A | 310.00 |
| 12 x 18 x 60 | 36 | 3 | 154 | PS1836K | 607.00 | PS1836A | 759.00 |
| 12 x 12 x 72 | 12 | 1 | 46 | PS1217K | 225.00 | PS1217A | 282.00 |
| 12 x 12 x 72 | 36 | 3 | 144 | PS1237K | 573.00 | PS1237A | 717.00 |
| 12 x 18 x 72 | 12 | 1 | 55 | PS1517K | 264.00 | PS1517A | 330.00 |
| 12 x 18 x 72 | 36 | 3 | 167 | PS1537K | 700.00 | PS1537A | 875.00 |
| 15 x 18 x 72 | 15 | 1 | 66 | PS1817K | 281.00 | PS1817A | 350.00 |
| 15 x 18 x 72 | 45 | 3 | 181 | PS1837K | 840.00 | PS1837A | 1050.00 |
| Double Tier | | | | | | | |
| 12 x 12 x 36 | 12 | 2 | 51 | PD122KD | 225.00 | PD122AS | 282.00 |
| 12 x 12 x 36 | 36 | 6 | 153 | PD126KD | 674.00 | PD126AS | 843.00 |
| 12 x 15 x 36 | 12 | 2 | 55 | PD152KD | 248.00 | PD152AS | 310.00 |
| 12 x 15 x 36 | 36 | 6 | 159 | PD156KD | 735.00 | PD156AS | 919.00 |
| 12 x 18 x 36 | 12 | 2 | 58 | PD182KD | 270.00 | PD182AS | 338.00 |
| 12 x 18 x 36 | 36 | 6 | 172 | PD186KD | 800.00 | PD186AS | 1000.00 |
| Triple Tier | | | | | | | |
| 12 x 15 x 24 | 12 | 3 | 56 | PT123KD | 337.00 | PT123AS | 422.00 |
| 12 x 15 x 24 | 36 | 9 | 161 | PT129KD | 787.00 | PT129AS | 984.00 |
| Six Tier | | | | | | | |
| 12 x 12 x 12 | 12 | 6 | 54 | P6126KD | 293.00 | P6126AS | 367.00 |
| 12 x 12 x 12 | 36 | 18 | 161 | P6128KD | 731.00 | P6128AS | 914.00 |
| 12 x 15 x 12 | 12 | 6 | 65 | P6156KD | 315.00 | P6156AS | 394.00 |
| 12 x 15 x 12 | 36 | 18 | 178 | P6158KD | 787.00 | P6158AS | 984.00 |
| 16 Person | | | | | | | |
| 12 x 18 x 12 | 69 | 16 | 168 | P61816KD | 899.00 | P61816AS* | 1124.00 |

All models: specify color suffix Blue (B), Gray (G) or Tan (T)

*Ships partially assembled



I6128ASTN



RECESSED STAINLESS STEEL HANDLE FOR SAFETY AND APPEARANCE



ID122ASBL



NYLON CATCH FOR QUIET DOOR OPERATION

IS1236AGY

SEE PAGE 45 FOR ADDITIONAL ACCESSORIES

| Opening W" x D" x H" | Overall Width" | Doors | READY TO ASSEMBLE | | ASSEMBLED | | |
|----------------------|----------------|-------|-------------------|------------|-----------|------------|-----|
| | | | Model* | List Price | Model* | List Price | Wt. |
| SINGLE TIER | | | | | | | |
| 12 x 12 x 60 | 12 | 1 | IS1216K | \$203.00 | IS1216A | \$254.00 | 43 |
| 12 x 12 x 60 | 36 | 3 | IS1236K | 562.00 | IS1236A | 703.00 | 133 |
| 12 x 15 x 60 | 12 | 1 | IS1516K | 225.00 | IS1516A | 282.00 | 47 |
| 12 x 15 x 60 | 36 | 3 | IS1536K | 585.00 | IS1536A | 732.00 | 140 |
| 12 x 18 x 60 | 12 | 1 | IS1816K | 248.00 | IS1816A | 310.00 | 52 |
| 12 x 18 x 60 | 36 | 3 | IS1836K | 607.00 | IS1836A | 759.00 | 154 |
| 12 x 12 x 72 | 12 | 1 | IS1217K | 225.00 | IS1217A | 282.00 | 46 |
| 12 x 12 x 72 | 36 | 3 | IS1237K | 573.00 | IS1237A | 717.00 | 144 |
| 12 x 18 x 72 | 12 | 1 | IS1517K | 259.00 | IS1517A | 324.00 | 55 |
| 12 x 18 x 72 | 36 | 3 | IS1537K | 674.00 | IS1537A | 843.00 | 167 |
| 15 x 18 x 72 | 15 | 1 | IS1817K | 281.00 | IS1817A | 352.00 | 66 |
| 15 x 18 x 72 | 45 | 3 | IS1837K | 787.00 | IS1837A | 984.00 | 181 |
| DOUBLE TIER | | | | | | | |
| 12 x 12 x 36 | 12 | 2 | ID122KD | 225.00 | ID122AS | 282.00 | 51 |
| 12 x 12 x 36 | 36 | 6 | ID126KD | 674.00 | ID126AS | 843.00 | 153 |
| 12 x 15 x 36 | 12 | 2 | ID152KD | 248.00 | ID152AS | 310.00 | 55 |
| 12 x 15 x 36 | 36 | 6 | ID156KD | 719.00 | ID156AS | 899.00 | 159 |
| 12 x 18 x 36 | 12 | 2 | ID182KD | 270.00 | ID182AS | 338.00 | 58 |
| 12 x 18 x 36 | 36 | 6 | ID186KD | 742.00 | ID186AS | 928.00 | 172 |
| SIX TIER | | | | | | | |
| 12 x 12 x 12 | 12 | 6 | I6126KD | 293.00 | I6126AS | 367.00 | 54 |
| 12 x 12 x 12 | 36 | 18 | I6128KD | 731.00 | I6128AS | 914.00 | 161 |
| 12 x 15 x 12 | 12 | 6 | I6156KD | 315.00 | I6156AS | 394.00 | 65 |
| 12 x 15 x 12 | 36 | 18 | I6158KD | 787.00 | I6158AS | 984.00 | 176 |
| 12 x 18 x 12 | 12 | 6 | I6186KD | 350.00 | I6186AS | 438.00 | 72 |
| 12 x 18 x 12 | 36 | 18 | I6188KD | 900.00 | I6188AS | 1125.00 | 197 |
| 16 PERSON † | | | | | | | |
| 12 x 18 x 12 | 69 | 16 | I61816KD | 899.00 | I61816AS | 1124.00 | 16 |

† Ships Partially Assembled
*All models: add color suffix: Blue (BL), Tan (TN) and Gray (GY).

Infinity Steel Lockers

Contemporary Styling with Superior Security

Catch-Free Recessed Handle Enhances Safety and Security Door handle with fingertip lift latch is recessed into the door face to create a smooth catch-free surface, to discourage the padlock from being cut off and to provide a neat, clean look. The results are quiet operation and improved safety, security and appearance. These quality lockers feature 16 gauge steel doors, 5-knuckle security hinge and welded, reinforced frame-and-door assemblies. Extra wide louvers promote ventilation. Legs add 6" to height. Includes blank number plate. Optional locks, numbered plate kits and bases sold separately. Durable, attractive powder coat finish is available in the 3 most popular locker colors; **Add color suffix: Gray (GY), Tan (TN) and Blue (BL).** **Assembled lockers are not returnable.**

Single Tier lockers have secure 3-point positive locking system, hat shelf, stainless steel door latch and double and single-prong coat hooks (the 18" deep model also includes coat rod).

Double Tier lockers have secure 2-point positive locking system, stainless steel door latch and double and single-prong coat hooks.

Six Tier lockers feature padlockable friction latch and hasp closures.

Sixteen Person lockers feature the same as **Six Tier** and are arranged around a central coat rod. Each compartment is 12"W x 18"D x 12"H.

Hardwood Maple Top Locker Benches

Hardwood locker benches have 1 1/4" thick maple finished top and sturdy steel base. Top has a heavy varnished clear top for splinter-free sitting. These benches measure 9 1/2"W x 17"H. Floor Anchor Benches include tubular steel pedestal legs for stability. Steel pedestals have gray enamel finish. Must be anchored to the floor for maximum stability. Free Standing Benches have 14"W stainless steel base legs.

| W" x D" x H" | Style | Model | List Price | Wt. Lbs. |
|------------------|-------|--------|------------|----------|
| 72 x 9 1/2 x 17 | Tube | LB72A | \$250.00 | 41.6 |
| 96 x 9 1/2 x 17 | Tube | LB96A | 275.00 | 51.4 |
| 108 x 9 1/2 x 17 | Tube | LB108A | 350.00 | 55.4 |
| 120 x 9 1/2 x 17 | Tube | LB120A | 375.00 | 59.4 |





REINFORCED RIBS

LARGE FRONT LABEL SLOT



LABEL HOLDER



| Model | W" x H" | Price/25pkg. |
|-------|-----------|--------------|
| LH31 | 3 x 1 | \$35.00 |
| LH41 | 4 x 1 3/4 | 40.00 |

| Overall | | Pkg. | | PREMIUM STACKING BIN | | WINDOW | | DIVIDER | |
|---------------------|------|---------|----------------|----------------------|----------|------------|---------|------------|--|
| W" x D" x H" | Pkg. | Model | List Price Ea. | Wt. Lbs. | Model | List Price | Model | List Price | |
| 4 1/8 x 4 1/2 x 3 | 24 | SB443 | \$1.10 | 4 | — | — | — | — | |
| 4 1/8 x 5 3/8 x 3 | 24 | SB453 | 1.15 | 5 | — | — | SBD453 | 9.50 | |
| 4 1/8 x 7 3/8 x 3 | 24 | SB473 | 1.85 | 1 | — | — | SBD473 | 12.50 | |
| 4 1/8 x 10 7/8 x 4 | 12 | SB4104 | 4.05 | 6 | SBW4104 | 21.00 | SBD4104 | 12.00 | |
| 5 1/2 x 10 7/8 x 5 | 12 | SB5105 | 5.00 | 6 | SBW5105 | 21.75 | — | — | |
| 5 1/2 x 14 3/4 x 5 | 12 | SB5145 | 6.00 | 6 | SBW5145 | 21.75 | SBD5145 | 15.25 | |
| 8 1/4 x 10 3/4 x 7 | 6 | SB8107 | 8.30 | 12 | SBW8107 | 13.50 | SBD8107 | 23.75 | |
| 8 1/4 x 14 1/8 x 7 | 12 | SB8147 | 8.30 | 4 | — | — | — | — | |
| 11 x 10 7/8 x 5 | 6 | SB11105 | 10.10 | 12 | — | — | SBD105 | 14.75 | |
| 16 1/2 x 14 3/4 x 7 | 6 | SB16147 | 15.50 | 11 | SBW16147 | 37.00 | SBD1614 | 27.00 | |

SPECIFY COLOR SUFFIX WHEN ORDERING BINS

PREMIUM STACKING BINS

These **PREMIUM BINS** can be compared feature to feature to the nationally branded bins. Reinforced walls add strength and rigidity and wide top ledge permits stable, higher stacking. Constructed of FDA approved water and corrosion proof polypropylene, to withstand freezers and autoclaves from -40°F to 250°F. Includes a full-width hanger lip, for use with louvers below. Anti-slide stop prevents shifting when stacked. Slotted label holders for easy identification. **Specify color suffix when ordering bins: Blue (BL), Yellow (Y), Red (R), Beige (BG), Green (G) or Black (BK).**

All bins and windows sold in carton qty.

Build Your Own Bin Rack

1. Choose the size, finish and quantity of shelves you need (see page 4).
2. Add four posts per unit (see page 4).
3. Add Casters for mobility (see page 23).
4. Select your bins below.

LITTLE BINS

| Model | Overall W" x D" x H" | Ctn. Qty. | Price/Ctn. |
|-------|----------------------|-----------|------------|
| LB133 | 1 3/4 x 3 1/4 x 3 | 48 | \$48.00 |
| LB253 | 2 3/4 x 5 1/4 x 3 | 48 | 65.00 |
| LB424 | 4 x 2 x 4 | 50 | 60.00 |

Add color suffix: Blue (B) or Yellow (Y). LB424 Yellow only.



DISTRIBUTION CONTAINER

Safely and securely ship and distribute materials with these durable, affordable shipping containers. Interlocking lids are permanently attached using steel hinges. Raised lip edges allow secure stacking. **Molded from high density FDA approved polyethylene.** Containers allow nesting when not in use with lids open for compact storage and to help reduce return shipping costs. Molded grip handles have an integral hasp to accept cable ties for security. Sold in carton quantities. **Specify Color Suffix: Gray (G), Blue (B) or Red (R).**



Plastic Dolly
27 1/2" x 18" x 3"
4" casters. 650 lbs. capacity
Model PD2718 \$165.00

Security Nylon Cable Tie assortment includes 3 sizes in 5 colors - 4"L x 0.092"W, 6 1/2"L x 0.095"W and 7 1/2"L x 0.187"W. Colors include Yellow, Red, Blue, Black and Clear. 25 ties in each color and size. 375 ties in total. Model CTP \$25.00



| Model | Top Outside L" x W" x H" | Cap. Alone | Lbs. Stacked | Stack Qty. | Ctn. Qty. | Price Each |
|----------|-------------------------------|------------|--------------|------------|-----------|------------|
| DC19117 | 19 5/8 x 11 7/8 x 7 | 35 | 175 | 5 | 6 | \$18.00 |
| DC18135* | 18 x 13 x 15 | 35 | 175 | 5 | 6 | 35.00 |
| DC21159 | 21 7/8 x 15 1/4 x 9 11/16 | 45 | 225 | 5 | 6 | 27.50 |
| DC21152 | 21 7/8 x 15 1/4 x 12 7/8 | 50 | 250 | 5 | 6 | 24.75 |
| DC22133 | 22 3/8 x 13 x 13 | 45 | 225 | 5 | 6 | 33.00 |
| DC21157 | 21 7/8 x 15 1/4 x 17 1/4 | 45 | 225 | 5 | 3 | 45.00 |
| DC24143 | 24 1/2 x 14 7/8 x 13 3/4 | 45 | 225 | 5 | 3 | 48.00 |
| DC231912 | 23 3/4 x 19 1/4 x 12 1/2 | 50 | 250 | 5 | 3 | 37.00 |
| DC271612 | 27 3/16 x 16 5/8 x 12 1/2 | 50 | 250 | 5 | 3 | 39.50 |
| DC282015 | 28 1/8 x 20 3/4 x 15 5/8 | 60 | 300 | 5 | 1 | 69.00 |
| DCLH53 | 5 x 3 Label with clear holder | | | | 25/pkg. | 40.00 |

* Gray Only

Wall Panel

Mount easily on wall or shelving...attach to carts, benches, inside cabinets, slotted angle or to service truck interior. Bins may be moved or rearranged in unlimited configurations with no adjustment to panel. 16 gauge steel with gray enamel finish. Sold 4 per carton. Bins sold separately.



| W" x H" | Model | List Price Each | Wt. Lbs. |
|---------|-------|-----------------|----------|
| 18 x 19 | WP18 | \$41.00 | 20.0 |
| 36 x 19 | WP36 | 57.00 | 46.0 |



BENCH RACK - 36"W x 20"H x 9"D
Bins sold separately.

Bin Racks

Organize, transport and store parts, components and hardware with maximum efficiency. Heavy duty 16 gauge steel louvered bin rack provides easy removal of polypropylene bins. Double-Sided Mobile Cart comes with 3" rubber wheel casters with 500 lb. capacity. Gray enamel finish. Order Bins separately.

| BIN RACK | Model | List Price | Wt. Lbs. |
|------------------|----------|------------|----------|
| 36 x 20 x 9 | BBR3620 | \$103.00 | 20.0 |
| 36 x 50 x 13 1/2 | FBR36501 | 630.00 | 46.0 |
| 36 x 53 x 25 1/2 | MBR36501 | 1052.00 | 111.0 |



DOUBLE-SIDED MOBILE CART - 36"W x 53"H x 25 1/2"D
Bins sold separately.





SINGLE-SIDED FLOOR RACK - 36"W x 50"H x 13 1/2"D
Bins sold separately.

| W" x D" x H" | Model | BOX | | SHORT DIVIDER | | LONG DIVIDER | | | |
|-----------------|--------|------------|----------|---------------|----------|--------------|----------|--------|-----|
| | | List Price | Wt. Lbs. | List Price | Wt. Lbs. | List Price | Wt. Lbs. | | |
| 11 x 8 x 2 1/2 | TB112 | \$19.00 | 0.4 | TB112S | \$5.00 | 0.1 | TB112L | \$6.00 | 0.1 |
| 11 x 8 x 3 1/2 | TB113 | 20.00 | 0.4 | TB113S | 5.00 | 0.1 | TB113L | 6.00 | 0.1 |
| 11 x 8 x 4 1/2 | TB114 | 21.00 | 0.6 | TB114S | 6.00 | 0.2 | TB114L | 6.00 | 0.1 |
| 11 x 8 x 5 | TB115 | 24.00 | 0.6 | TB115S | 6.00 | 0.2 | TB115L | 6.00 | 0.2 |
| 16 x 11 x 1 3/4 | TB161 | 23.00 | 0.8 | TB161S | 5.00 | 0.1 | TB161L | 6.00 | 0.1 |
| 16 x 11 x 2 1/2 | TB162 | 29.00 | 0.8 | TB162S | 6.00 | 0.1 | TB162L | 6.00 | 0.1 |
| 16 x 11 x 3 1/2 | TB163 | 31.00 | 1.1 | TB163S | 6.00 | 0.1 | TB163L | 6.00 | 0.1 |
| 16 x 11 x 4 1/2 | TB164 | 33.00 | 1.2 | TB164S | 6.00 | 0.1 | TB164L | 7.00 | 0.3 |
| 16 x 11 x 5 | TB165 | 34.00 | 1.3 | TB165S | 6.00 | 0.1 | TB165L | 7.00 | 0.3 |
| 16 x 11 x 6 | TB166 | 39.00 | 1.4 | TB166S | 6.00 | 0.1 | TB166L | 7.00 | 0.4 |
| 16 x 11 x 7 | TB167 | 42.00 | 1.5 | TB167S | 6.00 | 0.1 | TB167L | 7.00 | 0.4 |
| 16 x 11 x 8 | TB168 | 43.00 | 1.6 | TB168S | 6.00 | 0.2 | TB168L | 7.00 | 0.4 |
| 24 x 11 x 2 1/2 | TB242 | 34.00 | 1.3 | TB242S | 6.00 | 0.1 | TB242L | 7.00 | 0.1 |
| 24 x 11 x 3 1/2 | TB243 | 35.00 | 1.5 | TB243S | 6.00 | 0.1 | TB243L | 7.00 | 0.1 |
| 24 x 11 x 4 1/4 | TB244 | 36.00 | 1.7 | TB244S | 6.00 | 0.1 | TB244L | 7.00 | 0.1 |
| 24 x 11 x 5 | TB245 | 37.00 | 1.8 | TB245S | 6.00 | 0.2 | TB245L | 7.00 | 0.1 |
| 24 x 11 x 6 | TB246 | 45.00 | 2.0 | TB246S | 6.00 | 0.3 | TB246L | 8.00 | 0.1 |
| 24 x 11 x 7 | TB247 | 51.00 | 2.4 | TB247S | 6.00 | 0.3 | TB247L | 8.00 | 0.1 |
| 24 x 11 x 8 | TB248 | 53.00 | 2.5 | TB248S | 6.00 | 0.3 | TB248L | 8.00 | 0.1 |
| 22 x 17 x 3 1/2 | TB223 | 34.00 | 1.8 | TB223S | 6.00 | 0.1 | TB223L | 7.00 | 0.2 |
| 22 x 17 x 4 1/4 | TB224 | 42.00 | 2.0 | TB224S | 6.00 | 0.2 | TB224L | 7.00 | 0.3 |
| 22 x 17 x 5 | TB225 | 44.00 | 2.4 | TB225S | 6.00 | 0.2 | TB225L | 7.00 | 0.3 |
| 22 x 17 x 6 | TB226 | 46.00 | 3.2 | TB226S | 6.00 | 0.3 | TB226L | 7.00 | 0.4 |
| 22 x 17 x 7 | TB227 | 56.00 | 3.5 | TB227S | 8.00 | 0.3 | TB227L | 10.00 | 0.4 |
| 22 x 17 x 8 | TB228 | 57.00 | 3.8 | TB228S | 8.00 | 0.3 | TB228L | 10.00 | 0.5 |
| 22 x 17 x 9 | TB229 | 59.00 | 4.7 | TB229S | 9.00 | 0.4 | TB229L | 10.00 | 0.6 |
| 22 x 17 x 10 | TB2210 | 64.00 | 4.8 | TB2210S | 9.00 | 0.4 | TB2210L | 10.00 | 0.6 |
| 22 x 17 x 11 | TB2211 | 74.00 | 5.1 | TB2211S | 9.00 | 0.4 | TB2211L | 10.00 | 0.6 |
| 22 x 17 x 12 | TB2212 | 75.00 | 5.2 | TB2212S | 15.00 | 0.5 | TB2212L | 20.00 | 0.3 |
| 22 x 17 x 13 | TB2213 | 94.00 | 5.2 | TB2213S | 15.00 | 0.5 | TB2213L | 20.00 | 0.3 |
| 22 x 17 x 14 | TB2214 | 105.00 | 5.6 | TB2214S | 15.00 | 0.5 | TB2214L | 20.00 | 0.3 |

Dividable Modu-Boxes

Dividable Modu-Boxes
Maximize storage space with these dividable, stackable heavy duty boxes. Constructed of ribbed, injection molded gray polyethylene for strength and rigidity. Easy to clean. Optional Dividers fit in molded-in grooves, on 1 1/4" centers. Optional covers are made of clear plastic allowing contents to remain secure and visible for inventory control.



| COVERS | | |
|---------|-------|------------|
| W" x H" | Model | List Price |
| 11 x 8 | TL11 | 14.00 |
| 16 x 11 | TL16 | 21.00 |
| 24 x 11 | TL22 | 27.00 |
| 22 x 17 | TL24 | 35.00 |

WORKBENCHES

VERSATILE, DURABLE WORKBENCHES....UNBEATABLE PERFORMANCE A Good Bench Creates A Good Worker!

Steel open leg frames feature 2 electrical knockouts that accept installation of duplex outlets for electrical wiring or optional plug-in outlet that easily screws in place with no wiring necessary. 3"W steel legs with channel construction for extra strength. These industrial workbenches include a full width lateral brace for added reinforcement. Legs and stringer are finished in gray baked enamel for rust and scratch resistance. **Height Adjustable Legs** adjust from 27⁷/₈" to 35¹/₂"H at 1¹/₂" increments for proper work height positioning for any user. Our bench top selection is perfect for any environment!



FLARED FIXED LEG 32"

ADJUSTABLE HEIGHT LEG 27⁷/₈"- 35¹/₂"

SELF CONTAINED DUAL SIDED OUTLET provides easy access to electrical power on both front and back sides. 15 ft. Power cord. Rated at 15 Amp and 115V. Model DSO15 Price \$150.00 ea.


DUAL SIDED OUTLET



FLARED FIXED LEG 32"

ADJUSTABLE HEIGHT LEG 27⁷/₈"- 35¹/₂"

STATIC FREE WRIST STRAP helps protect sensitive electronic components. Alligator clip attaches to any grounding object. Model SFWS Price \$35.00 ea.




FLARED FIXED LEG 32"

ADJUSTABLE HEIGHT LEG 27⁷/₈"- 35¹/₂"

CASTER KIT Includes 2 swivel (w/brakes), 2 rigid casters, mounting brackets and hardware. Add suffix "A" to model and add \$225.00 to listed price. For 96" Caster Kit Add suffix "A" to model and add \$250.00 to listed price.

Plastic Top Super Strong...Easy Clean

High pressure plastic laminate with wood-core withstands heavy abuse. Provides a smooth, tough work surface for any application. 1⁵/₈" thick light gray plastic top.



| W" x D" | FLARED FIXED LEG Model | ADJUSTABLE HEIGHT LEG Model | List Price | Wt. Lbs. |
|--------------------|------------------------|-----------------------------|------------|----------|
| SQUARE EDGE | | | | |
| 48 x 30 | PT4830QF | PT4830QA | \$459.00 | 109 |
| 60 x 30 | PT6030QF | PT6030QA | 530.00 | 121 |
| 60 x 36 | PT6036QF | PT6036QA | 610.00 | 142 |
| 72 x 30 | PT7230QF | PT7230QA | 581.00 | 150 |
| 72 x 36 | PT7236QF | PT7236QA | 646.00 | 162 |
| 96 x 30 | PT9630QF | PT9630QA | 768.00 | 181 |
| 96 x 36 | PT9636QF | PT9636QA | 943.00 | 205 |
| SAFETY EDGE | | | | |
| 60 x 30 | PT6030SF | PT6030SA | 595.00 | 121 |
| 72 x 30 | PT7230SF | PT7230SA | 671.00 | 150 |
| 72 x 36 | PT7236SF | PT7236SA | 756.00 | 162 |

ESD Top Protects Equipment from Harmful Static!

Conductive white plastic top dissipates 5000 volts of static electricity in .01 seconds with a surface resistance of 10¹⁰ Ohms. 1¹/₄" thick top prevents damage to sensitive electronic circuitry during assembly. Cleans easily. Complies MIL-B817058 and 101B, 101C Method 4046.



| W" x D" | FLARED FIXED LEG Model | ADJUSTABLE HEIGHT LEG Model | List Price | Wt. Lbs. |
|--------------------|------------------------|-----------------------------|------------|----------|
| SQUARE EDGE | | | | |
| 48 x 30 | ET4830QF | ET4830QA | \$667.00 | 94 |
| 60 x 30 | ET6030QF | ET6030QA | 683.00 | 115 |
| 72 x 30 | ET7230QF | ET7230QA | 779.00 | 140 |
| 72 x 36 | ET7236QF | ET7236QA | 859.00 | 151 |
| SAFETY EDGE | | | | |
| 48 x 30 | ET4830SF | ET4830SA | 767.00 | 109 |
| 60 x 30 | ET6030SF | ET6030SA | 783.00 | 120 |
| 72 x 30 | ET7230SF | ET7230SA | 919.00 | 133 |
| 72 x 36 | ET7236SF | ET7236SA | 989.00 | 156 |

Steel Top Super Strong Steel Won't Crack or Buckle


Made of 12 gauge steel for heavy duty use in industrial applications. 1³/₄" thick top is reinforced with 14 gauge end channels for additional strength and durability. Gray baked enamel finish is rust resistant and won't absorb oils and lubricants.



| W" x D" | FLARED FIXED LEG Model | ADJUSTABLE HEIGHT LEG Model | List Price | Wt. Lbs. |
|---------|------------------------|-----------------------------|------------|----------|
| 48 x 30 | ST4830F | ST4830A | \$459.00 | 110 |
| 48 x 36 | ST4836F | ST4836A | 494.00 | 123 |
| 60 x 30 | ST6030F | ST6030A | 500.00 | 118 |
| 60 x 36 | ST6036F | ST6036A | 550.00 | 135 |
| 72 x 30 | ST7230F | ST7230A | 536.00 | 133 |
| 72 x 36 | ST7236F | ST7236A | 616.00 | 160 |

Maple-Butcher Block Top

Solid, 1³/₄" thick rugged top stands up to constant, heavy use. Maple butcher block top is kiln dried, electronically glued, sanded smooth and finished with a penetrating oil protectant for a high quality appearance.



| W" x D" | FLARED FIXED LEG Model | ADJUSTABLE HEIGHT LEG Model | Price | Wt. |
|--------------------|------------------------|-----------------------------|----------|-----|
| SQUARE EDGE | | | | |
| 48 x 30 | BB4830QF | BB4830QA | \$609.00 | 119 |
| 60 x 30 | BB6030QF | BB6030QA | 780.00 | 139 |
| 60 x 36 | BB6036QF | BB6036QA | 850.00 | 149 |
| 72 x 30 | BB7230QF | BB7230QA | 856.00 | 158 |
| 72 x 36 | BB7236QF | BB7236QA | 981.00 | 183 |
| 96 x 36 | BB9636QF | BB9636QA | 1318.00 | 250 |
| SAFETY EDGE | | | | |
| 60 x 30 | BB6030SF | BB6030SA | 780.00 | 138 |
| 72 x 30 | BB7230SF | BB7230SA | 891.00 | 158 |
| 72 x 36 | BB7236SF | BB7236SA | 1006.00 | 165 |



DUAL SIDED OUTLET



FLARED FIXED LEG 32"


ADJUSTABLE HEIGHT LEG 27⁷/₈"- 35¹/₂"

SELF CONTAINED DUAL SIDED OUTLET provides easy access to electrical power on both front and back sides. 15 ft. Power cord. Rated at 15 Amp and 115V.

| Model | Price Each |
|-------|------------|
| DSO15 | \$150.00 |

Shop Top Non-Conductive, Non-Warping

One of the toughest industrial tops available. Shop Top bench top protects against static build-up and won't warp or split. Shop top is faced on two sides with 3/8" thick high grade, high density particleboard sealed with a catalyzed finish to resist liquids. Strong MDF core. Choose between 1¹/₂" thick Square Edge or 1³/₄" thick Safety Edge.



| W" x D" | FLARED FIXED LEG Model | ADJUSTABLE HEIGHT LEG Model | Price | Wt. |
|--------------------|------------------------|-----------------------------|----------|-----|
| SQUARE EDGE | | | | |
| 48 x 30 | SH4830QF | SH4830QA | \$459.00 | 111 |
| 60 x 30 | SH6030QF | SH6030QA | 500.00 | 121 |
| 60 x 36 | SH6036QF | SH6036QA | 575.00 | 146 |
| 72 x 30 | SH7230QF | SH7230QA | 556.00 | 153 |
| 72 x 36 | SH7236QF | SH7236QA | 651.00 | 177 |
| 96 x 30 | SH9630QF | SH9630QA | 798.00 | 206 |
| 96 x 36 | SH9636QF | SH9636QA | 888.00 | 250 |
| SAFETY EDGE | | | | |
| 60 x 30 | ST6030SF | ST6030SA | 585.00 | 146 |
| 72 x 30 | ST7230SF | ST7230SA | 656.00 | 163 |
| 72 x 36 | ST7236SF | ST7236SA | 756.00 | 171 |



FLARED FIXED LEG 32"

ADJUSTABLE HEIGHT LEG 27⁷/₈"- 35¹/₂"

Ash Butcher Block Top Stands Up To Constant, Heavy Use

Heavy duty, good-looking top at an affordable price. 1³/₄" thick Ash Butcher Block top is kiln dried, electronically glued and sanded smooth for a high quality appearance. Penetrating mineral oil protectant finish resists moisture and won't absorb oil and lubricants.



SAFETY EDGE

| W" x D" | FLARED FIXED LEG Model | ADJUSTABLE HEIGHT LEG Model | Price | Wt. |
|---------|------------------------|-----------------------------|----------|-----|
| 60 x 30 | AT6030QF | AT6030QA | \$690.00 | 136 |
| 72 x 30 | AT7230QF | AT7230QA | 746.00 | 150 |
| 72 x 36 | AT7236QF | AT7236QA | 856.00 | 178 |



FLARED FIXED LEG 32"

ADJUSTABLE HEIGHT LEG 27⁷/₈"- 35¹/₂"

Stainless Steel Top Corrosion Resistant

Made of Type 304, 16 gauge stainless steel. 1¹/₂" thick top features a durable particle board core with phenolic backer for use in clean rooms and food service environments. Stainless edges are welded and polished on the corners with a #4 brushed finish.



SQUARE EDGE

| W" x D" | FLARED FIXED LEG Model | ADJUSTABLE HEIGHT LEG Model | Price | Wt. |
|---------|------------------------|-----------------------------|----------|-----|
| 48 x 30 | SS4830QF | SS4830QA | \$984.00 | 159 |
| 60 x 30 | SS6030QF | SS6030QA | 1150.00 | 179 |
| 72 x 30 | SS7230QF | SS7230QA | 1321.00 | 218 |



FLARED FIXED LEG 32"

ADJUSTABLE HEIGHT LEG 27⁷/₈"- 35¹/₂"

CASTER KIT Includes 2 swivel (w/brakes), 2 rigid casters, mounting brackets and hardware. Add suffix "A" to model and add \$225.00 to listed price. For 96" Caster Kit Add suffix "A" to model and add \$250.00 to listed price.



WORKBENCHES & WORKTABLES

WORK BENCH ACCESSORIES

ADJUSTABLE LEG



FIXED HEIGHT LEG



Both leg styles are 13 gauge and feature double electrical knock outs, front and back. Legs are punched for tops, stringers and shelf attachment. Legs sold individually.

Note: Mounting hardware not included with legs.

| LOWER SHELF - With 2" Back Stop | | | |
|---------------------------------|---------|------------|----------|
| L" x W" | Model | List Price | Wt. Lbs. |
| 48 x 15 | BS4815 | \$100.00 | 18 |
| 60 x 15 | BS6015 | 125.00 | 20 |
| 72 x 15 | BS7215 | 150.00 | 24 |
| 96 x 15 | BS9615* | 200.00 | 36 |

STRINGER - For all tops except steel

| | | | |
|----|------|---------|----|
| 48 | BS48 | \$29.00 | 6 |
| 60 | BS60 | 35.00 | 8 |
| 72 | BS72 | 41.00 | 10 |
| 96 | BS96 | 58.00 | 12 |

| ADJUSTABLE LEGS | | | | |
|------------------------------|---------------|-------|------------|----------|
| Adjusts on 1 1/2" increments | | | | |
| W" | Height" | Model | List Price | Wt. Lbs. |
| 30 | 27 5/8-35 5/8 | AL30 | \$90.00 | 19.0 |
| 36 | 27 5/8-35 5/8 | AL36 | 95.00 | 21.0 |

| FIXED LEGS | | | | |
|------------|---------|--------|------------|----------|
| W" | Height" | Model | List Price | Wt. Lbs. |
| 30 | 28 | FL3028 | 85.00 | 13.0 |
| 36 | 28 | FL3628 | 90.00 | 15.0 |
| 30 | 32 | FL3032 | 90.00 | 17.5 |
| 36 | 32 | FL3632 | 95.00 | 18.5 |

Stainless Steel Worktables



| STAINLESS DRAWER | | |
|------------------|------------|----------|
| 22" x 17" x 5.7" | | |
| Model | List Price | Wt. Lbs. |
| WBD2217 | 200.00 | 13.0 |

| WORKBENCH | | | |
|-----------|----------|------------|----------|
| W" x D" | Model | List Price | Wt. Lbs. |
| 24 x 24 | WB2424SS | \$200.00 | 37.4 |
| 48 x 24 | WB4824SS | 250.00 | 55.0 |
| 60 x 30 | WB6030SS | 300.00 | 77.0 |
| 72 x 30 | WB7230SS | 375.00 | 88.0 |
| 96 x 30 | WB9630SS | 525.00 | 118.0 |

WITH 2" BACKSPASH

| | | | |
|---------|-----------|--------|-------|
| 48 x 24 | WB4824BSS | 275.00 | 55.0 |
| 60 x 30 | WB6030BSS | 325.00 | 77.0 |
| 72 x 30 | WB7230BSS | 400.00 | 88.0 |
| 96 x 30 | WB9630BSS | 550.00 | 118.8 |

18 gauge 430 Series stainless steel top with undershelf is perfect for all light duty applications that require the convenience and durability of stainless steel. Work surface has 2 heavy gauge channel supports for added stability. 2 "H backsplash. Hemmed safety edges. Galvanized lower shelf is fully adjustable. Tubular legs are 1 5/8" diameter with 1" adjustable leveling feet.

* 96"W lower shelf requires a third leg

| PLASTIC SQUARE EDGE | | | | PLASTIC SAFETY EDGE | | | | ESD SQUARE EDGE | | | | ESD SAFETY EDGE | | | | STEEL SQUARE EDGE | | | | STAINLESS STEEL SQUARE EDGE | | | | |
|---|----------|------------|----------|---|------------|----------|--------|---|----------|---------|------------|---|---------|------------|----------|---|------------|----------|-------|---|----------|-------|------------|----------|
| | | | | | | | | | | | | | | | | | | | | | | | | |
| 1 5/8" THICK | | | | 1 5/8" THICK | | | | 1 1/4" THICK | | | | 1 1/4" THICK | | | | 1 3/4" THICK | | | | 1 1/2" THICK | | | | |
| High pressure plastic laminate-faced wood core. | | | | High pressure plastic laminate-faced wood | | | | Plastic top dissipates 5000 volts of static electricity in .01 seconds. | | | | Plastic top dissipates 5000 volts of static electricity in .01 seconds. | | | | 12 gauge steel top with heavy duty flanged construction. top includes stringer. | | | | Particle board core wrapped with 16 ga. type 304 stainless steel. | | | | |
| W" x D" | Model | List Price | Wt. Lbs. | Model | List Price | Wt. Lbs. | Model | List Price | Wt. Lbs. | Model | List Price | Wt. Lbs. | Model | List Price | Wt. Lbs. | Model | List Price | Wt. Lbs. | Model | List Price | Wt. Lbs. | Model | List Price | Wt. Lbs. |
| 48 x 30 | BTP430HD | \$250.00 | 45 | BTP430S | \$325.00 | 45 | BTE430 | \$450.00 | 45 | BTE430S | \$550.00 | 45 | BTST430 | \$250.00 | 53 | BSS430 | \$775.00 | 110 | | | | | | |
| 48 x 36 | BTP436HD | 300.00 | 53 | BTP436S | 360.00 | 53 | BTE436 | 520.00 | 53 | BTE436S | 600.00 | 53 | BTST436 | 275.00 | 64 | | | | | | | | | |
| 60 x 30 | BTP630HD | 315.00 | 70 | BTP630S | 380.00 | 70 | BTE630 | 460.00 | 64 | BTE630S | 560.00 | 64 | BTST630 | 285.00 | 67 | BSS630 | 935.00 | 129 | | | | | | |
| 60 x 36 | BTP636HD | 385.00 | 92 | BTP636S | 435.00 | 92 | BTE636 | 550.00 | 85 | BTE636S | 690.00 | 85 | BTST636 | 325.00 | 80 | | | | | | | | | |
| 72 x 30 | BTP730HD | 360.00 | 96 | BTP730S | 450.00 | 96 | BTE730 | 550.00 | 90 | BTE730S | 690.00 | 90 | BTST730 | 315.00 | 80 | BSS730 | 1100.00 | 165 | | | | | | |
| 72 x 36 | BTP736HD | 415.00 | 106 | BTP736S | 525.00 | 106 | BTE736 | 620.00 | 99 | BTE736S | 750.00 | 99 | BTST736 | 385.00 | 91 | | | | | | | | | |
| 96 x 30 | BTP930HD | 440.00 | 125 | --- | --- | --- | BTE930 | 785.00 | 125 | --- | --- | --- | --- | --- | --- | | | | | | | | | |
| 96 x 36 | BTP936HD | 600.00 | 150 | --- | --- | --- | BTE936 | 910.00 | 150 | --- | --- | --- | --- | --- | --- | | | | | | | | | |

| MAPLE SQUARE EDGE | | | | MAPLE SAFETY EDGE | | | | SHOP TOP SQUARE EDGE | | | | SHOP TOP SAFETY EDGE | | | | BIRCH SQUARE EDGE | | | | ASH SAFETY EDGE | | | | |
|--|--------|------------|----------|---|------------|----------|--------|---|----------|---------|------------|--|---------|------------|----------|--|------------|----------|-------|--|----------|-------|------------|----------|
| | | | | | | | | | | | | | | | | | | | | | | | | |
| 1 3/4" THICK | | | | 1 3/4" THICK | | | | 1 1/2" THICK | | | | 1 3/4" THICK | | | | 1 3/4" THICK | | | | 1 3/4" THICK | | | | |
| Top is kiln dried, glued, cured and sanded smooth. Finished with a penetrating mineral oil protectant. | | | | Solid maple strips are glued and electronically cured, kiln dried and finished with a penetrating oil protectant. | | | | Faced on two sides with 3/8" high grade, high density particleboard sealed with a catalyzed finish. MDF core. | | | | Top is faced on two sides with 3/8" thick high grade, high density particleboard sealed with a catalyzed finish. MDF core. | | | | Top is kiln dried, glued and sanded smooth. Tops are treated with mineral oil to protect from drying. *3500 lb. capacity | | | | Butcher block top is kiln dried, sanded smooth and finished with a penetrating oil protectant. | | | | |
| W" x D" | Model | List Price | Wt. Lbs. | Model | List Price | Wt. Lbs. | Model | List Price | Wt. Lbs. | Model | List Price | Wt. Lbs. | Model | List Price | Wt. Lbs. | Model | List Price | Wt. Lbs. | Model | List Price | Wt. Lbs. | Model | List Price | Wt. Lbs. |
| 48 x 30 | BTM430 | \$400.00 | 70 | BTM430S | \$420.00 | 70 | BTT430 | \$250.00 | 45 | BTT430S | \$325.00 | 45 | BTB430 | \$300.00 | 61 | | | | | | | | | |
| 48 x 36 | BTM436 | 485.00 | 82 | BTM436S | 500.00 | 82 | --- | --- | --- | --- | --- | --- | BTB436 | 400.00 | 73 | | | | | | | | | |
| 60 x 30 | BTM630 | 565.00 | 88 | BTM630S | 565.00 | 88 | BTT630 | 285.00 | 70 | BTT630S | 370.00 | 70 | BTB630 | 415.00 | 79 | BTH630S | \$475.00 | 85 | | | | | | |
| 60 x 36 | BTM636 | 625.00 | 94 | BTM636S | 660.00 | 94 | BTT636 | 350.00 | 85 | --- | --- | --- | BTB636 | 460.00 | 90 | BTH636S | 535.00 | 130 | | | | | | |
| 72 x 30 | BTM730 | 635.00 | 105 | BTM730S | 670.00 | 105 | BTT730 | 335.00 | 100 | BTT730S | 435.00 | 104 | BTB730 | 470.00 | 101 | BTH730S | 525.00 | 112 | | | | | | |
| 72 x 36 | BTM736 | 750.00 | 126 | BTM736S | 775.00 | 126 | BTT736 | 420.00 | 120 | BTT736S | 525.00 | 114 | BTB736 | 550.00 | 112 | BTH736S | 625.00 | 126 | | | | | | |
| 96 x 30 | BTM930 | 865.00 | 141 | --- | --- | --- | BTT930 | 470.00 | 130 | --- | --- | --- | BTB930* | 650.00 | 122 | | | | | | | | | |
| 96 x 36 | BTM936 | 975.00 | 168 | --- | --- | --- | BTT936 | 545.00 | 168 | --- | --- | --- | BTB936* | 800.00 | 146 | | | | | | | | | |



| Model | List Price | Wt. Lbs. |
|---------|------------|----------|
| ETC2127 | \$1100.00 | 110 |

Enclosed Mobile Transport Cabinet

68"H, capacity 40 pans. All welded, reinforced, non-insulated aluminum. Double pan construction with reinforced braces. Sanitary and rust resistant. Maneuverable on rubber, swivel plate, double ball race casters.



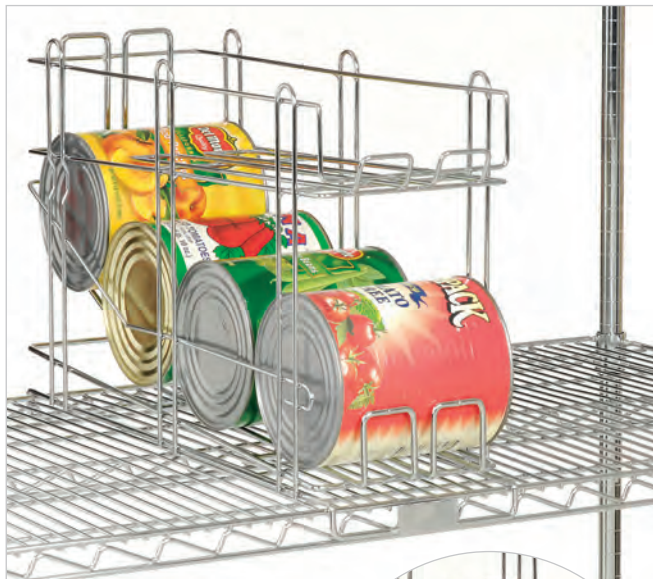
NSF



Pan Rack, Economy, Knock Down, End Loading

| Model | List Price | Wt. Lbs. |
|--------|------------|----------|
| PR2126 | \$300.00 | 29 |

Proof, store and transport full size and half size sheet pans. All aluminum construction. Rolls easily on 4 5" swivel stem casters with polyolefin wheels. Holds standard 18" x 26" sheet pans. NSF Certified. Ships knock-down. Easy to assemble. 500 pound capacity. 21"W x 26"D x 69"H, holds up to 20 trays.



Nexel Can Rack

Front loading can rack holds eight #10 or twelve #5 cans for easy dispensing. Can be used with our **Standard Wire** or **Nexelite Shelving**. Fits on a 24" wide shelf. Chrome finish.



| L" x W" x H" | Model | List Price | Wt. Lbs. |
|--------------|-------|------------|----------|
| 25 x 8 x 16 | CR10C | \$80.00 | 8.5 |



Aluminum Bun Pan

Die formed from one sheet of 18 gauge aluminum. Wire reinforced top perimeter edge for optimum strength. Pans "nest" to maximize storage.

| W" x D" | Model | List Price Ea. |
|---------|--------|----------------|
| 18 x 26 | BP1826 | \$25.00 |

Sold in packages of 12

Nexel Commercial Microwave



NSF

ETL

UL LISTED

Powerful unit with small footprint. Commercial 1000 watt microwaves are ideal for quick, efficient heating of soups, sandwiches, prepackaged lunches and beverages. Use in kitchens, break rooms, convenience stores and more. Multi-power levels allow easy control of heat and cook time. Heavy duty to withstand fast-paced environments with multiple users. 115 Volts.

| Controls | Cu. Ft. | W" x D" x H" | Model | List Price | Wt. Lbs. |
|----------|---------|--------------------------|---------|------------|----------|
| Dial | 0.9 | 20 1/8 x 16 3/4 x 12 1/4 | MO1000W | \$550.00 | 38 |

SEATING

Dynamic Design Pneumatic Production Stool



With
"Comfort Plus"
Footrest

Convenient production stool has a front mounted footrest that moves with the seat when turning or adjusting. Pneumatic height adjusts from 25" -29". Extra large, 19 1/2" x 18 1/2" x 2 1/2" thick seat. 16"W x 10"H back adjusts 4" up or down and 2 1/2" in or out. Available in Black vinyl, woven gray or blue nylon fabric upholstery. Sturdy 5 blade base. Nylon floor glides. Add optional casters for mobility. Increases chair height 2 1/2".

| Stool Type | BLACK VINYL Model | BLUE FABRIC Model | List Price | Wt. Lbs. |
|--------------|-------------------|-------------------|------------|----------|
| ARMLESS | PS17BK | PS17BL | \$185.00 | 25.0 |
| FIXED T-ARMS | PS17TBK | PS17TBL | 227.00 | 29.0 |
| LOOP ARMS | PS17LBK | PS17LBL | 237.00 | 29.0 |
| ADJ. T-ARMS | PS17ABK | PS17ABL | 247.00 | 34.0 |

Swivel Stool

Height
Adjustable Seat
and Foot Ring



Pneumatic height adjustable seat is 19 1/2"W x 18 1/2"D x 2 1/2" thick. 360 degree foot rest adjusts independently. Contoured 16"W x 10"H x 1" thick back adjusts up to 4" vertically and 2 1/2" in or out for personal support. Includes nylon floor glides.

| Adj. Height | BLACK VINYL Model | List Price | Weight Lbs. |
|--|-------------------|------------|-------------|
| SWIVEL CHAIR WITHOUT ARMS | | | |
| 17-21 | SC17BK | \$200.00 | 22.0 |
| 20-24 | SC22BK | 200.00 | 22.0 |
| 25-29 | SC27BK | 200.00 | 22.0 |
| SWIVEL CHAIR WITH FIXED T-ARMS | | | |
| 17-21 | SCF17BK | 242.00 | 22.0 |
| 20-24 | SCF22BK | 242.00 | 22.0 |
| 25-29 | SCF27BK | 242.00 | 22.0 |
| SWIVEL CHAIR WITH LOOP ARMS | | | |
| 17-21 | SCL17BK | 252.00 | 22.0 |
| 20-24 | SCL22BK | 252.00 | 22.0 |
| 25-29 | SCL27BK | 252.00 | 22.0 |
| SWIVEL CHAIR WITH ADJUSTABLE T-ARMS | | | |
| 17-21 | SCA17BK | 262.00 | 22.0 |
| 20-24 | SCA22BK | 262.00 | 22.0 |
| 25-29 | SCA27BK | 262.00 | 22.0 |

Choose the Arms That Fit Your Needs!



T-Armrests fixed position, textured polyurethane over steel.



Loop-Armrests place user close to desk. Round edge polyurethane over steel construction for lifetime durability.



Adjustable T-Armrests position as needed. Self skinned polyurethane over steel.

Casters
Optional
2" plastic
hooded ball
casters for
mobility.



CASTERS (Set Of 5)

| Model | Price | Weight Lbs. |
|--------|---------|-------------|
| CA2BP5 | \$30.00 | 1.0 |

Stools

COMFORT STOOL

Ideal for warehouse, factory or machine shop use. Height is manually adjustable from 19" to 25 1/2". Large 14" diameter 5" thick vinyl seat and adjustable back. Chrome base and foot ring. Four 2" nylon twin wheel casters for mobility.

| Description | Model | List Price | Weight Lbs. |
|-------------|---------|------------|-------------|
| STOOL | CS14BK | \$127.00 | 12.0 |
| WITH BACK | CS14BBK | 162.00 | 15.0 |



ERGONOMIC WORK STANDS

Ergonomically designed work stand is great when working for long periods of time on machinery or assembly line. Black waterfall contour seat allows proper leg circulation. Self skinned polyurethane padded seat. Tilt control knob allows 14"W x 10"D seat to rock with you, or can be locked for stability. 21" to 31" pneumatic height adjustment. Five prong 24" molded base has rubber pads.


| Model | List Price | Weight Lbs. |
|--------|------------|-------------|
| ERG010 | \$144.00 | 17.0 |

CONTOURED PLASTIC STOOL

Design promotes good posture and features ventilation slot. Molded polypropylene seat with black tubular frame. Easy to clean 17"W x 16"D seat and 16"sq. back. Pneumatic 21"-31" seat height adjustment. Height adjustable 7 3/4"-17 3/4" 360° foot rest. Five blade caster base. Easy assembly. 1 Year Limited Warranty.

| Model | List Price | Weight Lbs. |
|--------|------------|-------------|
| PLAS17 | \$165.00 | 30.0.0 |

Height Adjustable Steel Stools



Heavy duty 18 gauge x 7/8" tubular steel electrically seam-welded construction assures strength and rigidity. Convenient steel foot ring. Telescoping legs adjust on 1" increments. Durable gray baked enamel finish. All Models sold 2 per package.

| Adj. Height | Model | List Price | Weight Lbs. |
|---|--------|------------|-------------|
| A. STEEL HARDBOARD ROUND SEAT W/ BACKREST | | | |
| 18-27 | HBRB18 | \$116.00 | 15.0 |
| 24-33 | HBRB24 | 134.00 | 15.0 |
| B. STEEL HARDBOARD SEAT | | | |
| 18-27 | HB18 | 85.00 | 8.7 |
| 24-33 | HB24 | 103.00 | 9.5 |
| C. STEEL HARDBOARD SQUARE SEAT W/ BACKREST | | | |
| 18-27 | HBSB18 | 134.00 | 10.7 |
| 24-33 | HBSB24 | 144.00 | 11.5 |
| D. UPHOLSTERED SEAT & BACKREST | | | |
| 18-27 | UPSB18 | 124.00 | 15.2 |
| 24-33 | UPSB24 | 141.00 | 16.0 |
| E. UPHOLSTERED SEAT | | | |
| 18-27 | UPS18 | 93.00 | 8.7 |
| 24-33 | UPS24 | 110.00 | 9.5 |

8-Way Anti-Microbial Ergonomic Chair & Stool



Ultra adjustable seating allows personalized positioning for improved productivity. Thick 3 1/2" padding features anti-microbial vinyl upholstery that protects against mold and bacteria growth. Waterfall contoured design helps reduce stress on your knees and improve leg circulation. Contoured back provides lumbar support. Large 20"W x 19 1/2"D seat and 19 1/2"W x 20"H back. Polished aluminum base with 2" dual wheel casters. 15 1/2"-19 1/2" pneumatic seat height adjustment. Stools have 24"-29" pneumatic seat height adjustment. Easy assembly. 1 Year Limited Warranty. Add color suffix to Chair or Stool Model number: Black (BK), Blue (BL), or Burgundy (BY).

| Model | Description | List Price |
|----------|------------------------------------|------------|
| EC8WAY | Chair | \$435.00 |
| ES8WAY | Stool | 465.00 |
| TARM8WY | Optional Adjustable T-Arm Per Pair | 75.00 |
| GLIDE8WY | Optional Glides (set of 5) | 30.00 |

Anti-Microbial Ergonomic Chair & Stool



Upholstered in beige or black anti-microbial vinyl for easy cleaning. Rugged powder coated steel base has smooth rolling dual wheel casters. Pneumatic adjustment for 19-24" seat height range. Seat: 16" diameter. Back: 15"W x 9"H. Back height adjusts 32-37"H. 4" thick seat. Uses a 25" diameter base as required by the medical industry. 1 Year Limited Warranty.

| Description | Beige | Black | List Price |
|--------------|---------|---------|------------|
| With Back | VSWBBG | VSWBBK | \$200.00 |
| Without Back | VSWOBBG | VSWOBBK | 150.00 |

Ergonomic Big & Tall Mobile Stool



400 lb. Capacity!

ADJUSTABLE HEIGHT ARM RESTS

ADJUSTABLE FOOT REST

PNEUMATIC SEAT HEIGHT ADJUSTMENT

5 BLADE CASTER BASE

Durable and stylish seating designed for the big and tall. Contoured, plush 3 1/2" thick 21 5/8"W x 19 5/8"D seat and 19 5/8"W x 26 3/8"H back cushion with lumbar support. Pneumatic 29 1/8"-34 1/4" seat height adjustment. Footrest adjusts 10"-17" in height to take stress off the knees. Height adjustable armrests. Sturdy five blade aluminum base with dual wheel swivel casters. Easy assembly. 1 Year Limited Warranty.

| Model | List Price |
|-------|------------|
| BTS21 | \$600.00 |

Ultra Comfort Stool

Quality-constructed with contoured 18"W x 16 1/4"D seat and 16"W x 10"H back to help eliminate discomfort and fatigue. Pneumatic seat height adjusts from 21"- 25". Extra thick 3 3/4" black fabric upholstered seat. Four-way adjustable backrest for customized support. 18" diameter foot ring allows 360° swivel. Optional 2" hooded ball casters for easy maneuverability, increases stool height 2 1/2". Easy assembly. 1 Year Limited Warranty.

| Model | List Price |
|-------|------------|
| CS21 | \$250.00 |



OPTIONS



Casters
Model
CS21CAST
\$30.00
Set of 5



T-Armrests
Model
CS21TARM
\$60.00



Loop-Armrests
Model
CS21LOOP
\$70.00



Adjustable T-Armrests
Model
CS21ADJT
\$75.00

Polyurethane Shop Stools



Polyurethane stools are great for extended sitting in work shop, lab and industrial environments. Self skinned polyurethane upholstery is puncture and wear resistant, and easy to clean. 14" diameter seat features a steel plate reinforcement that withstands heavy duty use. 26-31" pneumatic seat height adjustment. 1" tubular frame includes a 360 degree foot ring. Foot ring has 2 fixed height positions. **Stool with Back** includes a 13"W x 5 1/2"H back. Back features a 2" back height adjustment knob. Easy assembly. 1 Year Limited Warranty.

| Model | Description | Seat Ht." | List Price |
|---------|---------------------------|-----------|------------|
| SS26H | Shop Stool | 26-31 | \$200.00 |
| SS26HBR | Shop Stool with Back Rest | 26-31 | 235.00 |

SEATING

Fabric Stool with Lightweight Plastic Base



360° STEEL FOOTREST

BSSNAGY

BODY SENSITIVE® STOOL Positions you at the anatomically correct angle to work comfortably and efficiently. Back strain is virtually eliminated. **Fingertip pneumatic height adjustment** and back tilt provide proper lumbar spinal support. Seat height adjusts from 25" to 30". Waterfall 19"W x 18"D x 3 1/2" thick seat improves circulation in the legs. Back is 15" square with adjustable footrest supports for legs and feet. Durable gray 100% nylon upholstery over plushly padded foam cushions. Black five blade molded base with easy roll 2" dual wheel casters. Available in Gray only. Easy Assembly. 2 Year Limited Warranty.

| Description | Model | List Price |
|------------------|----------------|-----------------|
| Without Armrests | BSSNAGY | \$250.00 |
| With Armrests | BSSWAGY | 302.00 |

Paramount® Mesh Back Stools



PNEUMATIC SEAT HEIGHT ADJUSTMENT
24"-34" HIGH

ADJUSTABLE FOOT REST

DSMBF

Paramount® Mesh Back Stools are perfect for Office, Warehouse, Training Area and more. Ergonomic design with nylon mesh back conforms to body for cool, ventilated and supportive comfort. 16 1/2"H x 17 3/4"W plastic trim backrest ensures long lasting durability and built-in lumbar support provides added back comfort. Contoured back provides lumbar support and encourages proper posture. 24" - 34" seat height adjustment. Height adjustable T-arms. Polypropylene five-blade base with 2" dual-wheel carpet casters provide easy mobility. Choose between **Fabric** or **Vinyl seat**. Easy assembly. 1 Year Limited Warranty.

| Seat | Model | List Price |
|--------|--------------|-----------------|
| Fabric | DSMBF | \$275.00 |
| Vinyl | DSMBV | 275.00 |

Mesh Back Task Chair



VENTILATED NYLON MESH BACK

ADJUSTABLE ARMRESTS

HEIGHT ADJUSTABLE BACKREST

FABRIC UPHOLSTERED SEAT

18"-23 1/2" PNEUMATIC SEAT HEIGHT ADJUSTMENT

This Mesh Back Task Chair with a fabric upholstered seat is perfect for offices, conference rooms, seminars and more. Ergonomic design conforms to body for cool, ventilated and supportive comfort. 16 1/2"H x 17 3/4"W built-in lumbar support provides added back comfort. 1 3/4" ratchet back height adjustment. 18 1/2"W x 18 1/2"D fabric upholstered seat has comfortable 3 3/4" thick cushioning for extended periods of sitting. Height adjustable armrests help reduce arm fatigue. 18-23"H seat height adjustment. The 5-blade base with dual wheel swivel casters provides stability and easy mobility. Easy Assembly. 1 year limited warranty.

| Model | List Price |
|-------------|-----------------|
| MBTC | \$200.00 |

Multifunction Premium Mesh Chairs



OPTIONAL HEADREST

BREATHABLE MESH SEAT

MULTI-FUNCTION ADJUSTMENT

PMCM



FABRIC UPHOLSTERED SEAT

3 1/2" THICK CUSHION

PMCF

Mesh back offers elastic, breathable comfort. Built-in lumbar support. Height adjustable armrests help reduce arm fatigue. Independent back and seat angle adjustment, tilt lock, tilt tension control and pneumatic seat height adjustment. Stable 5-blade nylon base includes dual wheel swivel casters. Back measures 19 3/4"W x 23 1/2"H. **Mesh Seat** features a breathable mesh seat with plastic trim. 17-20 1/2" pneumatic height adjustment. Seat measures 20"W x 18 1/2"D. **Fabric & Leather Upholstered Seat** have 3 1/2" thick comfort cushioning. 17 1/2"-21" pneumatic height adjustment. Seat measures 19 1/2"W x 18 3/4"D. **Optional Vinyl Padded Headrest** provides head and neck support. Easy Assembly. 1 Year Limited Warranty.

ADJUSTABLE ARMREST

LEATHER UPHOLSTERED SEAT

OPTIONAL HEADREST



PMCL

| Seat | Model | List Price |
|----------|-------------|-----------------|
| Fabric | PMCF | \$450.00 |
| Leather | PMCL | 515.00 |
| Mesh | PMCM | 550.00 |
| Headrest | PMCH | 40.00 |

Vinyl & Canvas Bulk Truck

Perfect for warehouse, laundry or mail, these durable trucks get the job done. Includes elastic band nylon cap to help contain and protect contents. Strong Kiln-dried hardwood base, welded steel frame and 4" swivel non-marking rubber casters easily move heavy loads. Wear-guard edge offers maximum abrasion protection. Two large document pockets and twin reinforced pull handles. Choice of fabric body: VINYL coated nylon body, available in Blue or Yellow, offers a smooth, puncture resistant, and easily cleaned surface. CANVAS body affords maximum abrasion resistance and durability. Heavyweight canvas is treated with water repellent to resist weather and liquid damage. Shipped assembled. **Specify Vinyl Truck color suffix: (BL) Blue or (YL) Yellow.**



INCLUDES FREE NYLON CAP



VINYL TRUCK
BTV20YL



CANVAS TRUCK
BTC20WH

| Cap Bushel | Inside | | | O.A. H" | VINYL TRUCK | | | CANVAS TRUCK | | | REPLACEMENT LINER | | |
|---------------|--------------------------------|--------------------------------|--------------------------------|--------------------------------|-------------|-------|------------|--------------|-------|------------|-------------------|-------|------------|
| | L" | W" | H" | | Model | Model | List Price | Model | Model | List Price | Model | Model | List Price |
| 8 | 34 | 22 ³ / ₄ | 23 ¹ / ₂ | 30 ¹ / ₄ | BTV8 | BTC8 | \$350.00 | RLV8 | RLC8 | \$160.00 | | | |
| 12 | 36 ¹ / ₄ | 24 ³ / ₄ | 25 ¹ / ₂ | 32 ¹ / ₄ | BTV12 | BTC12 | 400.00 | RLV12 | RLC12 | 170.00 | | | |
| 16 | 40 | 28 ¹ / ₄ | 30 ¹ / ₂ | 37 ¹ / ₄ | BTV16 | BTC16 | 475.00 | RLV16 | RLC16 | 175.00 | | | |
| 20 | 48 | 32x | 30 ¹ / ₂ | 37 ¹ / ₄ | BTV20 | BTC20 | 535.00 | RLV20 | RLC20 | 190.00 | | | |
| 24 | 53 ¹ / ₄ | 36 ¹ / ₄ | 30 ¹ / ₂ | 37 ¹ / ₄ | BTV24 | BTC24 | 635.00 | RLV24 | RLC24 | 210.00 | | | |

Housekeeping Cart

*Includes 2 Adjustable Shelves
And 2 Collection Bags*



INCLUDES 2 HEIGHT
ADJUSTABLE SHELVES



EASILY HOOKS ON
TO SIDES



6 INCH DIAMETER
RUBBER CASTERS

Rugged, gray high-density plastic cart features 2 steel wire shelves adjustable at 2" increments. Includes a deep tray top to hold supplies in transit, 2 push handles, 2 vinyl collection bags and provisions for towing a vacuum cleaner. Non-marking 6" rubber casters (2 swivel, 2 fixed/braking). Measures 57"L x 21"W x 39"H.



| Model | Description | Color | List Price |
|----------|----------------------|--------|------------|
| HC215739 | Housekeeping Cart | Gray | \$705.00 |
| HCREPBAG | Additional Vinyl Bag | Yellow | 60.00 |

Mop Buckets With Wringer Combo



Corrosion resistant yellow polypropylene. Mop bucket offers a 9¹/₂ gallon capacity. Moves easily on non-marring 3" diameter swivel casters. Available with **Side Press** or **Down Press** wringer. Wringers feature a comfort grip handle. Sentiment screens trap dirty residue to keep the mop and water clean longer. Mop capacity is 32 oz. **Down Press** offers more efficient water removal from mop.

| Model | Side/Down Pressure | List Price |
|--------|--------------------|------------|
| MBWCSP | Side | \$125.00 |
| MBWCDP | Down | 125.00 |

Presentation Lecterns



ML2315SU



ML1818MOB

Great for conference rooms, training rooms, lecture halls and more! Made with sturdy 3/4" thick wood and stain resistant laminate mahogany finish. **Mobile Lecterns** include retaining platform to hold papers or laptop with fixed shelf (not shown). Features four 2" swivel casters (2 locking) for mobility. **Stand-Up Lecterns** have a slanted reading surface with pencil groove and paper stop. Includes one height adjustable shelf and floor glides. Easy assembly.

| Model | Description | W" x D" x H" | List Price |
|-----------|-------------|--|------------|
| ML2315SU | Stand Up | 23 x 15 ³ / ₄ x 45 ⁷ / ₈ | \$225.00 |
| ML1818MOB | Mobile | 18 x 18 x 44 | 260.00 |

JANITORIAL AND MAINTENANCE

Heavy Duty Waste Container



The unbeatable, economic choice that won't compromise quality or durability. Made with durable, long lasting polyethylene resin. Leak-proof seamless plastic allows easy cleaning and won't corrode, chip or crack. Nests when empty to save valuable storage space. Rugged rolled formed top rim is reinforced for added strength. Strong grip handles make lifting easy. Optional Lids protect contents and help keep odors in. Lids allow receptacle stacking when in use. Optional Dolly simply twists on and off the base of 20, 32, 44 & 55 gallon waste containers to convert trash receptacles into easy-to-move containers. Dolly includes five 3" non marring swivel casters. NSF approved, OSHA listed.

EASY LIFTING HANDLE



DOLLY FITS EASILY ON CONTAINER

| Model | Description | Price Each |
|----------|---------------------------|------------|
| TC10GAL | 10 Gallon Container | \$22.00 |
| LID10GAL | 10 Gallon Flat Lid | 11.00 |
| TC20GAL | 20 Gallon Container | 35.00 |
| LID20GAL | 20 Gallon Flat Lid | 12.00 |
| TC32GAL | 32 Gallon Container | 48.00 |
| LID32GAL | 32 Gallon Flat Lid | 16.00 |
| TC44GAL | 44 Gallon Container | 72.00 |
| LID44GAL | 44 Gallon Flat Lid | 24.00 |
| TC55GAL | 55 Gallon Container | 110.00 |
| LID55GAL | 55 Gallon Flat Lid | 35.00 |
| TCDOLLY | Dolly-Fits 20, 32, 44, 55 | 57.00 |

TCDOLLY

Mobile Waste Containers



RECESSED GRIP HANDLES FOR EASY LID OPENING



AXLE MOUNTED WHEELS

Store and move trash or recycling waste with ease. Made using impact and corrosion resistant high density polyethylene. Reinforced at stress points for durability. Hinged, tight fitting lid contains odors and keeps out rain. Allows easy tilt and roll mobility using a grip handle and two axle-mounted wheels.

Specify Color Suffix: Gray (GY) or Blue (BL).

| Model | Gal. Cap. | W" x D" x H" | Color | Price Each |
|-------|-----------|--------------|--------|------------|
| TCM32 | 32 | 19 x 22 x 36 | BL, GY | \$124.00 |

Janitorial Cart Industrial Grade Quality



HINGED COVER



WET FLOOR SIGN

High-density plastic cart is easy to clean and withstands constant heavy use. Features 3 sturdy shelves, mop and broom holders and a front platform that holds a 20 gallon waste can or most mop buckets. Includes hinged cover for the 25 gallon vinyl bag. Large 8" rear and 4" front swivel non-marking casters. Additional vinyl collection bags available. 48 1/2" L x 20" W x 39" H.

| Model | Description | Color | Price |
|----------|----------------------|--------|----------|
| JC2048BL | Janitorial Cart | Blue | \$250.00 |
| JC2048GY | Janitorial Cart | Gray | 250.00 |
| JC2048BK | Janitorial Cart | Black | 250.00 |
| JCREPBAG | Additional Vinyl Bag | Yellow | 60.00 |

JC2048BL

3 1/2 Gallon Step-On Trash Can



Self closing steel can for sanitary use. Tight fitting lid controls odor. 3 1/2 gallon capacity. Stainless steel housing. Includes plastic inner container with carry handle for easy emptying. 10" Dia. x 16" H.

| Model | Price |
|---------|----------|
| TC35GAL | \$100.00 |

Wet Floor Caution Signs



WFSENG

WFSML

Constructed of a durable polypropylene and feature yellow background color with black letters and ANSI compliant graphics. Easily fold to 1" thick for convenient storage or transport on janitor carts. Choose between an English or Multi-Lingual message in English, French and Spanish.

| Model | Description | Price |
|--------|---------------|---------|
| WFSENG | English | \$22.00 |
| WFSML | Multi-Lingual | 22.00 |

SMOKING RECEPTACLES

Outdoor Ashtray

Our most popular outdoor ashtray gets even better! The flame retardant polyethylene housing keeps out rain and airflow to extinguish butts and fight odor. Exclusive stainless steel ash plate keeps urn looking fresh and clean. Unique design helps extinguish butts. Restricted opening keeps out non-cigarette waste. Includes tie-down eye to secure receptacle. **Add color suffix: Beige (BG), Black (BK), Green (GN), Gray (GY) or Terracotta (RG).**



| Model | Color | Dia." x H" | Gallon Cap. | Price |
|--------|---|------------|-------------|---------|
| OA112 | BG, BK, GY, RG | 11 x 30 | 1 1/2 | \$80.00 |
| OA5GAL | BG, BK GN, GY, RG | 15 x 39 | 5 | 100.00 |
| SCK | Security Cable Kit Includes cable, padlock (3 keys) 14.00 | | | |

Wall Mount Outdoor Ashtray



Weather and fire resistant 20 gauge stainless steel. The 215 cu. inch inner receptacle holds over 700 butts and is easy to empty. 9"W x 5"D x 13"H.

| | | |
|-------|--------|----------|
| Model | OAWMSS | \$125.00 |
|-------|--------|----------|

Aluminum Outdoor Ashtray

RUST PROOF ALUMINUM BODY



WEATHER RESISTANT INTERLOCKING TOP WITH REMOVABLE CONTAINER

ANTI THEFT SECURITY CABLE

SILVER

Aluminum **Butt-Tainer** keeps grounds clean and butt-free. Interlocking top with removable steel container for easy emptying. Large 10" diameter base with provisions for mounting and tie down lugs to prevent theft. Moisture protective design keeps rain out and prevents waste smells. 29" High. **Add color suffix: Silver (SL) or Black (BK).**

| Model | Price Each |
|----------------------------------|------------|
| OALUM | \$150.00 |
| SCK | 14.00 |
| Includes cable, padlock (3 keys) | |



Wooden Tray Top Receptacle



WR36MO

Industrial grade receptacle is designed to compliment office and commercial cafeteria settings and to endure heavy use. Constructed of 5/8" thick particle board with melamine finish. Open door to easily empty 36 gallon plastic liner (sold separately). Tray area measures 19"W x 18 1/4"D x 2 1/4"H. Push door features **Thank You** message.

| Model | W" x D" x H" | Color | Price |
|---------|-------------------------|-------|--------------|
| WR36MO | 20 1/2 x 19 x 44 | Oak | \$455.00 |
| WR36GY | 20 1/2 x 19 x 44 | Gray | 455.00 |
| WRLINER | 36 Gallon Plastic Liner | | Black 125.00 |

Stone Panel Ash/Trash Receptacle

Withstands extreme weather conditions and long-term daily use with a fire safe and attractive stone finish. Stone panels provide a maintenance and vandalism free finish. Top removes easily for emptying. Includes leak-proof, fire resistant removable galvanized steel liner with handles. Heavy steel frame construction provides stability. Includes fixed height feet for anchoring. Choose the **Lift-off Sand Urn Top** or the **Weather Urn**. Weather urn conceals cigarette waste and features a piano hinge lid for easy cigarette butt disposal. Ships assembled. Sand sold separately. **Specify color suffix: Brown Frame with Brown Stone (BN) or Gray Frame with Gray Stone (GY).**



| Model | Gal. Cap. | Top | H" x Sq." | Price |
|--------|-----------|------------------------------|-------------|----------|
| TR2SU | 2 1/2 | Trash/Sand Urn | 24 x 10 1/4 | \$327.00 |
| TR2WU | 2 1/2 | Trash/Sand Urn w/Weather Top | 28 x 10 1/4 | 405.00 |
| TR12SU | 12 | Trash/Sand Urn | 32 x 13 1/2 | 485.00 |
| TR12WU | 12 | Trash/Sand Urn w/Weather Top | 35 x 13 1/2 | 580.00 |
| TR24SU | 24 | Trash/Sand Urn | 32 x 17 1/2 | 700.00 |
| TR24WU | 24 | Trash/Sand Urn w/Weather Top | 36 x 17 1/2 | 785.00 |



OUTDOOR & FACILITIES

Outdoor Slatted Steel Receptacles



SRFL36BK



SRCL36GN

Feature a rugged, long lasting flat bar steel body that deters graffiti and vandalism. Metal band top for extra strength. These cans endure extreme climate conditions making them ideal for outdoor use. Lid with large 7" diameter opening for easy waste disposal. Includes an anchor kit and black plastic liner. Powder coat finish. Choose between **Flat Lid** or **Rain Cap Lid** that prevents rain, snow and unwanted debris from entering container. **Specify Color Suffix: Black (BK) or Green (GN).**

| Model | Gal. Cap. | Dia."x H" | Lid | List Price | Wt. |
|--------|-----------|-------------------------------------|----------|------------|-----|
| SRFL24 | 24 | 23 x 36 | Flat | \$824.00 | 67 |
| SRFL36 | 36 | 28 x 36 | Flat | 966.00 | 101 |
| SRCL24 | 24 | 23 x 41 ³ / ₄ | Rain Cap | 944.00 | 74 |
| SRCL36 | 36 | 28 x 41 ³ / ₄ | Rain Cap | 1115.00 | 112 |

Outdoor Steel Recycling Receptacle



SRFL36BL



SRCL36BL

Endures extreme climate conditions making them great for outdoor use. Features a rugged, long lasting flat bar steel body that deters graffiti and vandalism; three recycling logos on lid and a RECYCLE decal on body for clear identification. Metal band top for extra strength. Includes security cable, anchor kit and black rigid plastic liner. Choose between Flat Lid or Rain Cap Lid. Powder coat finish in blue.

| Model | Gal. Cap. | Dia." x H" | Lid | List Price | Wt. |
|----------|-----------|-------------------------------------|----------|------------|-----|
| SRFL36BL | 36 | 28 x 36 | Flat | \$1003.00 | 102 |
| SRCL36BL | 36 | 28 x 41 ³ / ₄ | Rain Cap | 1152.00 | 108 |

Indoor/Outdoor Plastic Picnic Table




PT7258TN

CORROSION RESISTANT
HIGH DENSITY
POLYETHYLENE
TOP AND SEATS



REINFORCED
TUBULAR STEEL
FRAME WITH
EPOXY FINISH




GREEN SLAT

These picnic tables are ideal for industrial, residential or commercial application. The tabletops and seats are manufactured from high-density polyethylene which will not corrode, never need painting, toxic chemical treatments or coatings. Table top measures 72"L x 28¹/₂"D x 29"H. Seat measures 72"L x 12"D. Overall dimension is 72"L x 58"D x 29"H. High strength, tubular steel frames feature exterior grade, epoxy finish. Maintenance-free. Easy clean-up with soap and water. 1 Year Limited Warranty. Easy assembly.

| TOP/SEAT: FRAME: | Tan Black | Green Black | List Price |
|---------------------|--------------|----------------|---------------|
| 72"L | PT7258TN | PT7258GN | \$450.00 |


Grid Bike Racks



BR18DOUB



CEMANC



BR5SING

Riveted grid design secures bicycles in upright position. Powder coated galvanized, industrial grade steel withstands years of outdoor use. Framing uses 1⁵/₈" dia. tubular steel; grids are 3/4" dia. steel. Double-Sided accommodates bikes on either side. 3 anchor styles: Cement for use in fresh concrete or asphalt. Easy assembly.

| Model | Description | List Price |
|----------|----------------------|------------|
| BR5SING | 5-Bike Single | \$250.00 |
| BR9SING | 9-Bike Single | 400.00 |
| BR10DOU | 10-Bike Double | 380.00 |
| BR18DOUB | 18-Bike Double | 525.00 |
| CEMANC | Anchor-Cement / 4pk. | 40.00 |

QUICK REFERENCE INDEX

| Model No. | List Price | Page | Model No. | List Price | Page | Model No. | List Price | Page | Model No. | List Price | Page | Model No. | List Price | Page |
|-----------|------------|------|-----------|------------|------|-----------|------------|------|-----------|------------|------|-----------|------------|------|
| 1010 | \$35.00 | .18 | 14548Z | \$360.00 | ...7 | 18366AZ | \$340.00 | ..11 | 18428B | \$276.00 | ...5 | 18606AZ | \$448.00 | ..11 |
| 1020 | \$23.00 | ..18 | 14606C | \$316.00 | ...6 | 18366B | \$228.00 | ...5 | 18428C | \$320.00 | ...6 | 18606B | \$312.00 | ...5 |
| 14246C | \$208.00 | ..6 | 14606EP | \$276.00 | ...5 | 18366C | \$260.00 | ..6 | 18428EP | \$276.00 | ...5 | 18606C | \$364.00 | ..6 |
| 14246EP | \$176.00 | ...5 | 14606N | \$380.00 | ...6 | 18366CSP | \$428.00 | ..7 | 18428G | \$356.00 | ...7 | 18606EP | \$312.00 | ...5 |
| 14246N | \$264.00 | ..6 | 14606Z | \$352.00 | ...7 | 18366EP | \$228.00 | ...5 | 18428N | \$408.00 | ...6 | 18606G | \$408.00 | ..7 |
| 14246Z | \$236.00 | ...7 | 14607C | \$324.00 | ...6 | 18366ESP | \$428.00 | ...7 | 18428Z | \$356.00 | ...7 | 18606N | \$456.00 | ...6 |
| 14247C | \$216.00 | ..6 | 14607EP | \$284.00 | ...5 | 18366G | \$300.00 | ..7 | 1842N2C | \$512.00 | ..30 | 18606S | \$1,436.00 | ..5 |
| 14247EP | \$184.00 | ...5 | 14607N | \$392.00 | ...6 | 18366N | \$348.00 | ..6 | 1842N2EP | \$490.00 | ..30 | 18606SZ | \$724.00 | ..9 |
| 14247N | \$276.00 | ..6 | 14607Z | \$360.00 | ...7 | 18366NSP | \$452.00 | ...7 | 1842N3C | \$569.00 | ..30 | 18606Z | \$408.00 | ..7 |
| 14247Z | \$244.00 | ..7 | 14608C | \$340.00 | ...6 | 18366S | \$1,004.00 | ...5 | 1842N3EP | \$536.00 | ..30 | 18607AC | \$412.00 | ..11 |
| 14248C | \$232.00 | ..6 | 14608EP | \$300.00 | ...5 | 18366SS | \$1,220.00 | ..9 | 1842P2C | \$310.00 | ..30 | 18607AZ | \$456.00 | ..11 |
| 14248EP | \$200.00 | ..5 | 14608N | \$412.00 | ...6 | 18366SSC | \$460.00 | ..11 | 1842P2CB | \$325.00 | ..30 | 18607B | \$320.00 | ..5 |
| 14248N | \$296.00 | ..6 | 14608Z | \$380.00 | ...7 | 18366SZ | \$572.00 | ..9 | 1842P2EP | \$288.00 | ..30 | 18607C | \$372.00 | ..6 |
| 14248Z | \$264.00 | ..7 | 14726C | \$352.00 | ...6 | 18366Z | \$300.00 | ..7 | 1842P3C | \$367.00 | ..30 | 18607EP | \$320.00 | ..5 |
| 14306C | \$224.00 | ..6 | 14726EP | \$304.00 | ...5 | 18366ZSP | \$448.00 | ..7 | 1842P3CB | \$382.00 | ..30 | 18607G | \$416.00 | ..7 |
| 14306EP | \$200.00 | ..5 | 14726N | \$436.00 | ...6 | 18367AC | \$312.00 | ..11 | 1842P3EP | \$334.00 | ..30 | 18607N | \$468.00 | ..6 |
| 14306N | \$284.00 | ..6 | 14726Z | \$384.00 | ...7 | 18367AZ | \$348.00 | ..11 | 18485SSC | \$559.00 | ..11 | 18607S | \$1,468.00 | ..5 |
| 14306Z | \$252.00 | ..7 | 14727C | \$360.00 | ...6 | 18367B | \$236.00 | ..5 | 18486AC | \$356.00 | ..11 | 18607SZ | \$732.00 | ..9 |
| 14307C | \$232.00 | ..6 | 14727EP | \$312.00 | ...5 | 18367C | \$268.00 | ..6 | 18486AZ | \$390.00 | ..11 | 18607Z | \$416.00 | ..7 |
| 14307EP | \$208.00 | ..5 | 14727N | \$448.00 | ...6 | 18367CSP | \$436.00 | ..7 | 18486B | \$276.00 | ...5 | 18608AC | \$428.00 | ..11 |
| 14307N | \$296.00 | ..6 | 14727Z | \$392.00 | ...7 | 18367EP | \$236.00 | ..5 | 18486C | \$320.00 | ...6 | 18608AZ | \$476.00 | ..11 |
| 14307Z | \$260.00 | ..7 | 14728C | \$376.00 | ...6 | 18367ESP | \$436.00 | ..7 | 18486EP | \$276.00 | ...5 | 18608B | \$336.00 | ..5 |
| 14308C | \$248.00 | ..6 | 14728N | \$468.00 | ...6 | 18367G | \$308.00 | ..7 | 18486G | \$352.00 | ...7 | 18608C | \$388.00 | ..6 |
| 14308EP | \$224.00 | ..5 | 14728Z | \$412.00 | ...7 | 18367N | \$360.00 | ..6 | 18486N | \$402.00 | ...6 | 18608EP | \$336.00 | ..5 |
| 14308N | \$316.00 | ..6 | 14828EP | \$328.00 | ...5 | 18367NSP | \$464.00 | ..7 | 18486S | \$1,192.00 | ..5 | 18608G | \$436.00 | ..7 |
| 14308Z | \$280.00 | ..7 | 18246B | \$208.00 | ...5 | 18367S | \$1,036.00 | ..5 | 18486SS | \$1,476.00 | ..9 | 18608N | \$488.00 | ..6 |
| 14366C | \$244.00 | ..6 | 18246C | \$236.00 | ...6 | 18367SS | \$1,252.00 | ..9 | 18486SSC | \$563.00 | ..11 | 18608S | \$1,508.00 | ..5 |
| 14366EP | \$212.00 | ..5 | 18246EP | \$208.00 | ...5 | 18367SZ | \$580.00 | ..9 | 18486SZ | \$636.00 | ..9 | 18608SZ | \$752.00 | ..9 |
| 14366N | \$300.00 | ..6 | 18246G | \$264.00 | ..7 | 18367Z | \$308.00 | ..7 | 18486Z | \$352.00 | ..7 | 18608Z | \$436.00 | ..7 |
| 14366Z | \$272.00 | ..7 | 18246N | \$296.00 | ...6 | 18367ZSP | \$456.00 | ..7 | 18487AC | \$364.00 | ..11 | 18726AC | \$462.00 | ..11 |
| 14367C | \$252.00 | ..6 | 18246Z | \$264.00 | ..7 | 18368AC | \$328.00 | ..11 | 18487AZ | \$398.00 | ..11 | 18726AZ | \$500.00 | ..11 |
| 14367EP | \$220.00 | ..5 | 18247B | \$216.00 | ...5 | 18368AZ | \$368.00 | ..11 | 18487B | \$284.00 | ...5 | 18726B | \$356.00 | ..5 |
| 14367N | \$312.00 | ..6 | 18247C | \$244.00 | ..6 | 18368B | \$252.00 | ..5 | 18487C | \$328.00 | ...6 | 18726C | \$408.00 | ..6 |
| 14367Z | \$280.00 | ..7 | 18247EP | \$216.00 | ...5 | 18368C | \$284.00 | ..6 | 18487EP | \$284.00 | ...5 | 18726EP | \$356.00 | ..5 |
| 14368C | \$268.00 | ..6 | 18247G | \$272.00 | ..7 | 18368EP | \$252.00 | ..5 | 18487G | \$360.00 | ..7 | 18726G | \$444.00 | ..7 |
| 14368EP | \$236.00 | ...5 | 18247N | \$308.00 | ...6 | 18368G | \$328.00 | ..7 | 18487N | \$416.00 | ...6 | 18726N | \$520.00 | ..6 |
| 14368N | \$332.00 | ..6 | 18247Z | \$272.00 | ..7 | 18368H | \$380.00 | ..6 | 18487S | \$1,224.00 | ..5 | 18726S | \$1,680.00 | ..5 |
| 14368Z | \$300.00 | ..7 | 18248B | \$232.00 | ...5 | 18368S | \$1,076.00 | ..5 | 18487SS | \$1,508.00 | ..9 | 18726SZ | \$776.00 | ..9 |
| 14426C | \$256.00 | ..6 | 18248C | \$260.00 | ..6 | 18368SS | \$1,292.00 | ..9 | 18487SZ | \$644.00 | ..9 | 18726Z | \$444.00 | ..7 |
| 14426EP | \$224.00 | ...5 | 18248EP | \$232.00 | ...5 | 18368SZ | \$600.00 | ..9 | 18487Z | \$360.00 | ...7 | 18727AC | \$470.00 | ..11 |
| 14426N | \$336.00 | ..6 | 18248G | \$292.00 | ..7 | 18368Z | \$328.00 | ..7 | 18488AC | \$380.00 | ..11 | 18727AZ | \$508.00 | ..11 |
| 14426Z | \$288.00 | ..7 | 18248N | \$328.00 | ...6 | 1836N2C | \$494.00 | ..30 | 18488AZ | \$418.00 | ..11 | 18727B | \$364.00 | ..5 |
| 14427C | \$264.00 | ..6 | 18248Z | \$292.00 | ..7 | 1836N2EP | \$478.00 | ..30 | 18488B | \$300.00 | ...5 | 18727C | \$416.00 | ..6 |
| 14427EP | \$232.00 | ...5 | 18306B | \$216.00 | ...5 | 1836N3C | \$542.00 | ..30 | 18488C | \$344.00 | ...6 | 18727EP | \$364.00 | ..5 |
| 14427N | \$348.00 | ..6 | 18306C | \$248.00 | ...6 | 1836N3EP | \$518.00 | ..30 | 18488EP | \$300.00 | ...5 | 18727G | \$452.00 | ..7 |
| 14427Z | \$296.00 | ..7 | 18306EP | \$216.00 | ...5 | 1836P2C | \$292.00 | ..30 | 18488G | \$380.00 | ..7 | 18727N | \$532.00 | ..6 |
| 14428C | \$280.00 | ..6 | 18306G | \$276.00 | ...7 | 1836P2CB | \$307.00 | ..30 | 18488N | \$436.00 | ...6 | 18727S | \$1,712.00 | ..5 |
| 14428EP | \$248.00 | ..5 | 18306N | \$332.00 | ...6 | 1836P2EP | \$276.00 | ..30 | 18488S | \$1,264.00 | ...5 | 18727SZ | \$784.00 | ..9 |
| 14428N | \$368.00 | ..6 | 18306Z | \$276.00 | ...7 | 1836P2SP | \$376.00 | ..30 | 18488SS | \$1,548.00 | ..9 | 18727Z | \$452.00 | ..7 |
| 14428Z | \$316.00 | ..7 | 18307B | \$224.00 | ...5 | 1836P2SS | \$686.00 | ..30 | 18488SZ | \$664.00 | ..9 | 18728AC | \$486.00 | ..11 |
| 14486C | \$280.00 | ..6 | 18307C | \$256.00 | ..6 | 1836P2SSB | \$701.00 | ..30 | 18488Z | \$380.00 | ..7 | 18728AZ | \$528.00 | ..11 |
| 14486EP | \$240.00 | ..5 | 18307EP | \$224.00 | ...5 | 1836P2SZ | \$438.00 | ..30 | 18546B | \$308.00 | ...5 | 18728B | \$380.00 | ..5 |
| 14486N | \$356.00 | ..6 | 18307G | \$284.00 | ...7 | 1836P2SZB | \$453.00 | ..30 | 18546C | \$352.00 | ...6 | 18728C | \$432.00 | ..6 |
| 14486Z | \$312.00 | ..7 | 18307N | \$344.00 | ...6 | 1836P3C | \$340.00 | ..30 | 18546EP | \$308.00 | ...5 | 18728EP | \$380.00 | ..5 |
| 14487C | \$288.00 | ..6 | 18307Z | \$284.00 | ...7 | 1836P3CB | \$355.00 | ..30 | 18546G | \$384.00 | ...7 | 18728G | \$472.00 | ..7 |
| 14487EP | \$248.00 | ..5 | 18308B | \$240.00 | ...5 | 1836P3EP | \$316.00 | ..30 | 18546N | \$440.00 | ...6 | 18728N | \$552.00 | ..6 |
| 14487N | \$368.00 | ..6 | 18308C | \$272.00 | ...6 | 1836P3EP | \$466.00 | ..30 | 18546S | \$1,216.00 | ...5 | 18728S | \$1,752.00 | ..5 |
| 14487Z | \$320.00 | ..7 | 18308EP | \$240.00 | ...5 | 1836P3SS | \$931.00 | ..30 | 18546Z | \$384.00 | ...7 | 18728SZ | \$804.00 | ..9 |
| 14488C | \$304.00 | ..6 | 18308G | \$304.00 | ...7 | 1836P3SSB | \$946.00 | ..30 | 18547B | \$316.00 | ...5 | 18728Z | \$472.00 | ..7 |
| 14488EP | \$264.00 | ..5 | 18308N | \$364.00 | ...6 | 1836P3SZ | \$559.00 | ..30 | 18547C | \$360.00 | ...6 | 21243CP4 | \$383.00 | ..28 |
| 14488N | \$388.00 | ..6 | 18308Z | \$304.00 | ...7 | 1836P3SZB | \$574.00 | ..30 | 18547EP | \$316.00 | ...5 | 21246C | \$252.00 | ..6 |
| 14488Z | \$340.00 | ..7 | 1830N2C | \$488.00 | ..30 | 18426B | \$252.00 | ..5 | 18547G | \$392.00 | ..7 | 21246CP7 | \$470.00 | ..28 |
| 14546C | \$300.00 | ..6 | 1830N2EP | \$472.00 | ..30 | 18426C | \$296.00 | ..6 | 18547N | \$452.00 | ...6 | 21246EP | \$220.00 | ..5 |
| 14546EP | \$256.00 | ..5 | 1830N3C | \$533.00 | ..30 | 18426EP | \$252.00 | ..5 | 18547S | \$1,248.00 | ...5 | 21246N | \$336.00 | ..6 |
| 14546N | \$372.00 | ..6 | 1830N3EP | \$509.00 | ..30 | 18426G | \$328.00 | ..7 | 18547Z | \$392.00 | ..7 | 21246Z | \$280.00 | ..7 |
| 14546Z | \$332.00 | ..7 | 1830P2C | \$286.00 | ..30 | 18426N | \$376.00 | ..6 | 18548B | \$332.00 | ...5 | 21247C | \$260.00 | ..6 |
| 14547C | \$308.00 | ..6 | 1830P2CB | \$301.00 | ..30 | 18426Z | \$328.00 | ..7 | 18548C | \$376.00 | ...6 | 21247EP | \$228.00 | ..5 |
| 14547EP | \$264.00 | ...5 | 1830P2EP | \$270.00 | ..30 | 18427B | \$260.00 | ..5 | 18548EP | \$332.00 | ...5 | 21247N | \$348.00 | ..6 |
| 14547N | \$384.00 | ..6 | 1830P3C | \$331.00 | ..30 | 18427C | \$304.00 | ..6 | 18548G | \$412.00 | ..7 | 21247Z | \$288.00 | ..7 |
| 14547Z | \$340.00 | ..7 | 1830P3CB | \$346.00 | ..30 | 18427EP | \$260.00 | ...5 | 18548N | \$472.00 | ...6 | 21248C | \$276.00 | ..6 |
| 14548C | \$324.00 | ..6 | 1830P3EP | \$307.00 | ..30 | 18427G | \$336.00 | ..7 | 18548S | \$1,288.00 | ...5 | 21248EP | \$244.00 | ..5 |
| 14548EP | \$280.00 | ...5 | 18365SSC | \$456.00 | ..11 | 18427N | \$388.00 | ..6 | 18548Z | \$412.00 | ...7 | 21248N | \$368.00 | ..6 |
| 14548N | \$404.00 | ..6 | 18366AC | \$304.00 | ..11 | 18427Z | \$336.00 | ..7 | 18606AC | \$404.00 | ..11 | 21248Z | \$308.00 | ..7 |

QUICK REFERENCE INDEX

| Model No. | List Price | Page | Model No. | List Price | Page | Model No. | List Price | Page | Model No. | List Price | Page | Model No. | List Price | Page | Model No. | List Price | Page |
|-----------|------------|------|-----------|------------|------|-----------|------------|------|-----------|------------|------|-----------|------------|------|-----------|------------|------|
| 21487Z | \$380.00 | 7 | 24306N | \$384.00 | 6 | 2436P3CB | \$409.00 | 30 | 24488S | \$1,496.00 | 5 | 24608Z | \$516.00 | 7 | 36367EP | \$408.00 | 5 |
| 21488C | \$364.00 | 6 | 24306Z | \$336.00 | 7 | 2436P3EP | \$364.00 | 30 | 24488SS | \$1,832.00 | 9 | 2460CS4 | \$1,222.00 | 17 | 36368C | \$492.00 | 6 |
| 21488EP | \$320.00 | 5 | 24307B | \$264.00 | 5 | 2436P3SS | \$1,138.00 | 30 | 24488SZ | \$776.00 | 9 | 2460CS5 | \$1,425.00 | 17 | 36368EP | \$424.00 | 5 |
| 21488N | \$464.00 | 6 | 24307C | \$312.00 | 6 | 2436P3SSB | \$1,153.00 | 30 | 24488Z | \$444.00 | 7 | 2460N2C | \$597.00 | 30 | 36486C | \$528.00 | 6 |
| 21488Z | \$400.00 | 7 | 24307EP | \$264.00 | 5 | 2436P3SZ | \$616.00 | 30 | 2448CS4 | \$1,180.00 | 17 | 2460N2EP | \$569.00 | 30 | 36486EP | \$448.00 | 5 |
| 2148N2C | \$542.00 | 30 | 24307G | \$344.00 | 7 | 2436P3SZB | \$631.00 | 30 | 2448CS5 | \$1,369.00 | 17 | 2460N3C | \$656.00 | 30 | 36487C | \$536.00 | 6 |
| 2148N2EP | \$520.00 | 30 | 24307N | \$396.00 | 6 | 24426B | \$300.00 | 5 | 2448N2C | \$563.00 | 30 | 2460N3EP | \$647.00 | 30 | 36487EP | \$456.00 | 5 |
| 2148N3C | \$610.00 | 30 | 24307Z | \$344.00 | 7 | 24426C | \$348.00 | 6 | 2448N2EP | \$537.00 | 30 | 2460P2C | \$392.00 | 30 | 36488C | \$552.00 | 6 |
| 2148N3EP | \$577.00 | 30 | 24308B | \$280.00 | 5 | 24426EP | \$300.00 | 5 | 2448N3C | \$626.00 | 30 | 2460P2CB | \$407.00 | 30 | 36488EP | \$472.00 | 5 |
| 2148P2C | \$338.00 | 30 | 24308C | \$328.00 | 6 | 24426G | \$380.00 | 7 | 2448N3EP | \$599.00 | 30 | 2460P2EP | \$364.00 | 30 | 36606C | \$604.00 | 6 |
| 2148P2CB | \$353.00 | 30 | 24308EP | \$280.00 | 5 | 24426N | \$444.00 | 6 | 2448P2C | \$358.00 | 30 | 2460P3C | \$484.00 | 30 | 36606EP | \$512.00 | 5 |
| 2148P2EP | \$316.00 | 30 | 24308G | \$364.00 | 7 | 24426Z | \$380.00 | 7 | 2448P2CB | \$373.00 | 30 | 2460P3CB | \$499.00 | 30 | 36607C | \$612.00 | 6 |
| 2148P3C | \$406.00 | 30 | 24308N | \$416.00 | 6 | 24427B | \$308.00 | 5 | 2448P2EP | \$332.00 | 30 | 2460P3EP | \$442.00 | 30 | 36607EP | \$520.00 | 5 |
| 2148P3CB | \$421.00 | 30 | 24308Z | \$364.00 | 7 | 24427C | \$356.00 | 6 | 2448P2SP | \$508.00 | 30 | 24726AC | \$564.00 | 11 | 36608C | \$628.00 | 6 |
| 2148P3EP | \$373.00 | 30 | 2430N2C | \$531.00 | 30 | 24427EP | \$308.00 | 5 | 2448P2SS | \$968.00 | 30 | 24726AZ | \$618.00 | 11 | 36608EP | \$536.00 | 5 |
| 21546C | \$380.00 | 6 | 2430N2EP | \$507.00 | 30 | 24427G | \$388.00 | 7 | 2448P2SSB | \$983.00 | 30 | 24726B | \$432.00 | 5 | 36726C | \$708.00 | 6 |
| 21546EP | \$324.00 | 5 | 2430N3C | \$578.00 | 30 | 24427N | \$456.00 | 6 | 2448P2SZ | \$538.00 | 30 | 24726C | \$504.00 | 6 | 36726EP | \$600.00 | 5 |
| 21546N | \$468.00 | 6 | 2430N3EP | \$554.00 | 30 | 24427Z | \$388.00 | 7 | 2448P2SZB | \$553.00 | 30 | 24726EP | \$432.00 | 5 | 36727C | \$716.00 | 6 |
| 21546Z | \$416.00 | 7 | 2430P2C | \$326.00 | 30 | 24428B | \$324.00 | 5 | 2448P3C | \$433.00 | 30 | 24726G | \$560.00 | 7 | 36727EP | \$608.00 | 5 |
| 21547C | \$388.00 | 6 | 2430P2CB | \$341.00 | 30 | 24428C | \$372.00 | 6 | 2448P3CB | \$448.00 | 30 | 24726N | \$628.00 | 6 | 36728C | \$732.00 | 6 |
| 21547EP | \$332.00 | 5 | 2430P2EP | \$302.00 | 30 | 24428EP | \$324.00 | 5 | 2448P3EP | \$394.00 | 30 | 24726S | \$2,084.00 | 5 | 36728EP | \$624.00 | 5 |
| 21547N | \$480.00 | 6 | 2430P3C | \$385.00 | 30 | 24428G | \$408.00 | 7 | 2448P3SP | \$658.00 | 30 | 24726SZ | \$968.00 | 9 | AB14C | \$36.00 | 13 |
| 21547Z | \$424.00 | 7 | 2430P3CB | \$400.00 | 30 | 24428N | \$476.00 | 6 | 2448P3SS | \$1,348.00 | 30 | 24726Z | \$560.00 | 7 | AB14EP | \$36.00 | 13 |
| 21548C | \$404.00 | 6 | 2430P3EP | \$349.00 | 30 | 24428Z | \$408.00 | 7 | 2448P3SSB | \$1,363.00 | 30 | 24727AC | \$572.00 | 11 | AB18C | \$41.00 | 13 |
| 21548EP | \$348.00 | 5 | 24365SSC | \$550.00 | 11 | 2442N2C | \$553.00 | 30 | 2448P3SZ | \$703.00 | 30 | 24727AZ | \$626.00 | 11 | AB18EP | \$41.00 | 13 |
| 21548N | \$500.00 | 6 | 24366AC | \$358.00 | 11 | 2442N2EP | \$529.00 | 30 | 2448P3SZB | \$718.00 | 30 | 24727B | \$440.00 | 5 | AB21C | \$43.00 | 13 |
| 21548Z | \$444.00 | 7 | 24366AZ | \$392.00 | 11 | 2442N3C | \$611.00 | 30 | 24546B | \$356.00 | 5 | 24727C | \$512.00 | 6 | AB21EP | \$43.00 | 13 |
| 21606C | \$400.00 | 6 | 24366B | \$276.00 | 5 | 2442N3EP | \$587.00 | 30 | 24546C | \$408.00 | 6 | 24727EP | \$440.00 | 5 | AB24C | \$45.00 | 13 |
| 21606EP | \$348.00 | 5 | 24366C | \$316.00 | 6 | 2442P2C | \$348.00 | 30 | 24546EP | \$356.00 | 5 | 24727G | \$568.00 | 7 | AB24EP | \$45.00 | 13 |
| 21606N | \$504.00 | 6 | 24366EP | \$276.00 | 5 | 2442P2CB | \$363.00 | 30 | 24546G | \$456.00 | 7 | 24727N | \$640.00 | 6 | AB3 | \$4.00 | 20 |
| 21606Z | \$436.00 | 7 | 24366G | \$348.00 | 7 | 2442P2EP | \$324.00 | 30 | 24546N | \$528.00 | 6 | 24727S | \$2,116.00 | 5 | ABM12C | \$6.00 | 20 |
| 21607C | \$408.00 | 6 | 24366N | \$408.00 | 6 | 2442P3C | \$418.00 | 30 | 24546Z | \$456.00 | 7 | 24727SZ | \$976.00 | 9 | ABM24C | \$10.00 | 20 |
| 21607EP | \$356.00 | 5 | 24366S | \$1,208.00 | 5 | 2442P3CB | \$433.00 | 30 | 24547B | \$364.00 | 5 | 24727Z | \$568.00 | 7 | ABM3 | \$1.00 | 20 |
| 21607N | \$516.00 | 6 | 24366SS | \$1,480.00 | 9 | 2442P3EP | \$382.00 | 30 | 24547C | \$416.00 | 6 | 24728AC | \$588.00 | 11 | ABM3C | \$1.00 | 20 |
| 21607Z | \$444.00 | 7 | 24366SSC | \$554.00 | 11 | 24485SSC | \$686.00 | 11 | 24547EP | \$364.00 | 5 | 24728AZ | \$646.00 | 11 | ABM3PM | \$1.00 | 8 |
| 21608C | \$424.00 | 6 | 24366SZ | \$632.00 | 9 | 24486AC | \$420.00 | 11 | 24547G | \$464.00 | 7 | 24728B | \$456.00 | 5 | ABOLT | \$4.50 | 35 |
| 21608EP | \$372.00 | 5 | 24366Z | \$348.00 | 7 | 24486AZ | \$462.00 | 11 | 24547N | \$540.00 | 6 | 24728C | \$528.00 | 6 | AC | \$7.00 | 20 |
| 21608N | \$536.00 | 6 | 24367AC | \$366.00 | 11 | 24486B | \$316.00 | 5 | 24547Z | \$464.00 | 7 | 24728EP | \$456.00 | 5 | ACRH | \$99.00 | 41 |
| 21608Z | \$464.00 | 7 | 24367AZ | \$400.00 | 11 | 24486C | \$368.00 | 6 | 24548B | \$380.00 | 5 | 24728G | \$588.00 | 7 | ACX | \$7.00 | 20 |
| 21726C | \$452.00 | 6 | 24367B | \$284.00 | 5 | 24486CSP | \$668.00 | 7 | 24548C | \$432.00 | 6 | 24728N | \$660.00 | 6 | AD814C | \$13.00 | 20 |
| 21726EP | \$388.00 | 5 | 24367C | \$324.00 | 6 | 24486EP | \$316.00 | 5 | 24548EP | \$380.00 | 5 | 24728S | \$2,156.00 | 5 | AD814EP | \$11.00 | 20 |
| 21726N | \$584.00 | 6 | 24367EP | \$284.00 | 5 | 24486ESP | \$668.00 | 7 | 24548G | \$484.00 | 7 | 24728SZ | \$996.00 | 9 | AD818C | \$14.00 | 20 |
| 21726Z | \$496.00 | 7 | 24367G | \$356.00 | 7 | 24486G | \$416.00 | 7 | 24548N | \$560.00 | 6 | 24728Z | \$588.00 | 7 | AD818EP | \$12.00 | 20 |
| 21727C | \$460.00 | 6 | 24367N | \$420.00 | 6 | 24486N | \$492.00 | 6 | 24548Z | \$484.00 | 7 | 2472CS4 | \$1,282.00 | 17 | AD821C | \$17.00 | 20 |
| 21727EP | \$396.00 | 5 | 24367S | \$1,240.00 | 5 | 24486NSP | \$692.00 | 7 | 24606AC | \$494.00 | 11 | 2472CS5 | \$1,505.00 | 17 | AD821EP | \$15.00 | 20 |
| 21727N | \$596.00 | 6 | 24367SS | \$1,512.00 | 9 | 24486S | \$1,424.00 | 5 | 24606AZ | \$540.00 | 11 | 24BSC | \$25.00 | 28 | AD824C | \$20.00 | 20 |
| 21727Z | \$504.00 | 7 | 24367SZ | \$640.00 | 9 | 24486SS | \$1,760.00 | 9 | 24606B | \$380.00 | 5 | 30366C | \$416.00 | 6 | AD824EP | \$17.00 | 20 |
| 21728C | \$476.00 | 6 | 24367Z | \$356.00 | 7 | 24486SSC | \$690.00 | 11 | 24606C | \$436.00 | 6 | 30366EP | \$360.00 | 5 | AD830C | \$21.00 | 20 |
| 21728EP | \$412.00 | 5 | 24368AC | \$382.00 | 11 | 24486SZ | \$748.00 | 9 | 24606EP | \$380.00 | 5 | 30367C | \$424.00 | 6 | AD836C | \$26.00 | 20 |
| 21728N | \$616.00 | 6 | 24368AZ | \$420.00 | 11 | 24486Z | \$416.00 | 7 | 24606G | \$488.00 | 7 | 30367EP | \$368.00 | 5 | ADLK | \$265.00 | 41 |
| 21728Z | \$524.00 | 7 | 24368B | \$300.00 | 5 | 24486ZSP | \$688.00 | 7 | 24606N | \$548.00 | 6 | 30368C | \$440.00 | 6 | AE18C | \$25.00 | 17 |
| 24246B | \$244.00 | 5 | 24368C | \$340.00 | 6 | 24487AC | \$428.00 | 11 | 24606S | \$1,708.00 | 5 | 30368EP | \$384.00 | 5 | AE18C | \$25.00 | 21 |
| 24246C | \$288.00 | 6 | 24368EP | \$300.00 | 5 | 24487AZ | \$470.00 | 11 | 24606SZ | \$836.00 | 9 | 30486C | \$480.00 | 6 | AE18C | \$25.00 | 40 |
| 24246EP | \$244.00 | 5 | 24368G | \$376.00 | 7 | 24487B | \$324.00 | 5 | 24606Z | \$488.00 | 7 | 30486EP | \$412.00 | 5 | AE18EP | \$25.00 | 21 |
| 24246G | \$320.00 | 7 | 24368N | \$440.00 | 6 | 24487C | \$376.00 | 6 | 24607AC | \$502.00 | 11 | 30487C | \$488.00 | 6 | AE21C | \$26.00 | 21 |
| 24246N | \$368.00 | 6 | 24368S | \$1,280.00 | 5 | 24487CSP | \$676.00 | 7 | 24607AZ | \$548.00 | 11 | 30487EP | \$420.00 | 5 | AE21EP | \$26.00 | 21 |
| 24246Z | \$320.00 | 7 | 24368SS | \$1,552.00 | 9 | 24487EP | \$324.00 | 5 | 24607B | \$388.00 | 5 | 30488C | \$504.00 | 6 | AE24C | \$27.00 | 17 |
| 24247B | \$252.00 | 5 | 24368SZ | \$660.00 | 9 | 24487ESP | \$676.00 | 7 | 24607C | \$444.00 | 6 | 30488EP | \$436.00 | 5 | AE24C | \$27.00 | 21 |
| 24247C | \$296.00 | 6 | 24368Z | \$376.00 | 7 | 24487G | \$424.00 | 7 | 24607EP | \$388.00 | 5 | 30606C | \$520.00 | 6 | AE24EP | \$27.00 | 21 |
| 24247EP | \$252.00 | 5 | 2436CS4 | \$1,117.00 | 17 | 24487N | \$504.00 | 6 | 24607G | \$496.00 | 7 | 30606EP | \$444.00 | 5 | AF | \$5.00 | 12 |
| 24247G | \$328.00 | 7 | 2436CS5 | \$1,285.00 | 17 | 24487NSP | \$704.00 | 7 | 24607N | \$560.00 | 6 | 30607C | \$528.00 | 6 | AF | \$5.00 | 20 |
| 24247N | \$380.00 | 6 | 2436N2C | \$537.00 | 30 | 24487S | \$1,456.00 | 5 | 24607S | \$1,740.00 | 5 | 30607EP | \$452.00 | 5 | AFSQ | \$6.00 | 20 |
| 24247Z | \$328.00 | 7 | 2436N2EP | \$517.00 | 30 | 24487SS | \$1,792.00 | 9 | 24607SZ | \$844.00 | 9 | 30608C | \$544.00 | 6 | AG | \$4.00 | 20 |
| 24248B | \$268.00 | 5 | 2436N3C | \$587.00 | 30 | 24487SZ | \$756.00 | 9 | 24607Z | \$496.00 | 7 | 30608EP | \$468.00 | 5 | AGH | \$19.00 | 32 |
| 24248C | \$312.00 | 6 | 2436N3EP | \$569.00 | 30 | 24487Z | \$424.00 | 7 | 24608AC | \$518.00 | 11 | 30726C | \$612.00 | 6 | AGK | \$13.00 | 29 |
| 24248EP | \$268.00 | 5 | 2436P2C | \$332.00 | 30 | 24487ZSP | \$696.00 | 7 | 24608AZ | \$568.00 | 11 | 30726EP | \$520.00 | 5 | AGS16C | \$40.00 | 14 |
| 24248G | \$348.00 | 7 | 2436P2CB | \$347.00 | 30 | 24488AC | \$444.00 | 11 | 24608B | \$404.00 | 5 | 30727C | \$620.00 | 6 | AH | \$25.00 | 14 |
| 24248N | \$400.00 | 6 | 2436P2EP | \$312.00 | 30 | 24488AZ | \$490.00 | 11 | 24608C | \$460.00 | 6 | 30727EP | \$528.00 | 5 | AH | \$25.00 | 17 |
| 24248Z | \$348.00 | 7 | 2436P2SS | \$828.00 | 30 | 24488B | \$340.00 | 5 | 24608EP | \$404.00 | 5 | 30728C | \$636.00 | 6 | AH | \$25.00 | 20 |
| 24306B | \$256.00 | 5 | 2436P2SSB | \$843.00 | 30 | 24488C | \$392.00 | 6 | 24608G | | | | | | | | |

QUICK REFERENCE INDEX

| Model No. | List Price | Page | Model No. | List Price | Page | Model No. | List Price | Page | Model No. | List Price | Page | Model No. | List Price | Page | | | |
|-----------|------------|------|-----------|------------|------|-----------|------------|------|-----------|------------|------|-----------|------------|------|-----------|------------|-----|
| AH18EP | \$38.00 | .21 | AR74C3 | \$70.00 | .21 | BB7230QA | \$856.00 | .51 | BTM430S | \$420.00 | .52 | C1836PS | \$1,124.00 | .26 | C2160NC | \$724.00 | .26 |
| AH21C | \$41.00 | .21 | AR86C3 | \$73.00 | .21 | BB7230QF | \$856.00 | .51 | BTM436 | \$485.00 | .52 | C1836PSB | \$1,139.00 | .26 | C2160NE | \$672.00 | .26 |
| AH21EP | \$41.00 | .21 | ARB7 | \$16.00 | .14 | BB7230SA | \$891.00 | .51 | BTM436S | \$500.00 | .52 | C1836PSS | \$1,340.00 | .28 | C2160NN | \$828.00 | .26 |
| AH24C | \$44.00 | .21 | ARM | \$7.00 | .20 | BB7230SF | \$891.00 | .51 | BTM630 | \$565.00 | .52 | C1836PSSB | \$1,355.00 | .28 | C2160NZ | \$760.00 | .26 |
| AH24EP | \$44.00 | .21 | ARM | \$7.00 | .36 | BB7236QA | \$981.00 | .51 | BTM630S | \$565.00 | .52 | C1836PSZ | \$692.00 | .28 | C2160PC | \$520.00 | .26 |
| AH5 | \$10.00 | .14 | AS | \$11.00 | .20 | BB7236QF | \$981.00 | .51 | BTM636 | \$625.00 | .52 | C1836PSZB | \$707.00 | .28 | C2160PCB | \$535.00 | .26 |
| AHR18C | \$8.00 | .21 | AS3618ABK | \$90.00 | .42 | BB7236SA | \$1,006.00 | .51 | BTM636S | \$660.00 | .52 | C1836PZ | \$420.00 | .26 | C2160PE | \$468.00 | .26 |
| AHR24C | \$10.00 | .21 | AS3618AGY | \$90.00 | .42 | BB7236SF | \$1,006.00 | .51 | BTM730 | \$635.00 | .52 | C1836PZB | \$435.00 | .26 | C2160PN | \$624.00 | .26 |
| AHR36C | \$14.00 | .21 | AS3618ATN | \$90.00 | .42 | BB9636QA | \$1,318.00 | .51 | BTM730S | \$670.00 | .52 | C1848NB | \$598.00 | .26 | C2160PNB | \$639.00 | .26 |
| AHR48C | \$19.00 | .21 | AS3618KKB | \$90.00 | .42 | BB9636QF | \$1,318.00 | .51 | BTM736 | \$750.00 | .52 | C1848NC | \$642.00 | .26 | C2160PZ | \$556.00 | .26 |
| AHR60C | \$24.00 | .21 | AS3618KGY | \$90.00 | .42 | BBR3620 | \$103.00 | .49 | BTM736S | \$775.00 | .52 | C1848NE | \$598.00 | .26 | C2160PZB | \$571.00 | .26 |
| AHR72C | \$28.00 | .21 | AS3618KTN | \$90.00 | .42 | BCL1930 | \$40.00 | .44 | BTM930 | \$860.00 | .52 | C1848NG | \$674.00 | .26 | C2436NB | \$601.00 | .26 |
| AKD211 | \$79.00 | .20 | AS3624ABK | \$115.00 | .42 | BCL1931 | \$40.00 | .44 | BTM936 | \$975.00 | .52 | C1848NN | \$726.00 | .26 | C2436NC | \$641.00 | .26 |
| AKD211 | \$79.00 | .31 | AS3624AGY | \$115.00 | .42 | BCL1932 | \$25.00 | .44 | BTP430HD | \$250.00 | .52 | C1848NS | \$1,514.00 | .26 | C2436NE | \$601.00 | .26 |
| AL | \$1.00 | .20 | AS3624ATN | \$115.00 | .42 | BK18485N | \$627.00 | .10 | BTP430S | \$325.00 | .52 | C1848NZ | \$674.00 | .26 | C2436NG | \$673.00 | .26 |
| AL30 | \$90.00 | .52 | AS3624KKB | \$115.00 | .42 | BK18485Z | \$623.00 | .10 | BTM436HD | \$300.00 | .52 | C1848PB | \$396.00 | .26 | C2436NN | \$733.00 | .26 |
| AL36 | \$95.00 | .52 | AS3624KGY | \$115.00 | .42 | BK18486N | \$635.00 | .10 | BTP436S | \$360.00 | .52 | C1848PC | \$440.00 | .26 | C2436NS | \$1,533.00 | .26 |
| AL414C | \$10.00 | .20 | AS3624KTN | \$115.00 | .42 | BK18486Z | \$631.00 | .10 | BTP630HD | \$315.00 | .52 | C1848PCB | \$455.00 | .26 | C2436NZ | \$673.00 | .26 |
| AL414EP | \$9.00 | .20 | AS4818ABK | \$155.00 | .42 | BK18605N | \$704.00 | .10 | BTP630S | \$380.00 | .52 | C1848PE | \$396.00 | .26 | C2436PC | \$396.00 | .26 |
| AL418B | \$10.00 | .20 | AS4818AGY | \$155.00 | .42 | BK18605Z | \$700.00 | .10 | BTP636HD | \$385.00 | .52 | C1848PG | \$472.00 | .26 | C2436PCB | \$436.00 | .26 |
| AL418C | \$11.00 | .20 | AS4818ATN | \$155.00 | .42 | BK18606N | \$712.00 | .10 | BTP636S | \$435.00 | .52 | C1848PN | \$524.00 | .26 | C2436PE | \$396.00 | .26 |
| AL418EP | \$10.00 | .20 | AS4818KKB | \$155.00 | .42 | BK18606Z | \$708.00 | .10 | BTP730HD | \$360.00 | .52 | C1848PS | \$1,312.00 | .26 | C2436PG | \$468.00 | .26 |
| AL418G | \$10.00 | .20 | AS4818KGY | \$155.00 | .42 | BP1826 | \$25.00 | .53 | BTP730S | \$450.00 | .52 | C1848PSB | \$1,327.00 | .26 | C2436PN | \$528.00 | .26 |
| AL421C | \$12.00 | .20 | AS4818KTN | \$155.00 | .42 | BR10DOU | \$380.00 | .60 | BTP736HD | \$415.00 | .52 | C1848PSS | \$1,596.00 | .28 | C2436PNB | \$543.00 | .26 |
| AL421EP | \$11.00 | .20 | AS4824ABK | \$180.00 | .42 | BR18DOUB | \$525.00 | .60 | BTP736S | \$525.00 | .52 | C1848PSZ | \$756.00 | .28 | C2436PS | \$1,328.00 | .26 |
| AL424B | \$12.00 | .20 | AS4824AGY | \$180.00 | .42 | BR5SING | \$250.00 | .60 | BTP930HD | \$440.00 | .52 | C1848PSZB | \$771.00 | .28 | C2436PSB | \$1,343.00 | .26 |
| AL424C | \$14.00 | .20 | AS4824ATN | \$180.00 | .42 | BR60 | \$57.00 | .13 | BTP936HD | \$600.00 | .52 | C1848PZ | \$472.00 | .26 | C2436PSS | \$1,600.00 | .28 |
| AL424EP | \$12.00 | .20 | AS4824KKB | \$180.00 | .42 | BR9SING | \$400.00 | .60 | BTR60183G | \$216.50 | .39 | C1848PZB | \$487.00 | .26 | C2436PSSB | \$1,615.00 | .28 |
| AL424G | \$12.00 | .20 | AS4824KGY | \$180.00 | .42 | BS48 | \$29.00 | .52 | BTR60184G | \$309.00 | .39 | C1860NB | \$634.00 | .26 | C2436PSZ | \$752.00 | .28 |
| AL430B | \$13.00 | .20 | AS4824KTN | \$180.00 | .42 | BS4815 | \$100.00 | .52 | BTR60543G | \$413.00 | .39 | C1860NC | \$686.00 | .26 | C2436PSZB | \$767.00 | .28 |
| AL430C | \$15.00 | .20 | ASB | \$11.00 | .20 | BS60 | \$35.00 | .52 | BTR60544G | \$588.00 | .39 | C1860NE | \$634.00 | .26 | C2436PZ | \$468.00 | .26 |
| AL430EP | \$13.00 | .20 | ASB12 | \$8.00 | .14 | BS6015 | \$125.00 | .52 | BTS21 | \$600.00 | .55 | C1860NG | \$730.00 | .26 | C2448NB | \$641.00 | .26 |
| AL430G | \$13.00 | .20 | ASG | \$11.00 | .20 | BS72 | \$41.00 | .52 | BTST430 | \$250.00 | .52 | C1860NN | \$778.00 | .26 | C2448NC | \$693.00 | .26 |
| AL436B | \$16.00 | .20 | ASND | \$103.00 | .34 | BS7215 | \$150.00 | .52 | BTST436 | \$275.00 | .52 | C1860NS | \$1,758.00 | .26 | C2448NE | \$741.00 | .26 |
| AL436C | \$18.00 | .12 | AST24C | \$25.00 | .21 | BS96 | \$58.00 | .52 | BTST630 | \$285.00 | .52 | C1860NZ | \$730.00 | .26 | C2448NG | \$741.00 | .26 |
| AL436C | \$18.00 | .20 | ASW177 | \$50.00 | .14 | BS9615 | \$200.00 | .52 | BTST636 | \$325.00 | .52 | C1860PB | \$432.00 | .26 | C2448NN | \$817.00 | .26 |
| AL436EP | \$16.00 | .20 | ASW177 | \$50.00 | .20 | BSS430 | \$775.00 | .52 | BTST730 | \$315.00 | .52 | C1860PCB | \$499.00 | .26 | C2448NS | \$1,749.00 | .26 |
| AL436G | \$16.00 | .20 | AT | \$10.00 | .21 | BSS630 | \$935.00 | .52 | BTST736 | \$385.00 | .52 | C1860PG | \$528.00 | .26 | C2448NZ | \$741.00 | .26 |
| AL442B | \$17.00 | .20 | AT18C | \$64.00 | .21 | BSS730 | \$1,100.00 | .52 | BTT430 | \$250.00 | .52 | C1860PN | \$576.00 | .26 | C2448PCB | \$503.00 | .26 |
| AL442C | \$20.00 | .20 | AT24C | \$66.00 | .21 | BSSNAGY | \$250.00 | .56 | BTT430S | \$325.00 | .52 | C1860PS | \$1,556.00 | .26 | C2448PE | \$436.00 | .26 |
| AL442EP | \$17.00 | .20 | AT6030QA | \$690.00 | .51 | BSSWAGY | \$302.00 | .56 | BTT630 | \$285.00 | .52 | C1860PSB | \$1,571.00 | .26 | C2448PG | \$536.00 | .26 |
| AL442G | \$17.00 | .20 | AT6030QF | \$690.00 | .51 | BTB430 | \$300.00 | .52 | BTT630S | \$370.00 | .52 | C1860PSZ | \$844.00 | .28 | C2448PN | \$612.00 | .26 |
| AL448B | \$20.00 | .20 | AT7230QA | \$746.00 | .51 | BTB436 | \$400.00 | .52 | BTT736 | \$350.00 | .52 | C1860PSZB | \$859.00 | .28 | C2448PNB | \$627.00 | .26 |
| AL448C | \$23.00 | .12 | AT7230QF | \$746.00 | .51 | BTB630 | \$415.00 | .52 | BTT730 | \$335.00 | .52 | C1860PZ | \$528.00 | .26 | C2448PS | \$1,544.00 | .26 |
| AL448C | \$23.00 | .20 | AT7236QA | \$856.00 | .51 | BTB636 | \$460.00 | .52 | BTT730S | \$435.00 | .52 | C1860PZB | \$543.00 | .26 | C2448PSS | \$1,559.00 | .26 |
| AL448EP | \$20.00 | .20 | AT7236QF | \$856.00 | .51 | BTB730 | \$470.00 | .52 | BTV12BL | \$400.00 | .57 | C1872PSZ | \$896.00 | .28 | C2448PSSB | \$1,895.00 | .28 |
| AL448G | \$20.00 | .20 | ATB14 | \$11.00 | .23 | BTB736 | \$550.00 | .52 | BTV12YL | \$400.00 | .57 | C2136NC | \$624.00 | .26 | C2448PSZ | \$868.00 | .28 |
| AL454B | \$21.00 | .20 | ATB18 | \$12.00 | .23 | BTB930 | \$650.00 | .52 | BTV16BL | \$475.00 | .57 | C2136NE | \$580.00 | .26 | C2448PSZB | \$883.00 | .28 |
| AL454C | \$24.00 | .20 | ATB21 | \$14.00 | .23 | BTB936 | \$800.00 | .52 | BTV16YL | \$475.00 | .57 | C2136NB | \$708.00 | .26 | C2448PZ | \$536.00 | .26 |
| AL454EP | \$21.00 | .20 | ATB24 | \$15.00 | .23 | BTC12 | \$400.00 | .57 | BTV20BL | \$535.00 | .57 | C2136NC | \$580.00 | .26 | C2460NB | \$705.00 | .26 |
| AL454G | \$21.00 | .20 | ATB30 | \$17.00 | .23 | BTC16 | \$475.00 | .57 | BTV20YL | \$535.00 | .57 | C2136NE | \$580.00 | .26 | C2460NC | \$761.00 | .26 |
| AL460B | \$22.00 | .20 | ATB36 | \$19.00 | .23 | BTC20 | \$535.00 | .57 | BTV24BL | \$635.00 | .57 | C2136NE | \$580.00 | .26 | C2460NN | \$873.00 | .26 |
| AL460C | \$25.00 | .20 | AW2C | \$8.00 | .13 | BTC24 | \$635.00 | .57 | BTV24YL | \$635.00 | .57 | C2136NG | \$656.00 | .26 | C2460NS | \$2,033.00 | .26 |
| AL460EP | \$22.00 | .20 | AW2C | \$8.00 | .20 | BTC8 | \$350.00 | .57 | BTV8BL | \$350.00 | .57 | C2136NZ | \$664.00 | .26 | C2460NZ | \$813.00 | .26 |
| AL460G | \$22.00 | .20 | AWBR23 | \$20.00 | .14 | BTE430 | \$450.00 | .52 | BTV8YL | \$350.00 | .57 | C2136PZ | \$452.00 | .26 | C2460OB | \$500.00 | .26 |
| AL472B | \$25.00 | .20 | AWBR35 | \$30.00 | .14 | BTE430S | \$550.00 | .52 | C1836NB | \$550.00 | .26 | C2136PZB | \$467.00 | .26 | C2460PC | \$556.00 | .26 |
| AL472C | \$29.00 | .20 | AWBR47 | \$50.00 | .14 | BTE436 | \$520.00 | .52 | C1836NC | \$582.00 | .26 | C2136PZB | \$467.00 | .26 | C2460PCB | \$571.00 | .26 |
| AL472EP | \$25.00 | .20 | AWDH | \$6.00 | .14 | BTE436S | \$600.00 | .52 | C1836NE | \$550.00 | .26 | C2136PZB | \$467.00 | .26 | C2460PE | \$500.00 | .26 |
| AL472G | \$25.00 | .20 | AWSH | \$4.00 | .14 | BTE630 | \$460.00 | .52 | C1836NG | \$622.00 | .26 | C2136PZB | \$467.00 | .26 | C2460PG | \$608.00 | .26 |
| ALHT501 | \$500.00 | .34 | AX | \$7.00 | .20 | BTE630S | \$560.00 | .52 | C1836NN | \$670.00 | .26 | C2136PZB | \$467.00 | .26 | C2460PN | \$668.00 | .26 |
| AM | \$3.00 | .20 | AX4C | \$26.00 | .21 | BTE636 | \$550.00 | .52 | C1836NS | \$1,326.00 | .26 | C2136PZB | \$467.00 | .26 | C2460PNB | \$683.00 | .26 |
| AMA | \$14.00 | .20 | B3060M | \$888.00 | .41 | BTE636S | \$690.00 | .52 | C1836NZ | \$622.00 | .26 | C2136PZB | \$467.00 | .26 | C2460PS | \$1,828.00 | .26 |
| AMA | \$14.00 | .29 | B3060P | \$638.00 | .41 | BTE730 | \$550.00 | .52 | C1836PB | \$348.00 | .26 | C2136PZB | \$467.00 | .26 | C2460PSB | \$1,843.00 | .26 |
| AP | \$1.00 | .20 | B3072M | \$958.00 | .41 | BTE730S | \$690.00 | .52 | C1836PC | \$380.00 | .26 | C2136PZB | \$467.00 | .26 | C2460PSZ | \$956.00 | .28 |
| APC6 | \$310.00 | .41 | B3072P | \$683.00 | .41 | BTE736 | \$620.00 | .52 | C1836PCB | \$395.00 | .26 | C2136PZB | \$467.00 | .26 | C2460PSZB | \$971.00 | .28 |
| APH10 | \$2.30 | .14 | BB4830QA | \$609.00 | .51 | BTE736S | \$750.00 | .52 | C1836PCB | \$395.00 | .26 | C2136PZB | \$467.00 | .26 | | | |
| APH12 | \$2.40 | .14 | BB4830QF | \$609.00 | .51 | BTE930 | \$910.00 | .52 | C1836PCB | \$395.00 | .26 | C2136PZB | \$467.00 | .26 | | | |
| APH4 | \$2.00 | .14 | BB6030QA | \$780.00 | .51 | BTE936 | \$910.00 | .52 | C1836PCB | \$395.00 | .26 | | | | | | |

QUICK REFERENCE INDEX

| Model No. | List Price | Page | Model No. | List Price | Page | Model No. | List Price | Page | Model No. | List Price | Page | Model No. | List Price | Page | Model No. | List Price | Page |
|-----------|------------|------|-----------|------------|------|-----------|------------|------|-----------|------------|------|-----------|------------|------|-----------|------------|------|
| C2460PZ | \$608.00 | .26 | C02446 | \$192.00 | .22 | D1836NC | \$620.00 | .26 | D2448RNB | \$797.00 | .26 | DL412 | \$13.00 | .36 | DR2436Z | \$253.00 | .10 |
| C2460PZB | \$623.00 | .26 | C02446CL | \$248.00 | .22 | D1836NE | \$588.00 | .26 | D2448RSB | \$1,729.00 | .26 | DL418 | \$18.00 | .36 | DR2448N | \$281.00 | .10 |
| C2472PSZ | \$1,088.00 | .28 | C02447 | \$227.00 | .22 | D1836NG | \$660.00 | .26 | D2448RSSB | \$2,065.00 | .28 | DL424 | \$24.00 | .36 | DR2448Z | \$281.00 | .10 |
| C2472PSZB | \$1,103.00 | .28 | C02447CL | \$306.00 | .22 | D1836NN | \$508.00 | .26 | D2448RSZB | \$1,053.00 | .28 | DL436 | \$36.00 | .36 | DR2460N | \$310.00 | .10 |
| CA10HTN | \$72.00 | .34 | C02456 | \$218.00 | .22 | D1836NS | \$1,364.00 | .26 | D2448RZB | \$721.00 | .26 | DL448 | \$48.00 | .36 | DR2460Z | \$310.00 | .10 |
| CA2BP5 | \$31.00 | .54 | C02456CL | \$293.00 | .22 | D1836NZ | \$660.00 | .26 | D2460NB | \$792.00 | .26 | DL4830 | \$28.00 | .36 | DR312 | \$21.00 | .14 |
| CA5BP4 | \$145.00 | .23 | C02457 | \$243.00 | .22 | D1836RB | \$498.00 | .26 | D2460NC | \$848.00 | .26 | DL524 | \$30.00 | .36 | DR312 | \$21.00 | .14 |
| CA5HTR | \$62.00 | .34 | C02457CL | \$328.00 | .22 | D1836RCB | \$530.00 | .26 | D2460NE | \$792.00 | .26 | DL536 | \$44.00 | .36 | DR318 | \$30.00 | .36 |
| CA5R4 | \$195.00 | .23 | C02466 | \$243.00 | .22 | D1836REB | \$498.00 | .26 | D2460NG | \$900.00 | .26 | DL548 | \$56.00 | .36 | DR324 | \$35.00 | .36 |
| CA5RSB | \$170.00 | .23 | C02466CL | \$328.00 | .22 | D1836RGB | \$570.00 | .26 | D2460NN | \$960.00 | .26 | DL624 | \$40.00 | .36 | DR412 | \$28.00 | .14 |
| CA5S4 | \$120.00 | .12 | C02467 | \$278.00 | .22 | D1836RNB | \$618.00 | .26 | D2460NS | \$2,120.00 | .26 | DL636 | \$52.00 | .36 | DR412 | \$28.00 | .14 |
| CA5S4 | \$120.00 | .23 | C02467CL | \$376.00 | .22 | D1836RSB | \$1,274.00 | .26 | D2460NZ | \$900.00 | .26 | DL648 | \$70.00 | .36 | DR418 | \$36.00 | .36 |
| CA5S4 | \$120.00 | .40 | C03221BL | \$28.00 | .41 | D1836RSSB | \$1,490.00 | .28 | D2460RBB | \$702.00 | .26 | DL824 | \$48.00 | .36 | DR424 | \$51.00 | .36 |
| CA5S4 | \$120.00 | .40 | C04034BL | \$50.00 | .41 | D1836RSZB | \$842.00 | .28 | D2460RCB | \$758.00 | .26 | DL836 | \$70.00 | .36 | DR436 | \$67.00 | .36 |
| CA5SB | \$135.00 | .11 | C04836BL | \$75.00 | .41 | D1836RZB | \$570.00 | .26 | D2460REB | \$702.00 | .26 | DL848 | \$100.00 | .36 | DR448 | \$83.00 | .36 |
| CA5SB | \$135.00 | .23 | C04842BL | \$85.00 | .41 | D1848NB | \$656.00 | .26 | D2460RGB | \$810.00 | .26 | DM1824N | \$305.00 | .10 | DR524 | \$67.00 | .36 |
| CA5SB | \$135.00 | .31 | CPC2448C | \$649.50 | .32 | D1848NC | \$700.00 | .26 | D2460RNB | \$870.00 | .26 | DM1824NB | \$320.00 | .10 | DR536 | \$80.00 | .36 |
| CA5SBP | \$250.00 | .23 | CPC2460C | \$736.50 | .32 | D1848NE | \$656.00 | .26 | D2460RSB | \$2,030.00 | .26 | DM1824Z | \$305.00 | .10 | DR548 | \$102.00 | .36 |
| CA5SBS | \$450.00 | .23 | CPCH4 | \$4.25 | .32 | D1848NG | \$732.00 | .26 | D2460RSZB | \$1,158.00 | .28 | DM1824ZB | \$320.00 | .10 | DR624 | \$70.00 | .36 |
| CA85RN | \$310.00 | .23 | CPL | \$16.00 | .44 | D1848NN | \$784.00 | .26 | D2460RZB | \$810.00 | .26 | DM1830N | \$319.00 | .10 | DR636 | \$99.00 | .36 |
| CAP5BR | \$110.00 | .23 | CPL2815 | \$260.00 | .43 | D1848NS | \$1,572.00 | .26 | DAB14C | \$41.00 | .13 | DM1830NB | \$334.00 | .10 | DR648 | \$133.00 | .36 |
| CAP5RSP | \$75.00 | .23 | CPL2826 | \$500.00 | .43 | D1848NZ | \$732.00 | .26 | DAB14EP | \$41.00 | .13 | DM1830Z | \$319.00 | .10 | DR824 | \$102.00 | .36 |
| CAP6RSR | \$120.00 | .23 | CPL2838 | \$750.00 | .43 | D1848RBB | \$566.00 | .26 | DAB18C | \$45.00 | .13 | DM1830ZB | \$334.00 | .10 | DR836 | \$134.00 | .36 |
| CAP8RN | \$200.00 | .23 | CPL3246 | \$925.00 | .43 | D1848RCB | \$610.00 | .26 | DAB18EP | \$45.00 | .13 | DM1836N | \$333.00 | .10 | DR848 | \$166.00 | .36 |
| CAP8RSR | \$150.00 | .23 | CPLKEY | \$13.00 | .44 | D1848REB | \$566.00 | .26 | DAB21C | \$48.00 | .13 | DM1836NB | \$348.00 | .10 | DS1824N | \$92.00 | .10 |
| CB24C | \$18.00 | .32 | CR10C | \$80.00 | .53 | D1848RGB | \$642.00 | .26 | DAB21EP | \$48.00 | .13 | DM1836Z | \$333.00 | .10 | DS1824Z | \$92.00 | .10 |
| CC2412BK | \$825.00 | .27 | CRF2472 | \$613.00 | .17 | D1848RNB | \$694.00 | .26 | DAB24C | \$51.00 | .13 | DM1836ZB | \$348.00 | .10 | DS1830N | \$103.00 | .10 |
| CC2412BKA | \$925.00 | .27 | CRIA24 | \$82.00 | .17 | D1848RSB | \$1,482.00 | .26 | DAB24EP | \$51.00 | .13 | DM1848N | \$361.00 | .10 | DS1830Z | \$103.00 | .10 |
| CC2412PY | \$825.00 | .27 | CRR36 | \$22.00 | .40 | D1848RSSB | \$1,766.00 | .26 | DBC1836 | \$160.00 | .23 | DM1848NB | \$376.00 | .10 | DS18366N | \$544.00 | .10 |
| CC2412PYA | \$925.00 | .27 | CRR48 | \$28.00 | .40 | D1848RSZB | \$926.00 | .28 | DBC1848 | \$180.00 | .23 | DM1848Z | \$361.00 | .10 | DS18366Z | \$540.00 | .10 |
| CC2436BK | \$1,500.00 | .27 | CRR60 | \$31.00 | .40 | D1848RZB | \$642.00 | .26 | DBC1860 | \$195.00 | .23 | DM1848ZB | \$376.00 | .10 | DS18367N | \$556.00 | .10 |
| CC2436BKA | \$1,725.00 | .27 | CRSA24 | \$85.00 | .17 | D1860NB | \$707.00 | .26 | DBC2436 | \$175.00 | .23 | DM1860N | \$389.00 | .10 | DS18367Z | \$548.00 | .10 |
| CC2436PY | \$1,500.00 | .27 | CS1224C | \$39.00 | .13 | D1860NC | \$759.00 | .26 | DBC2448 | \$195.00 | .23 | DM1860NB | \$404.00 | .10 | DS1836N | \$113.00 | .10 |
| CC2436PYA | \$1,725.00 | .27 | CS1230C | \$45.00 | .13 | D1860NE | \$707.00 | .26 | DBC2460 | \$212.00 | .23 | DM1860Z | \$389.00 | .10 | DS1836Z | \$113.00 | .10 |
| CC3032 | \$300.00 | .31 | CS1236C | \$47.00 | .13 | D1860NG | \$803.00 | .26 | DC18135 | \$35.00 | .48 | DM1860ZB | \$404.00 | .10 | DS18486N | \$624.00 | .10 |
| CC3618ABK | \$655.00 | .42 | CS1242C | \$55.00 | .13 | D1860NN | \$851.00 | .26 | DC19117 | \$18.00 | .48 | DM2424N | \$327.00 | .10 | DS18486Z | \$620.00 | .10 |
| CC3618AGY | \$655.00 | .42 | CS1248C | \$59.00 | .13 | D1860NS | \$1,831.00 | .26 | DC21152 | \$24.75 | .48 | DM2424NB | \$342.00 | .10 | DS18487N | \$636.00 | .10 |
| CC3618ATN | \$655.00 | .42 | CS1260C | \$78.00 | .13 | D1860NZ | \$803.00 | .26 | DC21157 | \$45.00 | .48 | DM2424Z | \$327.00 | .10 | DS18487Z | \$628.00 | .10 |
| CC3618KBK | \$500.00 | .42 | CS14BBK | \$162.00 | .54 | D1860RBB | \$617.00 | .26 | DC21159 | \$27.50 | .48 | DM2424ZB | \$342.00 | .10 | DS1848N | \$133.00 | .10 |
| CC3618KGY | \$500.00 | .42 | CS14BK | \$127.00 | .54 | D1860RCB | \$669.00 | .26 | DC22133 | \$33.00 | .48 | DM2430N | \$349.00 | .10 | DS1848Z | \$133.00 | .10 |
| CC3618KTN | \$500.00 | .42 | CS151AS | \$275.00 | .45 | D1860REB | \$617.00 | .26 | DC231912 | \$37.00 | .48 | DM2430NB | \$364.00 | .10 | DS1860N | \$154.00 | .10 |
| CC4324BK | \$1,375.00 | .27 | CS151KD | \$220.00 | .45 | D1860RGB | \$713.00 | .26 | DC24143 | \$48.00 | .48 | DM2430Z | \$349.00 | .10 | DS1860Z | \$154.00 | .10 |
| CC4324BKA | \$1,600.00 | .27 | CS152AS | \$282.00 | .45 | D1860RNB | \$761.00 | .26 | DC271612 | \$39.50 | .48 | DM2430ZB | \$364.00 | .10 | DS2424N | \$103.00 | .10 |
| CC4324PY | \$1,375.00 | .27 | CS152KD | \$225.00 | .45 | D1860RSB | \$1,741.00 | .26 | DC282015 | \$69.00 | .48 | DM2436N | \$365.00 | .10 | DS2424Z | \$103.00 | .10 |
| CC4324PYA | \$1,600.00 | .27 | CS153AS | \$563.00 | .45 | D1860RSZB | \$1,029.00 | .26 | DCLH53 | \$40.00 | .48 | DM2436NB | \$380.00 | .10 | DS2430N | \$123.00 | .10 |
| CC4375PY | \$1,800.00 | .27 | CS153KD | \$450.00 | .45 | D1860RZB | \$713.00 | .26 | DF1824N | \$57.00 | .10 | DM2436Z | \$365.00 | .10 | DS2430Z | \$123.00 | .10 |
| CC4375PYA | \$2,075.00 | .27 | CS156AS | \$750.00 | .45 | D2436NB | \$651.00 | .26 | DF1824Z | \$57.00 | .10 | DM2436ZB | \$380.00 | .10 | DS24366N | \$624.00 | .10 |
| CCB77C | \$2,480.00 | .32 | CS156KD | \$600.00 | .45 | D2436NC | \$691.00 | .26 | DF1830N | \$60.00 | .10 | DM2448N | \$393.00 | .10 | DS24366Z | \$620.00 | .10 |
| CEMANC | \$40.00 | .60 | CS181AS | \$313.00 | .45 | D2436NE | \$651.00 | .26 | DF1830Z | \$60.00 | .10 | DM2448NB | \$408.00 | .10 | DS24367N | \$636.00 | .10 |
| CH3618AG | \$540.00 | .42 | CS181KD | \$250.00 | .45 | D2436NG | \$723.00 | .26 | DF1836N | \$64.00 | .10 | DM2448Z | \$393.00 | .10 | DS24367Z | \$628.00 | .10 |
| CH3618KG | \$360.00 | .42 | CS182AS | \$295.00 | .45 | D2436NN | \$783.00 | .26 | DF1836Z | \$64.00 | .10 | DM2448ZB | \$408.00 | .10 | DS2436N | \$133.00 | .10 |
| CH3624AG | \$555.00 | .42 | CS182KD | \$236.00 | .45 | D2436NS | \$1,583.00 | .26 | DF1848N | \$72.00 | .10 | DM2460N | \$422.00 | .10 | DS2436Z | \$133.00 | .10 |
| CH3624KG | \$375.00 | .42 | CS183AS | \$750.00 | .45 | D2436NZ | \$723.00 | .26 | DF1848Z | \$72.00 | .10 | DM2460NB | \$437.00 | .10 | DS24486N | \$708.00 | .10 |
| CO1836 | \$156.00 | .22 | CS183KD | \$600.00 | .45 | D2436RBB | \$561.00 | .26 | DF1860N | \$79.00 | .10 | DM2460Z | \$422.00 | .10 | DS24486Z | \$704.00 | .10 |
| CO1836CL | \$212.00 | .22 | CS186AS | \$773.00 | .45 | D2436RCB | \$601.00 | .26 | DF1860Z | \$79.00 | .10 | DM2460ZB | \$437.00 | .10 | DS24487N | \$720.00 | .10 |
| CO1837 | \$192.00 | .22 | CS186KD | \$618.00 | .45 | D2436REB | \$561.00 | .26 | DF2424N | \$68.00 | .10 | DPS14C | \$50.00 | .13 | DS24487Z | \$712.00 | .10 |
| CO1837CL | \$259.00 | .22 | CS21 | \$250.00 | .55 | D2436RGB | \$633.00 | .26 | DF2424Z | \$68.00 | .10 | DPS18C | \$58.00 | .13 | DS2448N | \$154.00 | .10 |
| CO1846 | \$168.00 | .22 | CS21ADJT | \$75.00 | .55 | D2436RNB | \$693.00 | .26 | DF2430N | \$70.00 | .10 | DPS24C | \$63.00 | .13 | DS2448Z | \$154.00 | .10 |
| CO1846CL | \$226.00 | .22 | CS21CAST | \$30.00 | .55 | D2436RSB | \$1,493.00 | .26 | DF2430Z | \$70.00 | .10 | DR1824N | \$193.00 | .10 | DS2460N | \$174.00 | .10 |
| CO1847 | \$207.00 | .22 | CS21LOOP | \$70.00 | .55 | D2436RSSB | \$1,765.00 | .28 | DF2436N | \$76.00 | .10 | DR1824Z | \$193.00 | .10 | DS2460Z | \$174.00 | .10 |
| CO1847CL | \$281.00 | .22 | CS21TARM | \$60.00 | .55 | D2436RSZB | \$917.00 | .28 | DF2436Z | \$76.00 | .10 | DR1830N | \$207.00 | .10 | DSMBF | \$275.00 | .56 |
| CO1856 | \$181.00 | .22 | CS38 | \$300.00 | .40 | D2436RZB | \$633.00 | .26 | DF2448N | \$83.00 | .10 | DR1830Z | \$207.00 | .10 | DSMBV | \$275.00 | .56 |
| CO1856CL | \$244.00 | .22 | CS78 | \$280.00 | .40 | D2448NB | \$711.00 | .26 | DF2448Z | \$83.00 | .10 | DR1836N | \$221.00 | .10 | DSO15 | \$150.00 | .50 |
| CO1857 | \$227.00 | .22 | CSB24C | \$10.50 | .32 | D2448NC | \$763.00 | .26 | DF2460N | \$92.00 | .10 | DR1836Z | \$221.00 | .10 | DSO15 | \$150.00 | .51 |
| CO1857CL | \$306.00 | .22 | CSD3 | \$89.00 | .40 | D2448NE | \$711.00 | .26 | DF2460Z | \$92.00 | .10 | DR1848N | \$249.00 | .10 | DW3018 | \$8.00 | .36 |
| CO1866 | \$218.00 | .22 | CSD3 | \$89.00 | .41 | D2448NG | \$811.00 | .26 | DL3024 | \$15.00 | .36 | DR1848Z | \$249.00 | .10 | DW3024 | \$11.00 | .36 |
| CO1866CL | \$295.00 | .22 | CSND | \$135.00 | .34 | D2448NN | \$887.00 | .26 | DL312 | \$9 | | | | | | | |

QUICK REFERENCE INDEX

| Model No. | List Price | Page | Model No. | List Price | Page | Model No. | List Price | Page | Model No. | List Price | Page | Model No. | List Price | Page |
|-----------|------------|------|-----------|------------|------|-----------|------------|------|-----------|------------|------|-----------|------------|------|
| DW418 | \$14.00 | .36 | FB15 | \$13.00 | .45 | HD60185G | \$650.00 | .39 | JC2048BL | \$250.00 | .58 | NTF2000 | \$1,250.00 | .24 |
| DW4215 | \$11.00 | .36 | FBR36501 | \$630.00 | .49 | HD60186G | \$810.00 | .39 | JC2048GY | \$250.00 | .58 | NTF2000SL | \$1,350.00 | .24 |
| DW4230 | \$21.00 | .36 | FCB24C | \$26.00 | .32 | HD60188G | \$970.00 | .39 | JC3618ABK | \$625.00 | .43 | NTF51000 | \$190.00 | .24 |
| DW424 | \$18.00 | .36 | FHT200 | \$175.00 | .34 | HD60189G | \$150.00 | .39 | JC3618AGY | \$625.00 | .43 | OA112BG | \$80.00 | .59 |
| DW430 | \$22.00 | .36 | FL3028 | \$85.00 | .52 | HD60243G | \$640.00 | .39 | JC3618ATN | \$625.00 | .43 | OA112BK | \$80.00 | .59 |
| DW436 | \$29.00 | .36 | FL3032 | \$90.00 | .52 | HD60245G | \$850.00 | .39 | JC3618KBK | \$500.00 | .43 | OA112GY | \$80.00 | .59 |
| DW448 | \$34.00 | .36 | FL3628 | \$90.00 | .52 | HD60246G | \$1,060.00 | .39 | JC3618KGY | \$500.00 | .43 | OA112RG | \$80.00 | .59 |
| DW518 | \$16.00 | .36 | FL3632 | \$95.00 | .52 | HD60248G | \$1,270.00 | .39 | JC3618KTN | \$500.00 | .43 | OA5GALBG | \$100.00 | .59 |
| DW524 | \$22.00 | .36 | FP300 | \$100.00 | .34 | HD60249G | \$200.00 | .39 | JCREPBAG | \$60.00 | .58 | OA5GALBK | \$100.00 | .59 |
| DW536 | \$40.00 | .36 | FP600 | \$200.00 | .34 | HD72243G | \$790.00 | .39 | KPL | \$5.00 | .44 | OA5GALGN | \$100.00 | .59 |
| DW548 | \$48.00 | .36 | FP600N | \$285.00 | .34 | HD72245G | \$1,050.00 | .39 | LB108A | \$350.00 | .47 | OA5GALGY | \$100.00 | .59 |
| DW615 | \$18.00 | .36 | FHT2618 | \$47.00 | .29 | HD72246G | \$1,310.00 | .39 | LB108F | \$650.00 | .47 | OA5GALRG | \$100.00 | .59 |
| DW624 | \$30.00 | .36 | FWC112 | \$378.00 | .41 | HD72248G | \$1,570.00 | .39 | LB120A | \$375.00 | .47 | OALUMBK | \$150.00 | .59 |
| DW630 | \$40.00 | .36 | FWC114 | \$475.00 | .41 | HD72249G | \$250.00 | .39 | LB120F | \$675.00 | .47 | OALUMSL | \$150.00 | .59 |
| DW636 | \$44.00 | .36 | FWC146 | \$400.00 | .41 | HDSC | \$3.50 | .38 | LB133 | \$48.00 | .48 | OAWMSS | \$125.00 | .59 |
| DW648 | \$58.00 | .36 | FWC160 | \$520.00 | .41 | HT600 | \$184.00 | .34 | LB253 | \$65.00 | .48 | P14B | \$11.00 | .4 |
| DW824 | \$36.00 | .36 | FWC194 | \$491.00 | .41 | I6126AS | \$367.00 | .47 | LB424 | \$60.00 | .48 | P14C | \$10.00 | .4 |
| DW836 | \$58.00 | .36 | FWC216 | \$600.00 | .41 | I6126KD | \$293.00 | .47 | LB72A | \$250.00 | .47 | P14N | \$11.00 | .4 |
| DW848 | \$68.00 | .36 | FWC43 | \$225.00 | .41 | I6128AS | \$914.00 | .47 | LB72F | \$450.00 | .47 | P14Z | \$11.00 | .4 |
| EB12 | \$13.00 | .45 | FWCA5 | \$165.00 | .41 | I6128KD | \$731.00 | .47 | LB96A | \$275.00 | .47 | P1824C | \$82.00 | .10 |
| EB15 | \$13.00 | .45 | FWCL20 | \$52.00 | .41 | I6156AS | \$394.00 | .47 | LB96F | \$475.00 | .47 | P1824N | \$95.00 | .10 |
| EB18 | \$13.00 | .45 | FWCL32 | \$88.00 | .41 | I6156KD | \$315.00 | .47 | LH31 | \$35.00 | .48 | P1824Z | \$88.00 | .10 |
| EC8WAYBK | \$435.00 | .55 | FWCL40 | \$120.00 | .41 | I6158AS | \$984.00 | .47 | LH41 | \$40.00 | .48 | P1830C | \$85.00 | .10 |
| EC8WAYBL | \$435.00 | .55 | G2S36B | \$244.00 | .40 | I6158KD | \$787.00 | .47 | LH6200M | \$52.00 | .36 | P1830N | \$104.00 | .10 |
| EP1254C | \$33.00 | .15 | G2S36C | \$264.00 | .40 | I61816AS | \$1,124.00 | .47 | LH6250A | \$38.00 | .36 | P1830Z | \$91.00 | .10 |
| EP1263C | \$37.00 | .15 | G2S48B | \$320.00 | .40 | I61816KD | \$899.00 | .47 | LH6750A | \$23.00 | .36 | P1836C | \$88.00 | .10 |
| EP1274C | \$41.00 | .15 | G2S48C | \$346.00 | .40 | I6186AS | \$438.00 | .47 | LH6750M | \$27.00 | .36 | P1836N | \$108.00 | .10 |
| EP1854C | \$39.00 | .15 | G2S60C | \$433.00 | .40 | I6186KD | \$350.00 | .47 | LID10GAL | \$11.00 | .58 | P1836Z | \$97.00 | .10 |
| EP1863C | \$43.00 | .15 | G2S60C | \$433.00 | .40 | I6188AS | \$1,125.00 | .47 | LID20GAL | \$12.00 | .58 | P2124C | \$86.00 | .10 |
| EP1874C | \$51.00 | .15 | G3S36B | \$304.00 | .40 | I6188KD | \$900.00 | .47 | LID32GAL | \$16.00 | .58 | P2124N | \$105.00 | .10 |
| EPC | \$6.50 | .15 | G3S36C | \$334.00 | .40 | IC24362C | \$575.00 | .31 | LID44GAL | \$24.00 | .58 | P2124Z | \$92.00 | .10 |
| EPC1836PC | \$534.00 | .15 | G3S48B | \$390.00 | .40 | IC24363C | \$656.00 | .31 | LID55GAL | \$35.00 | .58 | P2130C | \$93.00 | .10 |
| EPC1848PC | \$631.00 | .15 | G3S48C | \$429.00 | .40 | IC24482C | \$609.00 | .31 | LR14424G | \$1,099.00 | .39 | P2130N | \$110.00 | .10 |
| EPC1860PC | \$687.00 | .15 | G3S60B | \$491.00 | .40 | IC24483C | \$707.00 | .31 | LR14448G | \$2,206.00 | .39 | P2130Z | \$100.00 | .10 |
| EPC2136PC | \$574.00 | .15 | G3S60C | \$533.00 | .40 | IC24602C | \$651.00 | .31 | LR4824G | \$361.00 | .39 | P2136C | \$98.00 | .10 |
| EPC2148PC | \$651.00 | .15 | GLIDE8WY | \$30.00 | .55 | IC24603C | \$770.00 | .31 | LR4848G | \$730.00 | .39 | P2136N | \$117.00 | .10 |
| EPC2160PC | \$723.00 | .15 | GW36B | \$169.00 | .40 | ID122AS | \$282.00 | .47 | LR9624G | \$730.00 | .39 | P2136Z | \$105.00 | .10 |
| EPC2436PC | \$602.00 | .15 | GW36C | \$179.00 | .40 | ID122KD | \$225.00 | .47 | LR9648G | \$1,468.00 | .39 | P2424C | \$95.00 | .10 |
| EPC2448PC | \$691.00 | .15 | GW48B | \$235.00 | .40 | ID126AS | \$843.00 | .47 | MB3060M | \$1,018.00 | .41 | P2424N | \$113.00 | .10 |
| EPC2460PC | \$771.00 | .15 | GW48C | \$248.00 | .40 | ID126KD | \$674.00 | .47 | MB3060P | \$768.00 | .41 | P2424Z | \$102.00 | .10 |
| ERG010 | \$144.00 | .54 | GW60B | \$304.00 | .40 | ID152AS | \$310.00 | .47 | MB3072M | \$1,088.00 | .41 | P2430C | \$99.00 | .10 |
| ES1000 | \$60.00 | .33 | GW60C | \$318.00 | .40 | ID152KD | \$248.00 | .47 | MB3072P | \$813.00 | .41 | P2430N | \$117.00 | .10 |
| ES2000 | \$80.00 | .33 | H3624 | \$83.00 | .34 | ID156AS | \$899.00 | .47 | MBR36501 | \$1,052.00 | .49 | P2430Z | \$106.00 | .10 |
| ES3000 | \$65.00 | .33 | H5225 | \$93.00 | .34 | ID156KD | \$719.00 | .47 | MBTC | \$200.00 | .56 | P2436C | \$102.00 | .10 |
| ES4000 | \$80.00 | .33 | HB18 | \$85.00 | .54 | ID182AS | \$338.00 | .47 | MBWCDP | \$125.00 | .57 | P2436N | \$123.00 | .10 |
| ES6016SD | \$200.00 | .33 | HB24 | \$103.00 | .54 | ID182KD | \$270.00 | .47 | MBWCSP | \$125.00 | .57 | P2436Z | \$109.00 | .10 |
| ES6024SD | \$250.00 | .33 | HBRB18 | \$116.00 | .54 | ID186AS | \$928.00 | .47 | MC18827 | \$330.00 | .43 | P34B | \$16.00 | .4 |
| ES6316AD | \$250.00 | .33 | HBRB24 | \$134.00 | .54 | ID186KD | \$742.00 | .47 | MKEY | \$12.00 | .44 | P34C | \$12.00 | .4 |
| ES8WAYBK | \$465.00 | .55 | HBSB18 | \$134.00 | .54 | IS1216A | \$254.00 | .47 | ML1818MOB | \$260.00 | .57 | P34EP | \$12.00 | .4 |
| ES8WAYBL | \$465.00 | .55 | HBSB24 | \$144.00 | .54 | IS1216K | \$203.00 | .47 | ML2315SU | \$225.00 | .57 | P34N | \$17.00 | .4 |
| ES8WAYBY | \$465.00 | .55 | IS1217A | \$705.00 | .57 | IS1217A | \$282.00 | .47 | MLS1836B | \$442.00 | .27 | P34Z | \$16.00 | .4 |
| ESDK | \$27.00 | .29 | IS1217K | \$225.00 | .47 | IS1236A | \$703.00 | .47 | MLS1836C | \$474.00 | .27 | P42C | \$14.00 | .4 |
| ET4830QA | \$667.00 | .50 | IS1236K | \$562.00 | .47 | IS1236A | \$703.00 | .47 | MLS1848B | \$490.00 | .27 | P54C | \$16.00 | .4 |
| ET4830QF | \$667.00 | .50 | IS1237A | \$717.00 | .47 | IS1236K | \$562.00 | .47 | MLS1848C | \$534.00 | .27 | P54EP | \$16.00 | .4 |
| ET4830SA | \$767.00 | .50 | IS1237K | \$573.00 | .47 | IS1237A | \$717.00 | .47 | MLS1860B | \$526.00 | .27 | P54N | \$21.00 | .4 |
| ET4830SF | \$767.00 | .50 | IS1516A | \$282.00 | .47 | IS1237K | \$573.00 | .47 | MLS1860C | \$578.00 | .27 | P54Z | \$20.00 | .4 |
| ET6030QA | \$683.00 | .50 | IS1516K | \$225.00 | .47 | IS1516A | \$282.00 | .47 | MLS1872B | \$570.00 | .27 | P6126AS | \$367.00 | .46 |
| ET6030QF | \$683.00 | .50 | IS1517A | \$324.00 | .47 | IS1516K | \$225.00 | .47 | MLS1872C | \$622.00 | .27 | P6126KD | \$293.00 | .46 |
| ET6030SA | \$783.00 | .50 | IS1517K | \$259.00 | .47 | IS1517A | \$324.00 | .47 | MLS2436B | \$490.00 | .27 | P6128AS | \$914.00 | .46 |
| ET6030SF | \$783.00 | .50 | IS1536A | \$732.00 | .47 | IS1536A | \$732.00 | .47 | MLS2436C | \$530.00 | .27 | P6128KD | \$731.00 | .46 |
| ET7230QA | \$779.00 | .50 | IS1536K | \$585.00 | .47 | IS1537A | \$843.00 | .47 | MLS2448B | \$530.00 | .27 | P6156AS | \$394.00 | .46 |
| ET7230QF | \$779.00 | .50 | IS1537A | \$843.00 | .47 | IS1537K | \$674.00 | .47 | MLS2448C | \$582.00 | .27 | P6156KD | \$315.00 | .46 |
| ET7230SA | \$919.00 | .50 | IS1816A | \$310.00 | .47 | IS1816A | \$310.00 | .47 | MLS2460B | \$594.00 | .27 | P6158AS | \$984.00 | .46 |
| ET7230SF | \$919.00 | .50 | IS1816K | \$248.00 | .47 | IS1817A | \$352.00 | .47 | MLS2460C | \$650.00 | .27 | P6158KD | \$787.00 | .46 |
| ET7236QA | \$859.00 | .50 | IS1817A | \$352.00 | .47 | IS1816K | \$248.00 | .47 | MLS2472B | \$646.00 | .27 | P61816AS | \$1,124.00 | .46 |
| ET7236QF | \$859.00 | .50 | IS1817K | \$281.00 | .47 | IS1817A | \$352.00 | .47 | MLS2472C | \$718.00 | .27 | P61816KD | \$899.00 | .46 |
| ET7236SA | \$989.00 | .50 | IS1836A | \$759.00 | .47 | IS1837A | \$984.00 | .47 | MO1000W | \$550.00 | .53 | P63B | \$17.00 | .4 |
| ET7236SF | \$989.00 | .50 | IS1836K | \$607.00 | .47 | IS1837K | \$787.00 | .47 | MPH12 | \$50.00 | .40 | P63C | \$17.00 | .4 |
| ETC2124 | \$1,100.00 | .53 | IS1837A | \$984.00 | .47 | JC2048BK | \$250.00 | .58 | MPH6 | \$25.00 | .43 | P63EP | \$17.00 | .4 |
| EZSH | \$16.00 | .11 | IS1837K | \$787.00 | .47 | NPK100 | \$62.00 | .45 | NPK100 | \$62.00 | .45 | P63G | \$22.00 | .4 |
| EZSH | \$16.00 | .20 | IS1837K | \$787.00 | .47 | NPK200 | \$92.00 | .45 | NPK200 | \$92.00 | .45 | P63N | \$23.00 | .4 |
| FB12 | \$13.00 | .45 | JC2048BL | \$250.00 | .58 | NPK300 | \$92.00 | .45 | NPK300 | \$92.00 | .45 | P63S | \$60.00 | .4 |
| | | | JC2048GY | \$250.00 | .58 | NTF1200 | \$755.00 | .24 | NTF1200 | \$755.00 | .24 | P63Z | \$22.00 | .4 |
| | | | NTF2000 | \$1,250.00 | .24 | | | | | | | P66C | \$17.50 | .4 |
| | | | NTF2000SL | \$1,350.00 | .24 | | | | | | | P66Z | \$23.00 | .4 |
| | | | NTF51000 | \$190.00 | .24 | | | | | | | P68B | \$18.00 | .4 |
| | | | OA112BG | \$80.00 | .59 | | | | | | | P68C | \$18.00 | .4 |
| | | | | | | | | | | | | | | |

QUICK REFERENCE INDEX

| Model No. | List Price | Page | Model No. | List Price | Page | Model No. | List Price | Page | Model No. | List Price | Page | Model No. | List Price | Page | Model No. | List Price | Page |
|-----------|------------|------|-----------|------------|------|-----------|------------|------|-----------|------------|------|-----------|------------|------|-----------|------------|------|
| PM18366N | \$356.00 | 8 | PM24607N | \$548.00 | 8 | PRB965 | \$170.00 | 35 | PS17LBL | \$237.00 | 54 | RS8 | \$17.00 | 35 | S1472Z | \$74.00 | 4 |
| PM18367N | \$368.00 | 8 | PM24608N | \$568.00 | 8 | PRD4636 | \$47.00 | 35 | PS17TBK | \$227.00 | 54 | S1424C | \$35.00 | 4 | S1472Z | \$74.00 | 7 |
| PM18368N | \$388.00 | 8 | PM2460N | \$111.00 | 8 | PRD4642 | \$55.00 | 35 | PS17TBL | \$227.00 | 54 | S1424C | \$35.00 | 6 | S1824B | \$35.00 | 4 |
| PM18369N | \$66.00 | 8 | PM24726N | \$620.00 | 8 | PRD4648 | \$58.00 | 35 | PS1816A | \$310.00 | 46 | S1424EP | \$27.00 | 4 | S1824B | \$35.00 | 5 |
| PM18426N | \$376.00 | 8 | PM24727N | \$632.00 | 8 | PRD5236 | \$51.00 | 35 | PS1816K | \$248.00 | 46 | S1424EP | \$27.00 | 5 | S1824C | \$42.00 | 4 |
| PM18427N | \$388.00 | 8 | PM24728N | \$652.00 | 8 | PRD5242 | \$58.00 | 35 | PS1817A | \$350.00 | 46 | S1424N | \$43.00 | 4 | S1824C | \$42.00 | 6 |
| PM18428N | \$408.00 | 8 | PM2472N | \$132.00 | 8 | PRD5248 | \$64.00 | 35 | PS1817K | \$281.00 | 46 | S1424N | \$43.00 | 6 | S1824EP | \$35.00 | 4 |
| PM18429N | \$71.00 | 8 | PMC16 | \$12.00 | 8 | PRD5836 | \$59.00 | 35 | PS1836A | \$759.00 | 46 | S1424Z | \$37.00 | 4 | S1824EP | \$35.00 | 5 |
| PM18486N | \$404.00 | 8 | PMC1812 | \$15.00 | 8 | PRD5842 | \$69.00 | 35 | PS1836K | \$607.00 | 46 | S1424Z | \$37.00 | 7 | S1824G | \$44.00 | 4 |
| PM18487N | \$416.00 | 8 | PMC2112 | \$16.50 | 8 | PRD5848 | \$74.00 | 35 | PS1837A | \$1,050.00 | 46 | S1430B | \$33.00 | 4 | S1824G | \$44.00 | 7 |
| PM18488N | \$436.00 | 8 | PMC2412 | \$18.00 | 8 | PRFG12 | \$33.25 | 35 | PS1837K | \$840.00 | 46 | S1430C | \$39.00 | 4 | S1824N | \$51.00 | 4 |
| PM1848N | \$78.00 | 8 | PMCF | \$450.00 | 56 | PRFG18 | \$45.00 | 35 | PS18CF | \$50.00 | 13 | S1430C | \$39.00 | 6 | S1824N | \$51.00 | 6 |
| PM18546N | \$428.00 | 8 | PMCH | \$40.00 | 56 | PRS10836 | \$646.00 | 35 | PS24303C | \$304.00 | 31 | S1430EP | \$33.00 | 4 | S1824Z | \$44.00 | 4 |
| PM18547N | \$440.00 | 8 | PMCL | \$515.00 | 56 | PRS108421 | \$770.00 | 35 | PS24304C | \$312.00 | 31 | S1430EP | \$33.00 | 5 | S1824Z | \$44.00 | 7 |
| PM18548N | \$460.00 | 8 | PMCM | \$550.00 | 56 | PRS108424 | \$900.00 | 35 | PS24C | \$57.00 | 13 | S1430N | \$48.00 | 4 | S1830B | \$37.00 | 4 |
| PM1854N | \$84.00 | 8 | PMD18Z | \$17.00 | 8 | PRS108429 | \$686.00 | 35 | PSD1212 | \$6.50 | 38 | S1430N | \$48.00 | 6 | S1830B | \$37.00 | 5 |
| PM18606N | \$452.00 | 8 | PMD21Z | \$18.00 | 8 | PRS108481 | \$790.00 | 35 | PSD126 | \$4.00 | 38 | S1430Z | \$41.00 | 4 | S1830C | \$45.00 | 4 |
| PM18607N | \$464.00 | 8 | PMD24Z | \$21.00 | 8 | PRS108489 | \$716.00 | 35 | PSD129 | \$5.50 | 38 | S1430Z | \$41.00 | 7 | S1830C | \$45.00 | 6 |
| PM18608N | \$484.00 | 8 | PME1815 | \$18.00 | 8 | PRS12036 | \$706.00 | 35 | PSD186 | \$4.75 | 38 | S1436AC | \$62.00 | 11 | S1830EP | \$37.00 | 4 |
| PM1860N | \$90.00 | 8 | PME1818 | \$19.50 | 8 | PRS120421 | \$830.00 | 35 | PSD189 | \$7.25 | 38 | S1436AC | \$62.00 | 12 | S1830EP | \$37.00 | 5 |
| PM18726N | \$520.00 | 8 | PME2115 | \$21.50 | 8 | PRS120424 | \$960.00 | 35 | PSD1912 | \$8.50 | 38 | S1436AC | \$62.00 | 24 | S1830G | \$47.00 | 4 |
| PM18727N | \$532.00 | 8 | PME2118 | \$23.00 | 8 | PRS120429 | \$746.00 | 35 | PT123AS | \$422.00 | 46 | S1436C | \$44.00 | 4 | S1830G | \$47.00 | 7 |
| PM18728N | \$552.00 | 8 | PME2415 | \$25.00 | 8 | PRS120481 | \$850.00 | 35 | PT123KD | \$337.00 | 46 | S1436C | \$44.00 | 6 | S1830N | \$60.00 | 4 |
| PM1872N | \$107.00 | 8 | PME2418 | \$26.00 | 8 | PRS120489 | \$776.00 | 35 | PT129AS | \$984.00 | 46 | S1436C | \$44.00 | 24 | S1830N | \$60.00 | 6 |
| PM21306N | \$360.00 | 8 | PML18Z | \$14.00 | 8 | PRS4824 | \$710.00 | 35 | PT129KD | \$787.00 | 46 | S1436EP | \$36.00 | 4 | S1830Z | \$47.00 | 4 |
| PM21307N | \$372.00 | 8 | PML21Z | \$16.00 | 8 | PRS483696 | \$456.00 | 35 | PT4830QA | \$459.00 | 50 | S1436EP | \$36.00 | 5 | S1830Z | \$47.00 | 7 |
| PM21308N | \$392.00 | 8 | PML24Z | \$17.00 | 8 | PRS48421 | \$580.00 | 35 | PT4830QF | \$459.00 | 50 | S1436N | \$52.00 | 4 | S1836AC | \$70.00 | 11 |
| PM2130N | \$67.00 | 8 | PML30Z | \$19.00 | 8 | PRS48429 | \$496.00 | 35 | PT6016SD | \$450.00 | 33 | S1436N | \$52.00 | 6 | S1836AC | \$70.00 | 24 |
| PM21366N | \$384.00 | 8 | PML36Z | \$21.00 | 8 | PRS48481 | \$600.00 | 35 | PT6016WD | \$450.00 | 33 | S1436Z | \$46.00 | 4 | S1836AC | \$70.00 | 25 |
| PM21367N | \$396.00 | 8 | PML42Z | \$23.00 | 8 | PRS48489 | \$526.00 | 35 | PT6024SD | \$600.00 | 33 | S1436Z | \$46.00 | 7 | S1836AZ | \$73.00 | 11 |
| PM21368N | \$416.00 | 8 | PML48Z | \$25.00 | 8 | PRS963696 | \$586.00 | 35 | PT6024WD | \$600.00 | 33 | S1442C | \$47.00 | 4 | S1836B | \$40.00 | 4 |
| PM2136N | \$73.00 | 8 | PML54Z | \$27.00 | 8 | PRS96421 | \$710.00 | 35 | PT6030QA | \$530.00 | 50 | S1442C | \$47.00 | 6 | S1836B | \$40.00 | 5 |
| PM21426N | \$408.00 | 8 | PML60Z | \$29.00 | 8 | PRS96424 | \$840.00 | 35 | PT6030QF | \$530.00 | 50 | S1442EP | \$39.00 | 4 | S1836C | \$48.00 | 4 |
| PM21427N | \$420.00 | 8 | PML72Z | \$35.00 | 8 | PRS96429 | \$626.00 | 35 | PT6030SA | \$595.00 | 50 | S1442EP | \$39.00 | 5 | S1836C | \$48.00 | 6 |
| PM21428N | \$440.00 | 8 | PPT3624 | \$358.00 | 34 | PRS96481 | \$730.00 | 35 | PT6030SF | \$595.00 | 50 | S1442N | \$61.00 | 4 | S1836C | \$48.00 | 24 |
| PM2142N | \$79.00 | 8 | PPT5225 | \$478.00 | 34 | PRS96489 | \$656.00 | 35 | PT6036QA | \$610.00 | 50 | S1442N | \$61.00 | 6 | S1836C | \$48.00 | 25 |
| PM21486N | \$436.00 | 8 | PR2126 | \$300.00 | 53 | PRSH9636 | \$636.00 | 35 | PT6036QF | \$610.00 | 50 | S1442Z | \$50.00 | 4 | S1836EP | \$40.00 | 4 |
| PM21487N | \$448.00 | 8 | PRA10836 | \$498.00 | 35 | PRSH96421 | \$760.00 | 35 | PT6316AD | \$700.00 | 33 | S1442Z | \$50.00 | 7 | S1836EP | \$40.00 | 5 |
| PM21488N | \$468.00 | 8 | PRA108421 | \$560.00 | 35 | PRSH96424 | \$890.00 | 35 | PT7230QA | \$581.00 | 50 | S1448AC | \$72.00 | 11 | S1836G | \$53.00 | 4 |
| PM2148N | \$86.00 | 8 | PRA108424 | \$625.00 | 35 | PRSH96429 | \$676.00 | 35 | PT7230QF | \$581.00 | 50 | S1448AC | \$72.00 | 12 | S1836G | \$53.00 | 7 |
| PM21546N | \$468.00 | 8 | PRA108429 | \$518.00 | 35 | PRSH96481 | \$780.00 | 35 | PT7230SA | \$671.00 | 50 | S1448AC | \$72.00 | 24 | S1836N | \$64.00 | 4 |
| PM21547N | \$480.00 | 8 | PRA108481 | \$570.00 | 35 | PRSH96489 | \$706.00 | 35 | PT7230SF | \$671.00 | 50 | S1448B | \$43.00 | 4 | S1836N | \$64.00 | 6 |
| PM21548N | \$500.00 | 8 | PRA108489 | \$533.00 | 35 | PRUF12042 | \$210.00 | 35 | PT7236QA | \$646.00 | 50 | S1448C | \$53.00 | 4 | S1836S | \$191.00 | 4 |
| PM2154N | \$94.00 | 8 | PRA12036 | \$558.00 | 35 | PRUF12048 | \$220.00 | 35 | PT7236QF | \$646.00 | 50 | S1448C | \$53.00 | 6 | S1836S | \$191.00 | 5 |
| PM21606N | \$496.00 | 8 | PRA120421 | \$620.00 | 35 | PRUF14436 | \$265.00 | 35 | PT7236SA | \$756.00 | 50 | S1448C | \$53.00 | 24 | S1836SP | \$90.00 | 7 |
| PM21607N | \$508.00 | 8 | PRA120424 | \$685.00 | 35 | PRUF14442 | \$275.00 | 35 | PT7236SF | \$756.00 | 50 | S1448EP | \$43.00 | 4 | S1836SS | \$245.00 | 9 |
| PM21608N | \$528.00 | 8 | PRA120429 | \$578.00 | 35 | PRUF14448 | \$305.00 | 35 | PT7258GN | \$450.00 | 60 | S1448EP | \$43.00 | 5 | S1836SZ | \$121.00 | 9 |
| PM2160N | \$101.00 | 8 | PRA120481 | \$630.00 | 35 | PRUF19442 | \$420.00 | 35 | PT7258TN | \$450.00 | 60 | S1448N | \$66.00 | 4 | S1836Z | \$53.00 | 4 |
| PM21726N | \$572.00 | 8 | PRA120489 | \$593.00 | 35 | PRUF3696 | \$148.00 | 35 | PT9630QA | \$768.00 | 50 | S1448N | \$66.00 | 6 | S1836Z | \$53.00 | 7 |
| PM21727N | \$584.00 | 8 | PRA4824 | \$435.00 | 35 | PRUF9642 | \$168.00 | 35 | PT9630QF | \$768.00 | 50 | S1448Z | \$56.00 | 4 | S1842B | \$46.00 | 4 |
| PM21728N | \$604.00 | 8 | PRA483696 | \$308.00 | 35 | PRUF9648 | \$183.00 | 35 | PT9636QA | \$943.00 | 50 | S1448Z | \$56.00 | 7 | S1842B | \$46.00 | 5 |
| PM2172N | \$120.00 | 8 | PRA48421 | \$370.00 | 35 | PS1216A | \$254.00 | 46 | PT9636QF | \$943.00 | 50 | S1454C | \$58.00 | 4 | S1842C | \$57.00 | 4 |
| PM24306N | \$380.00 | 8 | PRA48429 | \$328.00 | 35 | PS1216K | \$203.00 | 46 | RICR36 | \$15.00 | 35 | S1454C | \$58.00 | 6 | S1842C | \$57.00 | 6 |
| PM24307N | \$392.00 | 8 | PRA48481 | \$380.00 | 35 | PS1217A | \$282.00 | 46 | RICR42 | \$18.00 | 35 | S1454EP | \$47.00 | 4 | S1842EP | \$46.00 | 4 |
| PM24308N | \$412.00 | 8 | PRA48489 | \$343.00 | 35 | PS1217K | \$225.00 | 46 | RICR48 | \$19.00 | 35 | S1454EP | \$47.00 | 5 | S1842EP | \$46.00 | 5 |
| PM2430N | \$72.00 | 8 | PRA963696 | \$438.00 | 35 | PS1236A | \$703.00 | 46 | RLC12 | \$170.00 | 57 | S1454N | \$70.00 | 4 | S1842G | \$60.00 | 4 |
| PM24366N | \$408.00 | 8 | PRA96421 | \$500.00 | 35 | PS1236K | \$562.00 | 46 | RLC16 | \$175.00 | 57 | S1454N | \$70.00 | 6 | S1842G | \$60.00 | 7 |
| PM24367N | \$420.00 | 8 | PRA96424 | \$565.00 | 35 | PS1237A | \$717.00 | 46 | RLC20 | \$190.00 | 57 | S1454Z | \$61.00 | 4 | S1842N | \$71.00 | 4 |
| PM24368N | \$440.00 | 8 | PRA96429 | \$458.00 | 35 | PS1237K | \$573.00 | 46 | RLC24 | \$210.00 | 57 | S1454Z | \$61.00 | 7 | S1842N | \$71.00 | 6 |
| PM2436N | \$79.00 | 8 | PRA96481 | \$510.00 | 35 | PS14C | \$44.00 | 13 | RLC8 | \$160.00 | 57 | S1460C | \$62.00 | 4 | S1842Z | \$60.00 | 4 |
| PM24426N | \$436.00 | 8 | PRA96489 | \$473.00 | 35 | PS1516A | \$282.00 | 46 | RLV12BL | \$170.00 | 57 | S1460C | \$62.00 | 6 | S1842Z | \$60.00 | 7 |
| PM24427N | \$448.00 | 8 | PRAH9636 | \$488.00 | 35 | PS1516K | \$225.00 | 46 | RLV12YL | \$170.00 | 57 | S1460EP | \$52.00 | 4 | S1848AC | \$81.00 | 11 |
| PM24428N | \$468.00 | 8 | PRAH96421 | \$550.00 | 35 | PS1517A | \$330.00 | 46 | RLV16BL | \$175.00 | 57 | S1460EP | \$52.00 | 5 | S1848AC | \$81.00 | 24 |
| PM2442N | \$86.00 | 8 | PRAH96424 | \$615.00 | 35 | PS1517K | \$264.00 | 46 | RLV16YL | \$175.00 | 57 | S1460N | \$72.00 | 4 | S1848AC | \$81.00 | 25 |
| PM24486N | \$468.00 | 8 | PRAH96429 | \$508.00 | 35 | PS1536A | \$732.00 | 46 | RLV20BL | \$190.00 | 57 | S1460N | \$72.00 | 6 | S1848AZ | \$85.00 | 11 |
| PM24487N | \$480.00 | 8 | PRAH96481 | \$560.00 | 35 | PS1536K | \$585.00 | 46 | RLV20YL | \$190.00 | 57 | S1460Z | \$66.00 | 4 | S1848B | \$52.00 | 4 |
| PM24488N | \$500.00 | 8 | PRAH96489 | \$523.00 | 35 | PS1537A | \$875.00 | 46 | RLV24BL | \$210.00 | 57 | S1460Z | \$66.00 | 7 | S1848B | \$52.00 | 5 |
| PM2448N | \$94.00 | 8 | PRB108 | \$175.00 | 35 | PS1537K | \$700.00 | 46 | RLV24YL | \$210.00 | 57 | S1472C | \$71.00 | 4 | S1848C | \$63.00 | 4</ |

QUICK REFERENCE INDEX

| Model No. | List Price | Page | Model No. | List Price | Page | Model No. | List Price | Page | Model No. | List Price | Page | Model No. | List Price | Page | | | |
|-----------|------------|------|-----------|------------|------|-----------|------------|------|-----------|------------|------|-----------|------------|------|-----------|------------|----|
| S1848G | \$66.00 | 4 | S2130Z | \$56.00 | 7 | S2430Z | \$62.00 | 7 | S2454G | \$92.00 | 7 | S3660EP | \$111.00 | 4 | SC362482S | \$553.00 | 38 |
| S1848H | \$66.00 | 7 | S2136C | \$58.00 | 4 | S2436AC | \$83.00 | 11 | S2454N | \$109.00 | 4 | S3660EP | \$111.00 | 5 | SC362492A | \$545.00 | 38 |
| S1848N | \$78.00 | 4 | S2136C | \$58.00 | 6 | S2436AC | \$83.00 | 24 | S2454N | \$109.00 | 6 | S3672C | \$160.00 | 4 | SC362492S | \$620.00 | 38 |
| S1848N | \$78.00 | 6 | S2136EP | \$47.00 | 4 | S2436AC | \$83.00 | 25 | S2454Z | \$92.00 | 4 | S3672C | \$160.00 | 6 | SC3624ABK | \$865.00 | 42 |
| S1848S | \$238.00 | 4 | S2136EP | \$47.00 | 5 | S2436AZ | \$87.00 | 11 | S2454Z | \$92.00 | 7 | S3672EP | \$133.00 | 4 | SC3624AGY | \$865.00 | 42 |
| S1848S | \$238.00 | 5 | S2136N | \$73.00 | 4 | S2436AZ | \$87.00 | 24 | S2460AC | \$121.00 | 11 | S3672EP | \$133.00 | 5 | SC3624ATN | \$865.00 | 42 |
| S1848SS | \$309.00 | 9 | S2136N | \$73.00 | 6 | S2436AZ | \$87.00 | 25 | S2460AC | \$121.00 | 24 | SB11105 | \$10.10 | 48 | SC3624KBK | \$750.00 | 42 |
| S1848SZ | \$137.00 | 9 | S2136Z | \$61.00 | 4 | S2436B | \$52.00 | 4 | S2460AC | \$121.00 | 25 | SB16147 | \$15.50 | 48 | SC3624KGY | \$750.00 | 42 |
| S1848Z | \$66.00 | 4 | S2136Z | \$61.00 | 7 | S2436B | \$52.00 | 5 | S2460AZ | \$126.00 | 11 | SB4104 | \$4.05 | 48 | SC3624KTN | \$750.00 | 42 |
| S1848Z | \$66.00 | 7 | S2142C | \$64.00 | 4 | S2436C | \$62.00 | 4 | S2460AZ | \$126.00 | 24 | SB443 | \$1.10 | 48 | SC363072A | \$525.00 | 38 |
| S1854B | \$60.00 | 4 | S2142C | \$64.00 | 6 | S2436C | \$62.00 | 6 | S2460AZ | \$126.00 | 25 | SB453 | \$1.15 | 48 | SC363072S | \$595.00 | 38 |
| S1854B | \$60.00 | 5 | S2142EP | \$55.00 | 4 | S2436C | \$62.00 | 24 | S2460B | \$78.00 | 4 | SB473 | \$1.85 | 48 | SC363082A | \$565.00 | 38 |
| S1854C | \$71.00 | 4 | S2142EP | \$55.00 | 5 | S2436C | \$62.00 | 25 | S2460B | \$78.00 | 5 | SB5105 | \$5.00 | 48 | SC363082S | \$647.00 | 38 |
| S1854C | \$71.00 | 6 | S2142N | \$80.00 | 4 | S2436EP | \$52.00 | 4 | S2460C | \$92.00 | 4 | SB5145 | \$6.00 | 48 | SC363092A | \$625.00 | 38 |
| S1854EP | \$60.00 | 4 | S2142N | \$80.00 | 6 | S2436EP | \$52.00 | 5 | S2460C | \$92.00 | 6 | SB8107 | \$8.30 | 48 | SC363092S | \$730.00 | 38 |
| S1854EP | \$60.00 | 5 | S2142Z | \$67.00 | 4 | S2436G | \$65.00 | 4 | S2460C | \$92.00 | 24 | SB8147 | \$8.30 | 48 | SC4000 | \$200.00 | 33 |
| S1854G | \$74.00 | 4 | S2142Z | \$67.00 | 7 | S2436G | \$65.00 | 7 | S2460C | \$92.00 | 25 | SBD105 | \$14.75 | 48 | SC43243 | \$531.00 | 31 |
| S1854G | \$74.00 | 7 | S2148C | \$68.00 | 4 | S2436N | \$79.00 | 4 | S2460EP | \$78.00 | 4 | SBD1614 | \$27.00 | 48 | SC481272A | \$413.00 | 38 |
| S1854N | \$87.00 | 4 | S2148C | \$68.00 | 6 | S2436N | \$79.00 | 6 | S2460EP | \$78.00 | 5 | SBD4104 | \$12.00 | 48 | SC481272S | \$441.00 | 38 |
| S1854N | \$87.00 | 6 | S2148EP | \$57.00 | 4 | S2436S | \$242.00 | 4 | S2460G | \$100.00 | 4 | SBD453 | \$9.50 | 48 | SC481282A | \$450.00 | 38 |
| S1854S | \$244.00 | 4 | S2148EP | \$57.00 | 5 | S2436S | \$242.00 | 5 | S2460G | \$100.00 | 7 | SBD473 | \$12.50 | 48 | SC481282S | \$483.00 | 38 |
| S1854S | \$244.00 | 5 | S2148N | \$85.00 | 4 | S2436SS | \$310.00 | 9 | S2460N | \$114.00 | 4 | SBD5145 | \$15.25 | 48 | SC481292A | \$507.00 | 38 |
| S1854Z | \$74.00 | 4 | S2148N | \$85.00 | 6 | S2436SZ | \$136.00 | 9 | S2460N | \$114.00 | 6 | SBD8107 | \$23.75 | 48 | SC481292S | \$549.00 | 38 |
| S1854Z | \$74.00 | 7 | S2148Z | \$71.00 | 4 | S2436Z | \$65.00 | 4 | S2460S | \$367.00 | 4 | SBW16147 | \$37.00 | 48 | SC481872A | \$475.00 | 38 |
| S1860AC | \$94.00 | 11 | S2148Z | \$71.00 | 7 | S2436Z | \$65.00 | 7 | S2460S | \$367.00 | 5 | SBW4104 | \$31.00 | 48 | SC481872S | \$515.00 | 38 |
| S1860AZ | \$100.00 | 11 | S2154C | \$78.00 | 4 | S2436Z | \$65.00 | 24 | S2460SZ | \$187.00 | 9 | SBW5105 | \$21.75 | 48 | SC481882A | \$515.00 | 38 |
| S1860B | \$61.00 | 4 | S2154C | \$78.00 | 6 | S2436Z | \$65.00 | 25 | S2460Z | \$100.00 | 4 | SBW5145 | \$21.75 | 48 | SC481882S | \$563.00 | 38 |
| S1860B | \$61.00 | 5 | S2154EP | \$64.00 | 4 | S2442B | \$58.00 | 4 | S2460Z | \$100.00 | 7 | SBW8107 | \$13.50 | 48 | SC481892A | \$575.00 | 38 |
| S1860C | \$74.00 | 4 | S2154EP | \$64.00 | 5 | S2442B | \$58.00 | 5 | S2460Z | \$100.00 | 24 | SC1000 | \$210.00 | 33 | SC481892S | \$635.00 | 38 |
| S1860C | \$74.00 | 6 | S2154N | \$94.00 | 4 | S2442C | \$70.00 | 4 | S2460Z | \$100.00 | 25 | SC16362 | \$388.00 | 31 | SC4818ABK | \$980.00 | 42 |
| S1860EP | \$61.00 | 4 | S2154N | \$94.00 | 6 | S2442C | \$70.00 | 6 | S2472AC | \$139.00 | 11 | SC17BK | \$200.00 | 54 | SC4818AGY | \$980.00 | 42 |
| S1860EP | \$61.00 | 5 | S2154Z | \$82.00 | 4 | S2442EP | \$58.00 | 4 | S2472AZ | \$147.00 | 11 | SC18363 | \$337.00 | 30 | SC4818ATN | \$980.00 | 42 |
| S1860G | \$80.00 | 4 | S2154Z | \$82.00 | 7 | S2442EP | \$58.00 | 5 | S2472B | \$91.00 | 4 | SC1836SZ | \$556.00 | 30 | SC4818KBK | \$825.00 | 42 |
| S1860G | \$80.00 | 7 | S2160C | \$83.00 | 4 | S2442G | \$73.00 | 4 | S2472B | \$91.00 | 5 | SC18483 | \$382.00 | 30 | SC4818KGY | \$825.00 | 42 |
| S1860N | \$91.00 | 4 | S2160C | \$83.00 | 6 | S2442G | \$73.00 | 7 | S2472C | \$109.00 | 4 | SC1848SZ | \$604.00 | 30 | SC4818KTN | \$825.00 | 42 |
| S1860N | \$91.00 | 6 | S2160EP | \$70.00 | 4 | S2442N | \$88.00 | 4 | S2472C | \$109.00 | 6 | SC18603 | \$415.00 | 30 | SC482472A | \$560.00 | 38 |
| S1860S | \$299.00 | 4 | S2160EP | \$70.00 | 5 | S2442N | \$88.00 | 6 | S2472EP | \$91.00 | 4 | SC1860SZ | \$670.00 | 30 | SC482472S | \$610.00 | 38 |
| S1860S | \$299.00 | 5 | S2160N | \$103.00 | 4 | S2442Z | \$73.00 | 4 | S2472EP | \$91.00 | 5 | SC18723 | \$448.00 | 30 | SC482482A | \$602.00 | 38 |
| S1860SZ | \$159.00 | 9 | S2160N | \$103.00 | 6 | S2442Z | \$73.00 | 7 | S2472G | \$118.00 | 4 | SC1872SZ | \$709.00 | 30 | SC482482S | \$662.00 | 38 |
| S1860Z | \$80.00 | 4 | S2160Z | \$87.00 | 4 | S2448AC | \$101.00 | 11 | S2472G | \$118.00 | 7 | SC2000 | \$260.00 | 33 | SC482492A | \$665.00 | 38 |
| S1860Z | \$80.00 | 7 | S2160Z | \$87.00 | 7 | S2448AC | \$101.00 | 24 | S2472N | \$134.00 | 4 | SC22BK | \$200.00 | 54 | SC482492S | \$740.00 | 38 |
| S1872AC | \$112.00 | 11 | S2172C | \$96.00 | 4 | S2448AC | \$101.00 | 25 | S2472N | \$134.00 | 6 | SC24363 | \$381.00 | 30 | SC4824ABK | \$1,105.00 | 42 |
| S1872AZ | \$117.00 | 11 | S2172C | \$96.00 | 6 | S2448AZ | \$105.00 | 11 | S2472S | \$461.00 | 4 | SC2436SZ | \$603.00 | 30 | SC4824AGY | \$1,105.00 | 42 |
| S1872B | \$72.00 | 4 | S2172EP | \$80.00 | 4 | S2448AZ | \$105.00 | 24 | S2472S | \$461.00 | 5 | SC24483 | \$420.00 | 30 | SC4824ATN | \$1,105.00 | 42 |
| S1872B | \$72.00 | 5 | S2172EP | \$80.00 | 5 | S2448AZ | \$105.00 | 25 | S2472SZ | \$220.00 | 9 | SC2448SZ | \$690.00 | 30 | SC4824KBK | \$950.00 | 42 |
| S1872C | \$85.00 | 4 | S2172N | \$123.00 | 4 | S2448B | \$62.00 | 4 | S2472Z | \$118.00 | 4 | SC24603 | \$471.00 | 30 | SC4824KGY | \$950.00 | 42 |
| S1872C | \$85.00 | 6 | S2172N | \$123.00 | 6 | S2448B | \$62.00 | 5 | S2472Z | \$118.00 | 7 | SC2460SZ | \$756.00 | 30 | SC4824KTN | \$950.00 | 42 |
| S1872EP | \$72.00 | 4 | S2172Z | \$102.00 | 4 | S2448C | \$75.00 | 4 | S3036C | \$87.00 | 4 | SC24723 | \$522.00 | 30 | SC483072A | \$630.00 | 38 |
| S1872EP | \$72.00 | 5 | S2172Z | \$102.00 | 7 | S2448C | \$75.00 | 6 | S3036C | \$87.00 | 6 | SC2472SZ | \$855.00 | 30 | SC483072S | \$700.00 | 38 |
| S1872G | \$89.00 | 4 | S2424B | \$44.00 | 4 | S2448C | \$75.00 | 24 | S3036EP | \$73.00 | 4 | SC27BK | \$200.00 | 54 | SC483082A | \$674.00 | 38 |
| S1872G | \$89.00 | 7 | S2424B | \$44.00 | 5 | S2448C | \$75.00 | 25 | S3036EP | \$73.00 | 5 | SC3000 | \$240.00 | 33 | SC483082S | \$756.00 | 38 |
| S1872N | \$107.00 | 4 | S2424C | \$55.00 | 4 | S2448EP | \$62.00 | 4 | S3048C | \$103.00 | 4 | SC33243 | \$450.00 | 31 | SC483092A | \$745.00 | 38 |
| S1872N | \$107.00 | 6 | S2424C | \$55.00 | 6 | S2448EP | \$62.00 | 5 | S3048C | \$103.00 | 6 | SC361272A | \$333.00 | 38 | SC483092S | \$850.00 | 38 |
| S1872S | \$360.00 | 4 | S2424EP | \$44.00 | 4 | S2448G | \$82.00 | 4 | S3048EP | \$86.00 | 4 | SC361272S | \$361.00 | 38 | SC5000 | \$225.00 | 33 |
| S1872S | \$360.00 | 5 | S2424EP | \$44.00 | 5 | S2448G | \$82.00 | 7 | S3048EP | \$86.00 | 5 | SC361282A | \$366.00 | 38 | SC6000 | \$275.00 | 33 |
| S1872SZ | \$172.00 | 9 | S2424G | \$58.00 | 4 | S2448N | \$100.00 | 4 | S3060C | \$113.00 | 4 | SC361282S | \$399.00 | 38 | SCA17BK | \$262.00 | 54 |
| S1872Z | \$89.00 | 4 | S2424G | \$58.00 | 7 | S2448N | \$100.00 | 6 | S3060C | \$113.00 | 6 | SC361292A | \$412.00 | 38 | SCA22BK | \$262.00 | 54 |
| S1872Z | \$89.00 | 7 | S2424N | \$69.00 | 4 | S2448S | \$296.00 | 4 | S3060EP | \$94.00 | 4 | SC361292S | \$454.00 | 38 | SCA27BK | \$262.00 | 54 |
| S2124C | \$46.00 | 4 | S2424N | \$69.00 | 6 | S2448S | \$296.00 | 5 | S3060EP | \$94.00 | 5 | SC361872A | \$395.00 | 38 | SCF17BK | \$242.00 | 54 |
| S2124C | \$46.00 | 6 | S2424Z | \$58.00 | 4 | S2448SP | \$150.00 | 7 | S3072C | \$136.00 | 4 | SC361872S | \$435.00 | 38 | SCF22BK | \$242.00 | 54 |
| S2124EP | \$38.00 | 4 | S2424Z | \$58.00 | 7 | S2448SS | \$380.00 | 9 | S3072C | \$136.00 | 6 | SC361882A | \$431.00 | 38 | SCF27BK | \$242.00 | 54 |
| S2124EP | \$38.00 | 5 | S2430B | \$47.00 | 4 | S2448SZ | \$165.00 | 9 | S3072EP | \$113.00 | 4 | SC361882S | \$479.00 | 38 | SCK | \$14.00 | 59 |
| S2124N | \$61.00 | 4 | S2430B | \$47.00 | 5 | S2448Z | \$82.00 | 4 | S3072EP | \$113.00 | 5 | SC361892A | \$480.00 | 38 | SCK | \$14.00 | 59 |
| S2124N | \$61.00 | 6 | S2430C | \$59.00 | 4 | S2448Z | \$82.00 | 7 | S3636C | \$100.00 | 4 | SC361892S | \$540.00 | 38 | SCL17BK | \$252.00 | 54 |
| S2124Z | \$48.00 | 4 | S2430C | \$59.00 | 6 | S2448Z | \$82.00 | 24 | S3636C | \$100.00 | 6 | SC3618ABA | \$765.00 | 42 | SCL22BK | \$252.00 | 54 |
| S2124Z | \$48.00 | 7 | S2430C | \$59.00 | 31 | S2448Z | \$82.00 | 25 | S3636EP | \$83.00 | 4 | SC3618AGY | \$765.00 | 42 | SCL27BK | \$252.00 | 54 |
| S2130C | \$53.00 | 4 | S2430EP | \$47.00 | 4 | S2454B | \$72.00 | 4 | S3636EP | \$83.00 | 5 | SC3618ATN | \$765.00 | 42 | SD18C | \$17.00 | 9 |
| S2130C | \$53.00 | 6 | S2430EP | \$47.00 | 5 | S2454B | \$72.00 | 5 | S3648C | \$115.00 | 4 | SC3618KBK | \$650.00 | 42 | SD2436N8 | \$494.00 | 34 |
| S2130EP | \$43.00 | 4 | S2430G | \$62.00 | 4 | S2454C | \$85.00 | 4 | S3648C | \$115.00 | 6 | SC3618KGY | \$650.00 | 42 | SD2436P5 | \$375.00 | 34 |
| S2130EP | \$43.00 | 5 | S2430G | \$62.00 | 7 | S2454C | \$85.00 | 6 | S3648EP | \$95.00 | 4 | SC3618KTN | \$650.00 | 42 | SD2436R5 | \$348.00 | 34 |
| S2130N | \$66.00 | 4 | S2430N | \$73.00 | 4 | S2454EP | \$72.00 | 4 | S3648EP | \$95.00 | 5 | SC362472A | \$455.00 | 38 | SD2436R6 | \$373.00 | 34 |
| S2130N | \$66.00 | 6 | S2430N | \$73.00 | 6 | S2454EP | \$72.00 | 5 | S3660C | \$134.00 | 4 | SC362472S | \$505.00 | 38 | SD2436R8 | \$432.00 | 34 |
| S2 | | | | | | | | | | | | | | | | | |

QUICK REFERENCE INDEX

| Model No. | List Price | Page | Model No. | List Price | Page | Model No. | List Price | Page | Model No. | List Price | Page | Model No. | List Price | Page | Model No. | List Price | Page |
|-----------|------------|------|-----------|------------|------|-----------|------------|------|-----------|------------|------|-----------|------------|------|-----------|------------|------|
| SD2448N8 | \$545.00 | .34 | SM1848CL | \$19.00 | .22 | S04818520 | \$315.00 | .38 | ST1060 | \$6.00 | .18 | STM864Z | \$473.00 | .18 | TB166L | \$7.00 | .49 |
| SD2448P5 | \$426.00 | .34 | SM1854CL | \$21.00 | .22 | S04818528 | \$325.00 | .38 | ST1212 | \$56.00 | .45 | STM868B | \$443.00 | .18 | TB166S | \$6.00 | .49 |
| SD2448R5 | \$399.00 | .34 | SM1860CL | \$22.00 | .22 | S04818620 | \$360.00 | .38 | ST1215 | \$56.00 | .45 | STM868C | \$443.00 | .18 | TB167 | \$42.00 | .49 |
| SD2448R6 | \$424.00 | .34 | SM1872CL | \$28.00 | .22 | S04818628 | \$370.00 | .38 | ST1218 | \$56.00 | .45 | STM868EP | \$443.00 | .18 | TB167L | \$7.00 | .49 |
| SD2448R8 | \$483.00 | .34 | SM2124CL | \$15.00 | .22 | S04818720 | \$405.00 | .38 | ST1518 | \$60.00 | .45 | STM868G | \$467.00 | .18 | TB167S | \$6.00 | .49 |
| SD24C | \$23.00 | .9 | SM2130CL | \$16.00 | .22 | S04818728 | \$415.00 | .38 | ST18C | \$25.00 | .12 | STM868N | \$471.00 | .18 | TB168 | \$43.00 | .49 |
| SD3048N8 | \$596.00 | .34 | SM2136CL | \$17.00 | .22 | S04824420 | \$330.00 | .38 | ST2000 | \$500.00 | .33 | STM868S | \$635.00 | .18 | TB168L | \$7.00 | .49 |
| SD3048P5 | \$477.00 | .34 | SM2142CL | \$19.00 | .22 | S04824428 | \$340.00 | .38 | ST24C | \$32.00 | .12 | STM868Z | \$467.00 | .18 | TB168S | \$6.00 | .49 |
| SD3048R5 | \$450.00 | .34 | SM2148CL | \$21.00 | .22 | S04824520 | \$390.00 | .38 | ST4830A | \$459.00 | .50 | STS1 | \$252.00 | .18 | TB2210 | \$64.00 | .49 |
| SD3048R6 | \$475.00 | .34 | SM2154CL | \$23.00 | .22 | S04824528 | \$400.00 | .38 | ST4830F | \$459.00 | .50 | STS1836C | \$987.00 | .25 | TB2210L | \$10.00 | .49 |
| SD3048R8 | \$534.00 | .34 | SM2160CL | \$25.00 | .22 | S04824620 | \$450.00 | .38 | ST4836A | \$494.00 | .50 | STS1836CB | \$1,002.00 | .25 | TB2210S | \$9.00 | .49 |
| SD3060N8 | \$678.00 | .34 | SM2172CL | \$30.00 | .22 | S04824628 | \$460.00 | .38 | ST4836F | \$494.00 | .50 | STS1848C | \$1,149.00 | .25 | TB2211 | \$74.00 | .49 |
| SD3060P5 | \$559.00 | .34 | SM2424CL | \$17.00 | .22 | S04824720 | \$510.00 | .38 | ST6030A | \$500.00 | .50 | STS1848CB | \$1,164.00 | .25 | TB2211L | \$10.00 | .49 |
| SD3060R5 | \$532.00 | .34 | SM2430CL | \$18.00 | .22 | S04824728 | \$520.00 | .38 | ST6030F | \$500.00 | .50 | STS2436C | \$1,131.00 | .25 | TB2211S | \$9.00 | .49 |
| SD3060R6 | \$557.00 | .34 | SM2436BW | \$43.00 | .22 | S04830420 | \$370.00 | .38 | ST6030SA | \$585.00 | .51 | STS2436CB | \$1,146.00 | .25 | TB2212 | \$75.00 | .49 |
| SD3060R8 | \$616.00 | .34 | SM2436CL | \$19.00 | .22 | S04830428 | \$380.00 | .38 | ST6030SF | \$585.00 | .51 | STS2436Z | \$1,167.00 | .25 | TB2212L | \$20.00 | .49 |
| SD3614C | \$364.00 | .12 | SM2442CL | \$21.00 | .22 | S04830520 | \$440.00 | .38 | ST6036A | \$550.00 | .50 | STS2436ZB | \$1,182.00 | .25 | TB2212S | \$15.00 | .49 |
| SD3614C | \$364.00 | .24 | SM2448CL | \$23.00 | .22 | S04830528 | \$450.00 | .38 | ST6036F | \$550.00 | .50 | STS2448C | \$1,263.00 | .25 | TB2213 | \$94.00 | .49 |
| SD3618C | \$353.00 | .24 | SM2454CL | \$25.00 | .22 | S04830620 | \$510.00 | .38 | ST7230A | \$536.00 | .50 | STS2448CB | \$1,278.00 | .25 | TB2213L | \$20.00 | .49 |
| SD3672N8 | \$780.00 | .34 | SM2460CL | \$27.00 | .22 | S04830628 | \$520.00 | .38 | ST7230F | \$536.00 | .50 | STS2448Z | \$1,307.00 | .25 | TB2213S | \$15.00 | .49 |
| SD3672P5 | \$661.00 | .34 | SM2472CL | \$31.00 | .22 | S04830720 | \$580.00 | .38 | ST7230SA | \$656.00 | .51 | STS2448ZB | \$1,322.00 | .25 | TB2214 | \$105.00 | .49 |
| SD3672R5 | \$634.00 | .34 | SM3036CL | \$35.00 | .22 | S04830728 | \$590.00 | .38 | ST7230SF | \$656.00 | .51 | STS2460C | \$1,416.00 | .25 | TB2214L | \$20.00 | .49 |
| SD3672R6 | \$659.00 | .34 | SM3048CL | \$39.00 | .22 | SP2436C | \$420.00 | .24 | ST7236A | \$616.00 | .50 | STS2460CB | \$1,431.00 | .25 | TB2214S | \$15.00 | .49 |
| SD3672R8 | \$718.00 | .34 | SM3060CL | \$48.00 | .22 | SP2436Z | \$425.00 | .24 | ST7236F | \$616.00 | .50 | STS2460Z | \$1,462.00 | .25 | TB223 | \$34.00 | .49 |
| SD36C | \$399.00 | .24 | SM3072CL | \$54.00 | .22 | SP2448C | \$460.00 | .24 | ST7236SA | \$756.00 | .51 | STS2460ZB | \$1,477.00 | .25 | TB223L | \$7.00 | .49 |
| SD36Z | \$404.00 | .24 | SM3636CL | \$38.00 | .22 | SP2448Z | \$465.00 | .24 | ST7236SF | \$756.00 | .51 | SU1436C | \$847.00 | .12 | TB223S | \$6.00 | .49 |
| SD4814C | \$424.00 | .12 | SM3648CL | \$45.00 | .22 | SP2460C | \$510.00 | .24 | STF2000 | \$1,225.00 | .25 | SU1436C | \$847.00 | .24 | TB224 | \$42.00 | .49 |
| SD4814C | \$424.00 | .24 | SM3660CL | \$51.00 | .22 | SP2460Z | \$515.00 | .24 | STH1836CB | \$1,137.00 | .25 | SU1448C | \$975.00 | .12 | TB224L | \$7.00 | .49 |
| SD4818C | \$435.00 | .24 | SM3672CL | \$57.00 | .22 | SP3614C | \$325.00 | .12 | STH1848CB | \$1,319.00 | .25 | SU1448C | \$975.00 | .24 | TB224S | \$6.00 | .49 |
| SD48C | \$465.00 | .24 | S03612420 | \$190.00 | .38 | SP3614C | \$325.00 | .24 | STH2436CB | \$1,296.00 | .25 | SU1836C | \$869.00 | .24 | TB225 | \$44.00 | .49 |
| SD48Z | \$470.00 | .24 | S03612428 | \$200.00 | .38 | SP3618C | \$350.00 | .24 | STH2436ZB | \$1,332.00 | .25 | SU1848C | \$1,031.00 | .24 | TB225L | \$7.00 | .49 |
| SD60C | \$534.00 | .24 | S03612520 | \$215.00 | .38 | SP4814C | \$375.00 | .12 | STH2448CB | \$1,448.00 | .25 | SU2436C | \$1,013.00 | .24 | TB225S | \$6.00 | .49 |
| SD60Z | \$539.00 | .24 | S03612528 | \$225.00 | .38 | SP4814C | \$375.00 | .24 | STH2448ZB | \$1,492.00 | .25 | SU2436Z | \$1,051.00 | .24 | TB226 | \$46.00 | .49 |
| SFWS | \$35.00 | .50 | S03612620 | \$240.00 | .38 | SP4818C | \$400.00 | .24 | STH2460CB | \$1,618.00 | .25 | SU2448C | \$1,145.00 | .24 | TB226L | \$7.00 | .49 |
| SH4830QA | \$459.00 | .51 | S03612628 | \$250.00 | .38 | SR54C3 | \$45.00 | .9 | STH2460ZB | \$1,664.00 | .25 | SU2448Z | \$1,191.00 | .24 | TB226S | \$6.00 | .49 |
| SH4830QF | \$459.00 | .51 | S03612720 | \$265.00 | .38 | SR63C3 | \$54.00 | .9 | STM147C | \$429.00 | .18 | SU2460C | \$1,298.00 | .24 | TB227 | \$56.00 | .49 |
| SH6030QA | \$500.00 | .51 | S03612728 | \$275.00 | .38 | SR74C3 | \$57.00 | .9 | STM147EP | \$429.00 | .18 | SU2460Z | \$1,346.00 | .24 | TB227L | \$10.00 | .49 |
| SH6030QF | \$500.00 | .51 | S03618420 | \$230.00 | .38 | SR86C3 | \$60.00 | .9 | STM147N | \$453.00 | .18 | SWR1860C | \$412.00 | .32 | TB227S | \$8.00 | .49 |
| SH6036QA | \$575.00 | .51 | S03618428 | \$240.00 | .38 | SRCL24BK | \$944.00 | .60 | STM147Z | \$451.00 | .18 | SWR2448C | \$497.50 | .32 | TB228 | \$57.00 | .49 |
| SH6036QF | \$575.00 | .51 | S03618520 | \$265.00 | .38 | SRCL24GN | \$944.00 | .60 | STM148C | \$441.00 | .18 | SWR2460C | \$542.50 | .32 | TB228L | \$10.00 | .49 |
| SH7230QA | \$556.00 | .51 | S03618528 | \$275.00 | .38 | SRCL36BK | \$1,115.00 | .60 | STM148EP | \$441.00 | .18 | SWRB48 | \$58.00 | .32 | TB228S | \$8.00 | .49 |
| SH7230QF | \$556.00 | .51 | S03618620 | \$300.00 | .38 | SRCL36BL | \$1,152.00 | .60 | STM148N | \$469.00 | .18 | SWRB60 | \$68.00 | .32 | TB229 | \$59.00 | .49 |
| SH7236QA | \$651.00 | .51 | S03618628 | \$310.00 | .38 | SRCL36GN | \$1,115.00 | .60 | STM148Z | \$465.00 | .18 | TARM8WY | \$75.00 | .55 | TB229L | \$10.00 | .49 |
| SH7236QF | \$651.00 | .51 | S03618720 | \$335.00 | .38 | SRLF24BK | \$824.00 | .60 | STM741C | \$435.00 | .18 | TB112 | \$19.00 | .49 | TB229S | \$9.00 | .49 |
| SH9630QA | \$798.00 | .51 | S03618728 | \$345.00 | .38 | SRLF24GN | \$824.00 | .60 | STM741EP | \$435.00 | .18 | TB112L | \$6.00 | .49 | TB242 | \$34.00 | .49 |
| SH9630QF | \$798.00 | .51 | S03624420 | \$270.00 | .38 | SRLF36BK | \$966.00 | .60 | STM741N | \$459.00 | .18 | TB112S | \$5.00 | .49 | TB242L | \$7.00 | .49 |
| SH9636QA | \$888.00 | .51 | S03624428 | \$280.00 | .38 | SRLF36BL | \$1,003.00 | .60 | STM741Z | \$457.00 | .18 | TB113 | \$20.00 | .49 | TB242S | \$6.00 | .49 |
| SH9636QF | \$888.00 | .51 | S03624520 | \$315.00 | .38 | SRLF36GN | \$966.00 | .60 | STM744B | \$437.00 | .18 | TB113L | \$6.00 | .49 | TB243 | \$35.00 | .49 |
| SHIM3318 | \$2.65 | .35 | S03624528 | \$325.00 | .38 | SRT | \$2.00 | .9 | STM744C | \$437.00 | .18 | TB113S | \$5.00 | .49 | TB243L | \$7.00 | .49 |
| SHIM3412 | \$3.75 | .35 | S03624620 | \$360.00 | .38 | SRT | \$2.00 | .21 | STM744EP | \$437.00 | .18 | TB114 | \$21.00 | .49 | TB243S | \$6.00 | .49 |
| SJC | \$4.00 | .9 | S03624628 | \$370.00 | .38 | SS18 | \$11.00 | .11 | STM744G | \$459.00 | .18 | TB114L | \$6.00 | .49 | TB244 | \$36.00 | .49 |
| SL18C | \$14.00 | .9 | S03624720 | \$405.00 | .38 | SS1836C | \$70.00 | .11 | STM744N | \$461.00 | .18 | TB114S | \$6.00 | .49 | TB244L | \$7.00 | .49 |
| SL24C | \$18.00 | .9 | S03624728 | \$415.00 | .38 | SS1848C | \$90.00 | .11 | STM744S | \$613.00 | .18 | TB115 | \$24.00 | .49 | TB244S | \$6.00 | .49 |
| SL30C | \$19.00 | .9 | S03630420 | \$310.00 | .38 | SS24 | \$12.00 | .11 | STM744Z | \$459.00 | .18 | TB115L | \$6.00 | .49 | TB245 | \$37.00 | .49 |
| SL36C | \$22.00 | .9 | S03630428 | \$320.00 | .38 | SS2436C | \$87.00 | .11 | STM748B | \$431.00 | .18 | TB115S | \$6.00 | .49 | TB245L | \$7.00 | .49 |
| SL48C | \$25.00 | .9 | S03630520 | \$365.00 | .38 | SS2448C | \$116.00 | .11 | STM748C | \$431.00 | .18 | TB161 | \$23.00 | .49 | TB245S | \$6.00 | .49 |
| SL60C | \$30.00 | .9 | S03630528 | \$375.00 | .38 | SS26H | \$200.00 | .55 | STM748EP | \$431.00 | .18 | TB161L | \$6.00 | .49 | TB246 | \$45.00 | .49 |
| SL72C | \$38.00 | .9 | S03630620 | \$420.00 | .38 | SS26HBR | \$235.00 | .55 | STM748G | \$453.00 | .18 | TB161S | \$5.00 | .49 | TB246L | \$8.00 | .49 |
| SM1424CL | \$12.00 | .22 | S03630628 | \$430.00 | .38 | SS4830QA | \$984.00 | .51 | STM748N | \$455.00 | .18 | TB162 | \$29.00 | .49 | TB246S | \$6.00 | .49 |
| SM1430CL | \$13.00 | .22 | S03630720 | \$475.00 | .38 | SS4830QF | \$984.00 | .51 | STM748S | \$607.00 | .18 | TB162L | \$6.00 | .49 | TB247 | \$51.00 | .49 |
| SM1436CL | \$14.00 | .22 | S03630728 | \$485.00 | .38 | SS6030QA | \$1,150.00 | .51 | STM748Z | \$453.00 | .18 | TB162S | \$6.00 | .49 | TB247L | \$8.00 | .49 |
| SM1442CL | \$16.00 | .22 | S04812420 | \$230.00 | .38 | SS6030QF | \$1,150.00 | .51 | STM861C | \$447.00 | .18 | TB163 | \$31.00 | .49 | TB247S | \$6.00 | .49 |
| SM1448CL | \$18.00 | .22 | S04812428 | \$240.00 | .38 | SS7230QA | \$1,321.00 | .51 | STM861EP | \$447.00 | .18 | TB163L | \$6.00 | .49 | TB248 | \$53.00 | .49 |
| SM1454CL | \$20.00 | .22 | S04812520 | \$265.00 | .38 | SS7230QF | \$1,321.00 | .51 | STM861N | \$475.00 | .18 | TB163S | \$6.00 | .49 | TB248L | \$8.00 | .49 |
| SM1460CL | \$21.00 | .22 | S04812528 | \$275.00 | .38 | SSB1C | \$18.00 | .17 | STM861Z | \$471.00 | .18 | TB164 | \$33.00 | .49 | TB248S | \$6.00 | .49 |
| SM1472CL | \$27.00 | .22 | S04812620 | \$300.00 | .38 | SSB1C | \$18.00 | .20 | STM864B | \$449.00 | .18 | TB164L | \$7.00 | .49 | TC10GAL | \$22.00 | .58 |
| SM1824CL | \$13.00 | .22 | S0481262 | | | | | | | | | | | | | | |

QUICK REFERENCE INDEX

| Model No. | List Price | Page | Model No. | List Price | Page | Model No. | List Price | Page | Model No. | List Price | Page | Model No. | List Price | Page |
|-----------|------------|------|-----------|------------|------|-----------|------------|------|-----------|------------|------|-----------|------------|------|
| TCDDOLLY | \$57.00 | .58 | VP18367B | \$200.00 | .70 | WC3618KGY | \$500.00 | .43 | WDS15 | \$4.00 | .36 | WN6247 | \$213.00 | .37 |
| TCM32BL | \$124.00 | .58 | VP18367G | \$200.00 | .70 | WC3618KTN | \$500.00 | .43 | WDS18 | \$5.50 | .36 | WN6248 | \$227.00 | .37 |
| TCM32GY | \$124.00 | .58 | VP18367ZC | \$200.00 | .70 | WC3624ABK | \$687.00 | .43 | WDS24 | \$6.00 | .36 | WN6305 | \$201.00 | .37 |
| TFP300 | \$133.00 | .34 | VP18487B | \$240.00 | .70 | WC3624AGY | \$687.00 | .43 | WDS30 | \$7.00 | .36 | WN6307 | \$219.00 | .37 |
| TGH | \$22.00 | .32 | VP18487G | \$240.00 | .70 | WC3624ATN | \$687.00 | .43 | WDS36 | \$8.00 | .36 | WN6308 | \$233.00 | .37 |
| TL11 | \$14.00 | .49 | VP18487ZC | \$240.00 | .70 | WC3624KBK | \$550.00 | .43 | WDS424 | \$52.00 | .37 | WN6365 | \$207.00 | .37 |
| TL16 | \$21.00 | .49 | VP24367B | \$230.00 | .70 | WC3624KGY | \$550.00 | .43 | WDS436 | \$65.00 | .37 | WN6367 | \$225.00 | .37 |
| TL22 | \$27.00 | .49 | VP24367G | \$230.00 | .70 | WC3624KTN | \$550.00 | .43 | WDS448 | \$76.00 | .37 | WN6368 | \$239.00 | .37 |
| TL24 | \$35.00 | .49 | VP24367ZC | \$230.00 | .70 | WD149 | \$9.00 | .14 | WDS448 | \$10.00 | .36 | WN6485 | \$231.00 | .37 |
| TR1224Z | \$19.00 | .29 | VP24487B | \$280.00 | .70 | WD149 | \$9.00 | .16 | WDS524 | \$67.00 | .37 | WN6487 | \$249.00 | .37 |
| TR1224Z | \$19.00 | .29 | VP24487G | \$280.00 | .70 | WD2012 | \$12.00 | .16 | WDS536 | \$69.00 | .37 | WN6488 | \$263.00 | .37 |
| TR12SUBN | \$485.00 | .59 | VP24487ZC | \$280.00 | .70 | WD209 | \$11.00 | .16 | WDS548 | \$81.00 | .37 | WN8245 | \$291.00 | .37 |
| TR12SUGY | \$485.00 | .59 | VS1217AG | \$406.00 | .44 | WD4245 | \$204.00 | .37 | WDS615 | \$51.00 | .37 | WN8247 | \$309.00 | .37 |
| TR12WUBN | \$580.00 | .59 | VS1217KG | \$325.00 | .44 | WD4247 | \$222.00 | .37 | WDS624 | \$79.00 | .37 | WN8248 | \$323.00 | .37 |
| TR12WUGY | \$580.00 | .59 | VS122AG | \$469.00 | .44 | WD4248 | \$236.00 | .37 | WDS630 | \$91.00 | .37 | WN8365 | \$315.00 | .37 |
| TR1624Z | \$28.00 | .29 | VS1237AG | \$1,000.00 | .44 | WD4365 | \$243.00 | .37 | WDS636 | \$97.00 | .37 | WN8367 | \$333.00 | .37 |
| TR1624Z | \$28.00 | .29 | VS1237KG | \$800.00 | .44 | WD4367 | \$261.00 | .37 | WDS648 | \$119.00 | .37 | WN8368 | \$347.00 | .37 |
| TR24SUBN | \$700.00 | .59 | VS1817AG | \$469.00 | .44 | WD4368 | \$275.00 | .37 | WDS824 | \$117.00 | .37 | WN8485 | \$351.00 | .37 |
| TR24SUGY | \$700.00 | .59 | VS1817KG | \$375.00 | .44 | WD4485 | \$276.00 | .37 | WDS836 | \$147.00 | .37 | WN8487 | \$369.00 | .37 |
| TR24WUBN | \$785.00 | .59 | VS1837AG | \$1,125.00 | .44 | WD4487 | \$294.00 | .37 | WDS848 | \$169.00 | .37 | WN8488 | \$383.00 | .37 |
| TR24WUGY | \$785.00 | .59 | VS1837KG | \$900.00 | .44 | WD4488 | \$308.00 | .37 | WFSENG | \$22.00 | .58 | WNS424 | \$34.00 | .37 |
| TR2SUBN | \$327.00 | .59 | VSWBBG | \$200.00 | .55 | WD5245 | \$216.00 | .37 | WFSML | \$22.00 | .58 | WNS436 | \$36.00 | .37 |
| TR2SUGY | \$327.00 | .59 | VSWBBK | \$200.00 | .55 | WD5247 | \$234.00 | .37 | WG1836G | \$66.00 | .14 | WNS448 | \$42.00 | .37 |
| TR2WUBN | \$405.00 | .59 | VSWOBBG | \$150.00 | .55 | WD5248 | \$248.00 | .37 | WG1848G | \$72.00 | .14 | WNS524 | \$45.00 | .37 |
| TR2WUGY | \$405.00 | .59 | VSWOBBK | \$150.00 | .55 | WD5365 | \$255.00 | .37 | WG2448G | \$87.00 | .14 | WNS536 | \$49.00 | .37 |
| TRA6018 | \$322.00 | .39 | WB12 | \$16.00 | .35 | WD5367 | \$273.00 | .37 | WG2460G | \$103.00 | .14 | WNS548 | \$57.00 | .37 |
| TRA6024 | \$381.00 | .39 | WB18366C | \$328.00 | .12 | WD5368 | \$287.00 | .37 | WG2472G | \$106.00 | .14 | WNS615 | \$42.00 | .37 |
| TRA7218 | \$373.00 | .39 | WB1836C | \$65.00 | .12 | WD5485 | \$291.00 | .37 | WG3648G | \$103.00 | .14 | WNS624 | \$49.00 | .37 |
| TRA7224 | \$432.00 | .39 | WB18486C | \$368.00 | .12 | WD5487 | \$309.00 | .37 | WG3660G | \$116.00 | .14 | WNS630 | \$51.00 | .37 |
| TRA9618 | \$427.00 | .39 | WB1848C | \$75.00 | .12 | WD5488 | \$323.00 | .37 | WG3672G | \$135.00 | .14 | WNS636 | \$53.00 | .37 |
| TRA9624 | \$486.00 | .39 | WB2 | \$6.00 | .14 | WD6155 | \$201.00 | .37 | WG4848G | \$119.00 | .14 | WNS648 | \$61.00 | .37 |
| TRS6018 | \$440.00 | .39 | WB2424SS | \$200.00 | .52 | WD6157 | \$219.00 | .37 | WG4860G | \$138.00 | .14 | WNS824 | \$81.00 | .37 |
| TRS6024 | \$493.00 | .39 | WB24366C | \$368.00 | .12 | WD6158 | \$233.00 | .37 | WG4872G | \$169.00 | .14 | WNS836 | \$89.00 | .37 |
| TRS7218 | \$491.00 | .39 | WB2436C | \$75.00 | .12 | WD6245 | \$285.00 | .37 | WLS30 | \$400.00 | .27 | WNS848 | \$101.00 | .37 |
| TRS7224 | \$544.00 | .39 | WB24486C | \$388.00 | .12 | WD6247 | \$303.00 | .37 | WLS60 | \$675.00 | .27 | WP18 | \$41.00 | .49 |
| TRS9618 | \$545.00 | .39 | WB2448C | \$80.00 | .12 | WD6248 | \$317.00 | .37 | WLS72 | \$775.00 | .27 | WP36 | \$57.00 | .49 |
| TRS9624 | \$598.00 | .39 | WB3149 | \$73.00 | .14 | WD6305 | \$321.00 | .37 | WMB23149 | \$228.00 | .16 | WR36GY | \$455.00 | .59 |
| TS368C | \$59.00 | .29 | WB3149 | \$73.00 | .16 | WD6307 | \$339.00 | .37 | WMB23201 | \$256.00 | .16 | WR36MO | \$455.00 | .59 |
| TS39C | \$46.00 | .29 | WB32012 | \$87.00 | .16 | WD6308 | \$353.00 | .37 | WMB23209 | \$244.00 | .16 | WR4245 | \$303.00 | .37 |
| TT19C | \$348.00 | .29 | WB3209 | \$81.00 | .16 | WD6365 | \$339.00 | .37 | WMB24149 | \$268.00 | .16 | WR4247 | \$321.00 | .37 |
| TT19CEL | \$460.00 | .29 | WB4149 | \$93.00 | .14 | WD6367 | \$357.00 | .37 | WMB24201 | \$306.00 | .16 | WR4248 | \$335.00 | .37 |
| TT39C | \$465.00 | .29 | WB4149 | \$93.00 | .16 | WD6368 | \$371.00 | .37 | WMB24209 | \$292.00 | .16 | WR4365 | \$357.00 | .37 |
| TT39CEL | \$525.00 | .29 | WB42012 | \$112.00 | .16 | WD6485 | \$405.00 | .37 | WMB33149 | \$339.00 | .16 | WR4367 | \$375.00 | .37 |
| UPS18 | \$93.00 | .54 | WB4209 | \$105.00 | .16 | WD6487 | \$423.00 | .37 | WMB33201 | \$381.00 | .16 | WR4368 | \$389.00 | .37 |
| UPS24 | \$110.00 | .54 | WB4824BSS | \$275.00 | .52 | WD6488 | \$437.00 | .37 | WMB33209 | \$363.00 | .16 | WR4485 | \$423.00 | .37 |
| UPS518 | \$124.00 | .54 | WB4824SS | \$250.00 | .52 | WD8245 | \$399.00 | .37 | WMB34149 | \$399.00 | .16 | WR4487 | \$441.00 | .37 |
| UPS524 | \$141.00 | .54 | WB6 | \$11.00 | .35 | WD8247 | \$417.00 | .37 | WMB34201 | \$456.00 | .16 | WR4488 | \$455.00 | .37 |
| V66126AG | \$562.00 | .44 | WB6030BSS | \$325.00 | .52 | WD8248 | \$431.00 | .37 | WMB34209 | \$435.00 | .16 | WR5245 | \$384.00 | .37 |
| V66126KG | \$450.00 | .44 | WB6030SS | \$300.00 | .52 | WD8365 | \$489.00 | .37 | WN4245 | \$150.00 | .37 | WR5247 | \$402.00 | .37 |
| V66128AG | \$1,406.00 | .44 | WB7230BSS | \$400.00 | .52 | WD8367 | \$507.00 | .37 | WN4247 | \$168.00 | .37 | WR5248 | \$416.00 | .37 |
| V66128KG | \$1,125.00 | .44 | WB7230SS | \$375.00 | .52 | WD8368 | \$521.00 | .37 | WN4248 | \$182.00 | .37 | WR5365 | \$435.00 | .37 |
| V66156AG | \$594.00 | .44 | WB9630BSS | \$550.00 | .52 | WD8485 | \$555.00 | .37 | WN4365 | \$156.00 | .37 | WR5367 | \$453.00 | .37 |
| V66156KG | \$475.00 | .44 | WB9630SS | \$525.00 | .52 | WD8487 | \$573.00 | .37 | WN4367 | \$174.00 | .37 | WR5368 | \$467.00 | .37 |
| V66158AG | \$1,562.00 | .44 | WBD18C | \$9.00 | .12 | WD8488 | \$587.00 | .37 | WN4368 | \$188.00 | .37 | WR5485 | \$525.00 | .37 |
| V66158KG | \$1,250.00 | .44 | WBD2217 | \$200.00 | .52 | WDB3618 | \$72.00 | .36 | WN4485 | \$174.00 | .37 | WR5487 | \$543.00 | .37 |
| V66186AG | \$625.00 | .44 | WBD24C | \$12.00 | .12 | WDB3618N | \$328.00 | .36 | WN4487 | \$192.00 | .37 | WR5488 | \$557.00 | .37 |
| V66186KG | \$500.00 | .44 | WBD320 | \$170.00 | .16 | WDB3618P | \$209.00 | .36 | WN4488 | \$206.00 | .37 | WR6245 | \$405.00 | .37 |
| V66188AG | \$1,687.00 | .44 | WBD420 | \$177.00 | .16 | WDB3618R | \$266.00 | .36 | WN5245 | \$183.00 | .37 | WR6247 | \$423.00 | .37 |
| V66188KG | \$1,350.00 | .44 | WBR1836C | \$437.00 | .17 | WDB3624 | \$79.00 | .36 | WN5247 | \$201.00 | .37 | WR6248 | \$437.00 | .37 |
| VD122KG | \$375.00 | .44 | WBR1848C | \$527.00 | .17 | WDB3624N | \$335.00 | .36 | WN5248 | \$215.00 | .37 | WR6365 | \$504.00 | .37 |
| VD126AG | \$1,125.00 | .44 | WBR2436C | \$489.00 | .17 | WDB3624P | \$216.00 | .36 | WN5365 | \$195.00 | .37 | WR6367 | \$522.00 | .37 |
| VD126KG | \$900.00 | .44 | WBR2448C | \$587.00 | .17 | WDB3624R | \$273.00 | .36 | WN5367 | \$213.00 | .37 | WR6368 | \$536.00 | .37 |
| VD152AG | \$500.00 | .44 | WBT1836C | \$572.00 | .17 | WDB4824 | \$95.00 | .36 | WN5368 | \$227.00 | .37 | WR6485 | \$630.00 | .37 |
| VD152KG | \$400.00 | .44 | WBT1848C | \$662.00 | .17 | WDB4824N | \$351.00 | .36 | WN5485 | \$219.00 | .37 | WR6487 | \$648.00 | .37 |
| VD156AG | \$1,156.00 | .44 | WBT2436C | \$624.00 | .17 | WDB4824P | \$232.00 | .36 | WN5487 | \$237.00 | .37 | WR6488 | \$662.00 | .37 |
| VD156KG | \$925.00 | .44 | WBT2448C | \$722.00 | .17 | WDB4824R | \$289.00 | .36 | WN5488 | \$251.00 | .37 | WRB12 | \$3.75 | .36 |
| VD182AG | \$531.00 | .44 | WC3618ABK | \$625.00 | .43 | WDB6024 | \$113.00 | .36 | WN6155 | \$174.00 | .37 | WRB15 | \$4.00 | .36 |
| VD182KG | \$425.00 | .44 | WC3618AGY | \$625.00 | .43 | WDB6024N | \$369.00 | .36 | WN6157 | \$192.00 | .37 | WRB18 | \$6.00 | .36 |
| VD186AG | \$1,219.00 | .44 | WC3618ATN | \$625.00 | .43 | WDB6024P | \$250.00 | .36 | WN6158 | \$206.00 | .37 | WRB24 | \$6.50 | .36 |
| VD186KG | \$975.00 | .44 | WC3618KBK | \$500.00 | .43 | WDB6024R | \$307.00 | .36 | WN6245 | \$195.00 | .37 | WRB30 | \$7.00 | .36 |

Nexel Best Value Kit



The perfect choice for keeping stock within reach. This space saving design instantly turns unused space into a neatly organized storage center adaptable to you specific needs. Green and Black epoxy finish is ideal for wet/dry storage and display, with a seven year limited warranty against rust. Open wire construction maximizes light and air circulation to keep stored items dry and ventilated. 400 lb. capacity shelves adjust on 1" increments for easy positioning. Adjustable leveling feet compensate for uneven floors. Easy "No Tools Required" assembly. Add casters to make unit a mobile shelf truck. All Nexel accessories will work with our all in one carton product.

Complete Shelving Unit ships in one carton. Carton includes 4 shelves, 4 split posts, split sleeves and leveling bolts. Available in three finishes - Black Epoxy, Green Epoxy, and Zinc Chromate. **Add color suffix to model: (B) Black, (G) Green, (ZC) for Zinc Chromate**




SIMPLY SNAP TOGETHER AND SLIDE SHELL OVER CLIPS FOR POSITIVE LOCKING.



SHELVES ADJUST ON 1" INCREMENTS. NUMBERED POSTS FOR QUICK ASSEMBLY.

AVAILABLE IN THREE FINISHES:



| Model | Description. | List Price | Weight per carton |
|---------|--------------------------------|------------|-------------------|
| VP18367 | 4 Tier Shelving Unit- 18x36x74 | \$200.00 | 46 lbs. |
| VP18487 | 4 Tier Shelving Unit- 18x48x74 | 240.00 | 56 lbs. |
| VP24367 | 4 Tier Shelving Unit- 24x36x74 | 230.00 | 53 lbs. |
| VP24487 | 4 Tier Shelving Unit- 24x48x74 | 280.00 | 59 lbs. |

6 Distribution Centers - Same Day Shipping

NORTHEASTERN

24 Applegate Drive,
Robbinsville, NJ
08691

SOUTHEASTERN

2505 Mill Center Pkwy.
Buford, GA
30518

MIDWEST

8123 116th Street
Pleasant Prairie, WI
53138

WESTERN

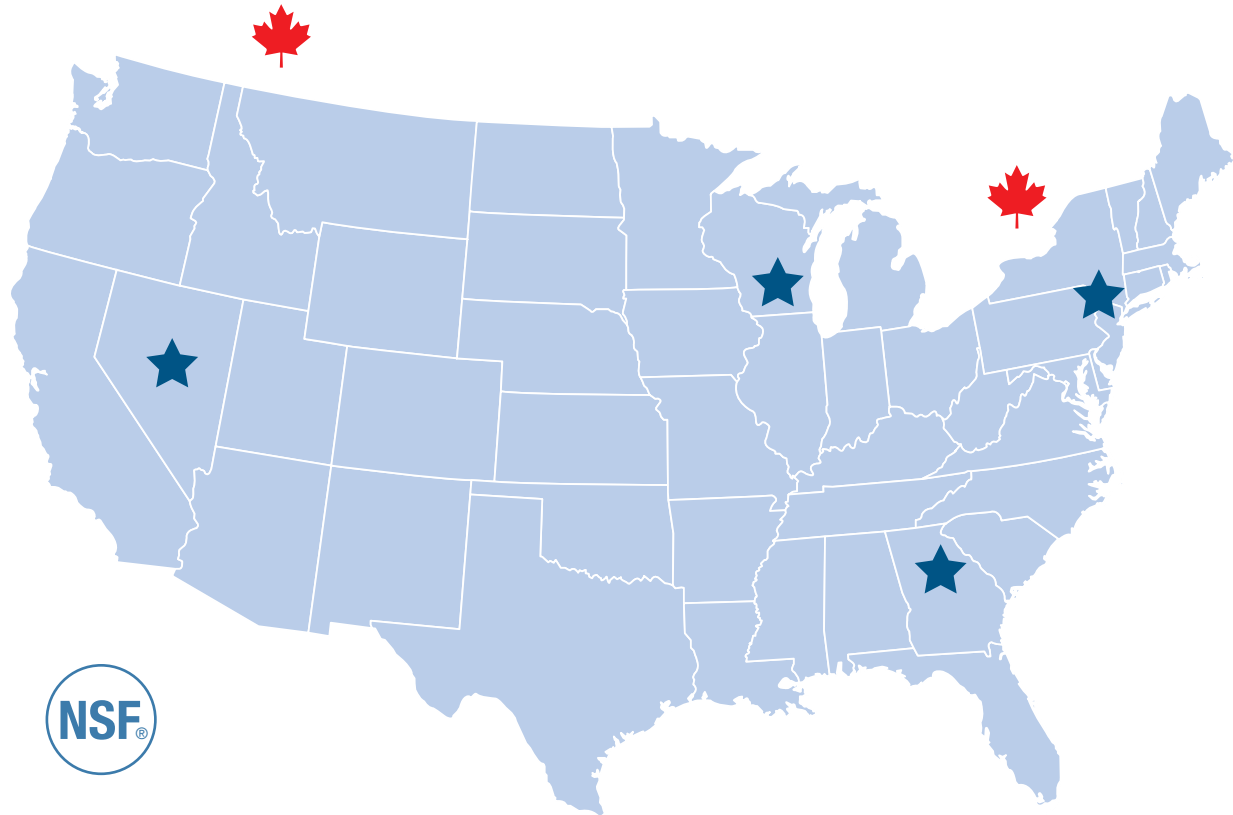
3700 Bay Lake Trail
North Las Vegas, NV
89030

TORONTO

35 Staples Avenue
Richmond Hill
Ontario, L4B4W6

CALGARY

52 Aero Drive NE
Unit 110, Calgary,
Alberta, T2E8Z9



Nexel... Coast to Coast & Canada Too!

Wherever you're located, Nexel's nationwide distribution network ensures quick, reliable delivery. Our order processing system speeds your order to the regional warehouse closest to you. Your NEXEL order is in stock and ready to ship....usually the same day.

Personal service...just a toll-free call away

Our sales representatives do much more than simply take your order. You can count on them for product support.

11 HARBOR PARK DRIVE, PORT WASHINGTON, NY 11050
1-800-245-6682 • NY 1-516-484-5225 • FAX 1-516-625-0084
E-MAIL: nexelinfo@nexelwire.com
www.nexelwire.com

TERMS AND CONDITIONS

PRICES: Prices shown are list prices in U.S. dollars. Subject to change without notice. Merchandise with nominal increases will be shipped and billed at new prices unless otherwise requested. All items are priced individually unless stated otherwise.

TERMS: Net 30 days upon credit approval. Freight and handling charges are not subject to discount.

MINIMUM ORDERS: \$50.00. All orders under minimum are subject to a \$10.00 handling charge.

FOB: All shipments are made FOB our warehouses. Merchandise will ship prepaid and add unless otherwise arranged. We reserve the right to split orders based on FOB shipping point.

SHIPMENT: We cannot guarantee stock availability on any given item. We shall not be liable for any delay due to reasons beyond our control.
INTERNATIONAL SHIPMENTS: Please refer to NEXEL export schedule.

RETURNS: Request written permission within 15 days. Merchandise must be shipped prepaid and returned in an original unopened and resalable packaging and is subject to a 20% handling charge.

SHORTAGE: All claims for shortage must be submitted within 5 days from receipt of merchandise.

CLAIMS: Transportation damage claims must be made by you with the carrier within 5 days as prescribed by ICC.

Most Nexel units shown in this catalog can be customized to suit individual requirements. Check with your Nexel sales representative for details. Most Nexel food service products are listed by the National Sanitation Foundation. For specific items, please consult the latest NSF food service listing.



INDUSTRIAL



HEALTH CARE



COMMERCIAL



FOOD SERVICE



Prices effective July 1, 2016. Supersedes all other price list



11 Harbor Park Drive, Port Washington, NY 11050 U.S.A.

1-800-245-6682

E-mail: Nexelinfo@nexelwire.com

Accounting@nexelwire.com

Orders@nexelwire.com

Quotes@nexelwire.com

FAX: 1-516-625-0084

www.nexelwire.com

Distributed By

N01217